


# Environmental product declaration

In accordance with 14025 and EN15804+A2

VAV LEO - 160



---

**TROX**® TECHNIK  
 Auranor

---

The Norwegian EPD Foundation

**Owner of the declaration:**  
TROX Auranor Norge AS

**Product:**  
VAV LEO - 160

**Declared unit:**  
1 pcs

**This declaration is based on Product Category Rules:**  
CEN Standard EN 15804:2012+A2:2019 serves as core PCR  
NPCR 030:2021 Part B for ventilation components

**EPD Software:**  
LCA.no EPD generator

**Program operator:**  
The Norwegian EPD Foundation

**Declaration number:**  
NEPD-4048-3076-EN

**Registration number:**  
NEPD-4048-3076-EN

**Issue date:** 20.12.2022

**Valid to:** 20.12.2027

**System ID:**  
56180

## General information

### Product

VAV LEO - 160

### Program operator:

Post Box 5250 Majorstuen, 0303 Oslo, Norway  
The Norwegian EPD Foundation  
Phone: +47 23 08 80 00  
web: post@epd-norge.no

### Declaration number:

NEPD-4048-3076-EN

### This declaration is based on Product Category Rules:

CEN Standard EN 15804:2012+A2:2019 serves as core PCR  
NPCR 030:2021 Part B for ventilation components

### Statement of liability:

The owner of the declaration shall be liable for the underlying information and evidence. EPD Norway shall not be liable with respect to manufacturer information, life cycle assessment data and evidences.

### Declared unit:

1 pcs VAV LEO - 16

### Declared unit with option:

A1-A3,A4,C1,C2,C3,C4,D

### Functional unit:

Leo is a volume flow controller which works independently of the duct pressure. It is the desired air flow rate at choked damper that determines the duct pressure required for the applicable unit/string.

### General information on verification of EPD from EPD tools:

Independent verification of data, other environmental information and the declaration according to ISO 14025:2010, § 8.1.3 and § 8.1.4. Individual third party verification of each EPD is not required when the EPD tool is i) integrated into the company's environmental management system, ii) the procedures for use of the EPD tool are approved by EPD Norway, and iii) the process is reviewed annually. See Appendix G of EPD-Norway's General Programme Instructions for further information on EPD tools.

### Verification of EPD tool:

Independent third party verification of the EPD tool, background data and test-EPD in accordance with EPD Norway's procedures and guidelines for verification and approval of EPD tools.

Third party verifier:

Alexander Borg, Asplan Viak  
(no signature required)

### Owner of the declaration:

TROX Auranor Norge AS  
Contact person: Magnus Myrvold  
Phone: +47 61 31 35 00  
e-mail: firmapost@auranor.no

### Manufacturer:

TROX Auranor Norge AS

### Place of production:

TROX Auranor Norge AS  
Auranorvegen 6, 2770 Jaren  
Norway

### Management system:

Miljøfyrtårn

### Organisation no:

976 699 963

**Issue date:** 20.12.2022

**Valid to:** 20.12.2027

### Year of study:

2021

### Comparability:

EPD of construction products may not be comparable if they not comply with EN 15804 and seen in a building context.

### Development and verification of EPD:

The declaration is created using EPD tool lca.tools ver EPD2022.03, developed by LCA.no. The EPD tool is integrated in the company's management system, and has been approved by EPD Norway.

Developer of EPD:

Marte Lindalen

Reviewer of company-specific input data and EPD:

Svein Hvalstad

### Approved:



Håkon Hauan  
Managing Director of EPD-Norway

## Product

### Product description:

Leo is a volume flow controller which works independently of the duct pressure. It is the desired air flow rate at choked damper that determines the duct pressure required for the applicable unit/string.

For more information:

<https://www.trox.no/en/vav/leo-50db1c46c3f22726>

### Product specification

This EPD is applicable for LEO with the dimension Ø160, which is the most commonly used dimension for this product.

If you need an EPD for another dimension/variant of this product, please contact us via email: [office-no@troxgroup.com](mailto:office-no@troxgroup.com)

Materials	kg	%
Metal - Steel	1,58	76,25
Motor	0,46	22,20
Rubber, synthetic	0,03	1,54
Total	2,07	

Packaging	kg	%
Packaging - Cardboard	0,06	15,23
Packaging - Pallet	0,33	83,76
Packaging - Plastic	0,00	1,02
Total incl. packaging	2,47	

### Technical data:

For technical data:

<https://www.trox.no/en/vav/leo-50db1c46c3f22726>

### Market:

Norway

### Reference service life, product

20 years

### Reference service life, building or construction works

60 years

## LCA: Calculation rules

### Declared unit:

1 pcs VAV LEO - 160

### Cut-off criteria:

All major raw materials and all the essential energy is included. The production processes for raw materials and energy flows with very small amounts (less than 1%) are not included. These cut-off criteria do not apply for hazardous materials and substances.

### Allocation:

The allocation is made in accordance with the provisions of EN 15804. Incoming energy and water and waste production in-house is allocated equally among all products through mass allocation. Effects of primary production of recycled materials is allocated to the main product in which the material was used. The recycling process and transportation of the material is allocated to this analysis.

### Data quality:

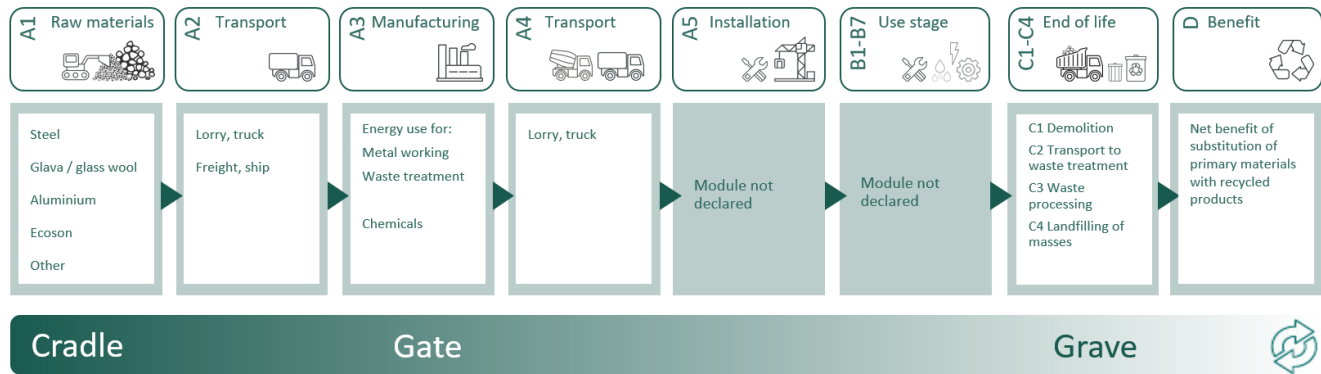
Specific data for the product composition are provided by the manufacturer. The data represent the production of the declared product and were collected for EPD development in the year of study. Background data is based on EPDs according to EN 15804 and different LCA databases. The data quality of the raw materials in A1 is presented in the table below.

Materials	Source	Data quality	Year
Metal - Steel	ecoinvent 3.6	Database	2019
Packaging - Cardboard	ecoinvent 3.6	Database	2019
Packaging - Pallet	ecoinvent 3.6	Database	2019
Packaging - Plastic	ecoinvent 3.6	Database	2019
Rubber, synthetic	ecoinvent 3.6	Database	2019
Motor	Modified ecoinvent 3.6	Database	2019

**System boundaries (X=included, MND=module not declared, MNR=module not relevant)**

Product stage				Construction installation stage		Use stage							End of life stage				Beyond the system boundaries
Raw materials	Transport	Manufacturing		Transport	Assembly	Use	Maintenance	Repair	Replacement	Refurbishment	Operational energy use	Operational water use	De-construction demolition	Transport	Waste processing	Disposal	Reuse-Recycling-potential
A1	A2	A3	A4	A5	B1	B2	B3	B4	B5	B6	B7		C1	C2	C3	C4	D
X	X	X	X	MND	MND	MND	MND	MND	MND	MND	MND		X	X	X	X	X

**System boundary:**



**Additional technical information:**

TROX Auranor Norge AS has documentation proving that all electricity used is 100% renewable.














## LCA: Scenarios and additional technical information

The following information describe the scenarios in the different modules of the EPD.

<b>Transport from production place to user (A4)</b>	<b>Capacity utilisation (incl. return) %</b>	<b>Distance (km)</b>	<b>Fuel/Energy Consumption</b>	<b>Unit</b>	<b>Value (Liter/tonne)</b>
Truck, 16-32 tonnes, EURO 6 (km)	36,7 %	300	0,043	l/tkm	12,90
<b>De-construction demolition (C1)</b>					
	<b>Unit</b>	<b>Value</b>			
Demolition of building per kg of ventilation product (kg)	kg/DU	2,27			
<b>Transport to waste processing (C2)</b>	<b>Capacity utilisation (incl. return) %</b>	<b>Distance (km)</b>	<b>Fuel/Energy Consumption</b>	<b>Unit</b>	<b>Value (Liter/tonne)</b>
Truck, 16-32 tonnes, EURO 6 (km)	36,7 %	85	0,043	l/tkm	3,66
<b>Waste processing (C3)</b>					
	<b>Unit</b>	<b>Value</b>			
Materials to recycling (kg)	kg	1,84			
Waste treatment per kg Bulk iron waste, excluding reinforcement, sorting plant (kg)	kg	0,46			
Waste treatment per kg Rubber, municipal incineration with fly ash extraction (kg)	kg	0,03			
<b>Disposal (C4)</b>					
	<b>Unit</b>	<b>Value</b>			
Landfilling of ashes from incineration of Rubber, municipal incineration with fly ash extraction (kg)	kg	0,00			
Waste treatment per kg Copper slag, to landfill, residual material landfill (kg) - GLO	kg	0,01			
Waste, aluminium, to landfill (kg)	kg	0,00			
Waste, scrap steel, to landfill (kg)	kg	0,19			
<b>Benefits and loads beyond the system boundaries (D)</b>					
	<b>Unit</b>	<b>Value</b>			
Substitution of electricity, in Norway (MJ)	MJ	0,04			
Substitution of primary aluminium with net scrap (kg)	kg	0,04			
Substitution of primary copper with net scrap (kg)	kg	0,03			
Substitution of primary steel with net scrap (kg)	kg	1,25			
Substitution of thermal energy, district heating, in Norway (MJ)	MJ	0,66			

## LCA: Results

The LCA results are presented below for the declared unit defined on page 2 of the EPD document.

Environmental impact									
Indicator	Unit	A1-A3	A4	C1	C2	C3	C4	D	
 GWP-total	kg CO <sub>2</sub> -eq	9,37E+00	1,21E-01	2,99E-03	3,43E-02	1,01E-01	1,10E-03	-1,79E+00	
 GWP-fossil	kg CO <sub>2</sub> -eq	9,80E+00	1,21E-01	2,99E-03	3,42E-02	1,01E-01	1,10E-03	-1,78E+00	
 GWP-biogenic	kg CO <sub>2</sub> -eq	-4,43E-01	5,00E-05	5,61E-07	1,42E-05	4,26E-06	9,90E-07	-2,61E-03	
 GWP-luluc	kg CO <sub>2</sub> -eq	1,08E-02	4,30E-05	2,36E-07	1,22E-05	6,68E-07	2,21E-07	-7,13E-03	
 ODP	kg CFC11 -eq	7,67E-07	2,74E-08	6,46E-10	7,76E-09	2,13E-10	4,54E-10	-2,80E-04	
 AP	mol H+ -eq	1,16E-01	3,47E-04	3,13E-05	9,84E-05	1,49E-05	9,43E-06	-2,04E-02	
 EP-FreshWater	kg P -eq	7,56E-04	9,65E-07	1,09E-08	2,74E-07	3,06E-08	1,02E-08	-1,74E-04	
 EP-Marine	kg N -eq	1,20E-02	6,87E-05	1,38E-05	1,95E-05	5,56E-06	3,45E-06	-2,17E-03	
 EP-Terrestrial	mol N -eq	3,11E-01	7,69E-04	1,52E-04	2,18E-04	6,15E-05	3,81E-05	-2,49E-02	
 POCP	kg NMVOC -eq	4,31E-02	2,94E-04	4,17E-05	8,34E-05	1,51E-05	1,09E-05	-9,92E-03	
 ADP-minerals&metals <sup>1</sup>	kg Sb -eq	7,25E-03	3,34E-06	4,59E-09	9,46E-07	1,26E-08	8,97E-09	-8,65E-05	
 ADP-fossil <sup>1</sup>	MJ	1,23E+02	1,83E+00	4,12E-02	5,18E-01	1,53E-02	3,07E-02	-1,64E+01	
 WDP <sup>1</sup>	m <sup>3</sup>	6,45E+02	1,77E+00	8,74E-03	5,01E-01	7,49E-01	9,90E-02	-1,16E+02	

GWP total Global Warming Potential total; GWP fossil Global Warming Potential fossil fuels ; GWP biogenic Global Warming Potential biogenic; GWP luluc Global Warming Potential land use change; ODP Ozone Depletion; AP Acidification; EP freshwater Eutrophication aquatic freshwater; EP marine Eutrophication aquatic marine; EP terrestrial Eutrophication terrestrial ;POCP Photochemical zone formation; ADPE Abiotic Depletion Potential minerals and metals; ADPf Abiotic Depletion Potential fossil fuels;







"Reading example: 9,0 E-03 = 9,0\*10<sup>-3</sup> = 0,009"

\*INA Indicator Not Assessed

1. The results of this environmental impact indicator shall be used with care as the uncertainties on these results are high or as there is limited experienced with the indicator

## Remarks to environmental impacts

**Additional environmental impact indicators**


Indicator		Unit	A1-A3	A4	C1	C2	C3	C4	D
	PM	Disease incidence	1,01E-06	7,40E-09	8,28E-10	2,10E-09	7,60E-11	1,93E-10	-1,62E-07
	IRP <sup>2</sup>	kgBq U235 -eq	4,63E-01	7,99E-03	1,76E-04	2,26E-03	1,29E-04	1,36E-04	-1,46E-02
	ETP-fw <sup>1</sup>	CTUe	6,00E+02	1,35E+00	2,25E-02	3,84E-01	1,81E-01	1,87E+00	-1,86E+02
	HTP-c <sup>1</sup>	CTUh	5,62E-08	0,00E+00	0,00E+00	0,00E+00	1,00E-12	1,71E-10	-8,92E-09
	HTP-nc <sup>1</sup>	CTUh	7,88E-07	1,48E-09	2,00E-11	4,19E-10	6,90E-11	1,17E-08	7,91E-09
	SQP <sup>1</sup>	dimensionless	1,01E+02	1,28E+00	5,22E-03	3,62E-01	7,09E-03	1,10E-01	-2,59E+00

PM Particulate Matter emissions; IRP Ionizing radiation – human health; ETP-fw Eco toxicity – freshwater; HTP-c Human toxicity – cancer effects; HTP-nc Human toxicity – non cancer effects; SQP Soil Quality (dimensionless)

"Reading example: 9,0 E-03 = 9,0\*10<sup>-3</sup> = 0,009"

\*INA Indicator Not Assessed

1. The results of this environmental impact indicator shall be used with care as the uncertainties on these results are high or as there is limited experienced with the indicator
2. This impact category deals mainly with the eventual impact of low dose ionizing radiation on human health of the nuclear fuel cycle. It does not consider effects due to possible nuclear accidents, occupational exposure nor due to radioactive waste disposal in underground facilities. Potential ionizing radiation from the soil, from radon and from some construction materials is also not measured by this indicator.




Resource use									
Indicator	Unit	A1-A3	A4	C1	C2	C3	C4	D	
 PERE	MJ	2,43E+01	2,62E-02	2,23E-04	7,41E-03	3,80E-03	6,55E-04	-3,05E+00	
 PERM	MJ	5,07E+00	0,00E+00	0,00E+00	0,00E+00	0,00E+00	0,00E+00	0,00E+00	
 PERT	MJ	2,94E+01	2,62E-02	2,23E-04	7,41E-03	3,80E-03	6,55E-04	-3,05E+00	
 PENRE	MJ	1,22E+02	1,83E+00	4,12E-02	5,18E-01	1,53E-02	3,07E-02	-1,64E+01	
 PENRM	MJ	1,04E+00	0,00E+00	0,00E+00	0,00E+00	0,00E+00	0,00E+00	0,00E+00	
 PENRT	MJ	1,23E+02	1,83E+00	4,12E-02	5,18E-01	1,53E-02	3,07E-02	-1,67E+01	
 SM	kg	1,24E+00	0,00E+00	2,02E-05	0,00E+00	5,07E-06	2,19E-05	7,14E-01	
 RSF	MJ	4,91E-01	9,36E-04	5,48E-06	2,65E-04	8,03E-05	1,48E-05	5,08E-02	
 NRSF	MJ	-4,14E+00	3,35E-03	8,06E-05	9,48E-04	-5,08E-05	1,40E-04	1,43E+00	
 FW	m <sup>3</sup>	1,48E-01	1,95E-04	2,12E-06	5,54E-05	1,11E-04	3,63E-05	-1,33E-02	

PERE Use of renewable primary energy excluding renewable primary energy resources used as raw materials; PERM Use of renewable primary energy resources used as raw materials; PERT Total use of renewable primary energy resources; PENRE Use of non renewable primary energy excluding non-renewable primary energy resources used as raw materials; PENRM Use of non renewable primary energy resources used as raw materials; PENRT Total use of non renewable primary energy resources; SM Use of secondary materials; RSF Use of renewable secondary fuels; NRSF Use of non renewable secondary fuels; FW Use of net fresh water

\*Reading example: 9,0 E-03 = 9,0\*10<sup>-3</sup> = 0,009"

\*INA Indicator Not Assessed








End of life - Waste									
Indicator		Unit	A1-A3	A4	C1	C2	C3	C4	D
	HWD	kg	8,00E-02	9,42E-05	1,21E-06	2,67E-05	5,09E-06	1,25E-03	-6,50E-03
	NHWD	kg	3,12E+00	8,89E-02	4,87E-05	2,52E-02	2,57E-04	2,04E-01	-6,92E-01
	RWD	kg	4,44E-04	1,24E-05	2,86E-07	3,53E-06	9,24E-08	2,07E-07	-1,45E-05

HWD = Hazardous waste disposed; NHWD = Non-hazardous waste disposed; RWD = Radioactive waste disposed;

"Reading example: 9,0 E-03 = 9,0\*10<sup>-3</sup> = 0,009"

\*INA Indicator Not Assessed

End of life - Output flow									
Indicator		Unit	A1-A3	A4	C1	C2	C3	C4	D
	CRU	kg	0,00E+00	0,00E+00	0,00E+00	0,00E+00	0,00E+00	0,00E+00	0,00E+00
	MFR	kg	6,47E-01	0,00E+00	1,98E-05	0,00E+00	1,84E+00	7,55E-06	6,90E-01
	MER	kg	6,18E-04	0,00E+00	6,15E-08	0,00E+00	7,99E-07	1,48E-07	3,04E-04
	EEE	MJ	3,34E-03	0,00E+00	2,11E-07	0,00E+00	4,38E-02	3,98E-06	1,69E-03
	EET	MJ	5,05E-02	0,00E+00	3,19E-06	0,00E+00	6,63E-01	6,02E-05	2,56E-02

CRU = Components for re-use; MFR = Materials for recycling; MER = Materials for energy recovery; EEE = Exported electrical energy; EET = Exported energy Thermal

"Reading example: 9,0 E-03 = 9,0\*10<sup>-3</sup> = 0,009"

\*INA Indicator Not Assessed

Biogenic Carbon Content		
Indicator	Unit	At the factory gate
Biogenic carbon content in product	kg C	0,00E+00
Biogenic carbon content in accompanying packaging	kg C	1,64E-01

Note: 1 kg biogenic carbon is equivalent to 44/12 kg CO<sub>2</sub>

## Additional Norwegian requirements

### Greenhouse gas emissions from the use of electricity in the manufacturing phase

National production mix from import, low voltage (production of transmission lines, in addition to direct emissions and losses in grid) of applied electricity for the manufacturing process (A3).

Electricity mix	Data source	Amount	Unit
Electricity, Norway (kWh)	ecoinvent 3.6	24,33	g CO <sub>2</sub> -eq/kWh

### Dangerous substances

The product contains no substances given by the REACH Candidate list or the Norwegian priority list.

### Indoor environment







## Additional Environmental Information

Environmental impact indicators EN 15804+A1 and NPCR Part A v2.0								
Indicator	Unit	A1-A3	A4	C1	C2	C3	C4	D
GWP	kg CO <sub>2</sub> -eq	9,49E+00	1,20E-01	2,96E-03	3,39E-02	1,01E-01	1,09E-03	-1,68E+00
ODP	kg CFC11 -eq	7,54E-07	2,22E-08	5,13E-10	6,29E-09	2,14E-10	3,61E-10	-7,40E-08
POCP	kg C <sub>2</sub> H <sub>4</sub> -eq	4,86E-03	1,46E-05	4,55E-07	4,14E-06	3,02E-07	2,52E-07	-1,39E-03
AP	kg SO <sub>2</sub> -eq	5,73E-02	2,39E-04	4,37E-06	6,76E-05	1,06E-05	3,10E-06	-1,66E-02
EP	kg PO <sub>4</sub> <sup>3-</sup> -eq	6,12E-03	2,54E-05	4,86E-07	7,20E-06	2,41E-06	3,80E-07	-1,31E-03
ADPM	kg Sb -eq	7,25E-03	3,34E-06	4,59E-09	9,46E-07	1,26E-08	8,97E-09	-8,65E-05
ADPE	MJ	1,05E+02	1,79E+00	4,09E-02	5,07E-01	1,16E-02	3,01E-02	-1,67E+01
GWPIOBC	kg CO <sub>2</sub> -eq	9,95E+00	1,21E-01	2,99E-03	3,43E-02	1,01E-01	2,41E-04	-2,42E+00

GWP Global warming potential; ODP Depletion potential of the stratospheric ozone layer; POCP Formation potential of tropospheric photochemical oxidants; AP Acidification potential of land and water; EP Eutrophication potential; ADPM Abiotic depletion potential for non fossil resources; ADPE Abiotic depletion potential for fossil resources; GWP-IOBC/GHG Global warming potential calculated according to the principle of instantaneous oxidation (except emissions and uptake of biogenic carbon)

## Bibliography

ISO 14025:2010 Environmental labels and declarations - Type III environmental declarations - Principles and procedures.  
 ISO 14044:2006 Environmental management - Life cycle assessment - Requirements and guidelines.  
 EN 15804:2012+A2:2019 Environmental product declaration - Core rules for the product category of construction products.  
 ISO 21930:2017 Sustainability in buildings and civil engineering works - Core rules for environmental product declarations of construction products.  
 ecoinvent v3, Allocation, cut-off by classification, Swiss Centre of Life Cycle Inventories.  
 Iversen et al., (2021) eEPD v2021.09 Background information for EPD generator tool system verification, LCA.no Report number: 07.21  
 Graafland and Iversen (2022) EPD generator for NPCR 030 Ventilation components, Background information for EPD generator application and LCA data, LCA.no report number: 12.22  
 NPCR Part A: Construction products and services. Ver. 2.0. April 2021, EPD-Norge.  
 NPCR 030 Part B for Ventilation components, Ver. 1.0, 18.05.2021, EPD Norway.

 <small>Global Program Operator</small>	<b>Program operator and publisher</b> The Norwegian EPD Foundation Post Box 5250 Majorstuen, 0303 Oslo, Norway	Phone: +47 23 08 80 00 e-mail: <a href="mailto:post@epd-norge.no">post@epd-norge.no</a> web: <a href="http://www.epd-norge.no">www.epd-norge.no</a>
 	<b>Owner of the declaration:</b> TROX Auranor Norge AS Auranorvegen 6, 2770 Jaren	Phone: +47 61 31 35 00 e-mail: <a href="mailto:firmapost@auranor.no">firmapost@auranor.no</a> web: <a href="https://www.trox.no/">https://www.trox.no/</a>
	<b>Author of the Life Cycle Assessment</b> LCA.no AS Dokka 6B, 1671	Phone: +47 916 50 916 e-mail: <a href="mailto:post@lca.no">post@lca.no</a> web: <a href="http://www.lca.no">www.lca.no</a>
	<b>Developer of EPD generator</b> LCA.no AS Dokka 6B, 1671 Kråkerøy	Phone: +47 916 50 916 e-mail: <a href="mailto:post@lca.no">post@lca.no</a> web: <a href="http://www.lca.no">www.lca.no</a>
	ECO Platform ECO Portal	web: <a href="http://www.eco-platform.org">www.eco-platform.org</a> web: ECO Portal