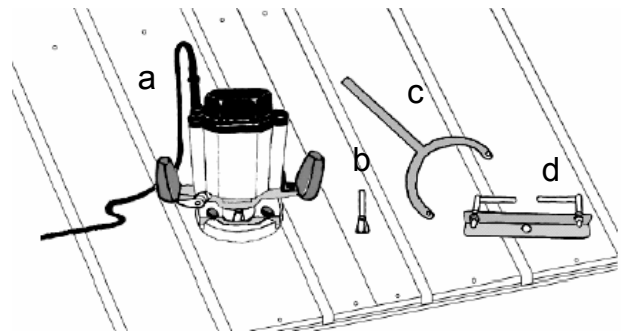




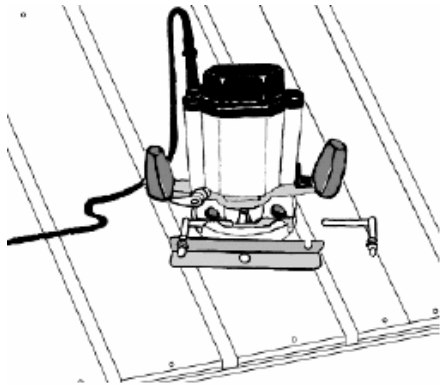
Fresing av vendespor i Orkla Thermogulv

For å foreta fresing på byggeplass trengs følgende:

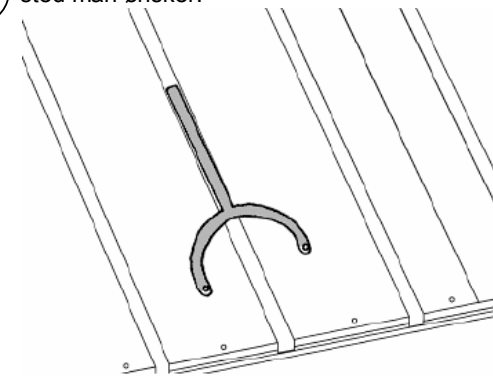
- a Handoverfres
- b Profilfres
- c Fresemal
- d Sirkelføringsbrakett




1 Sirkelføringsbrakett påmonteres handoverfres.



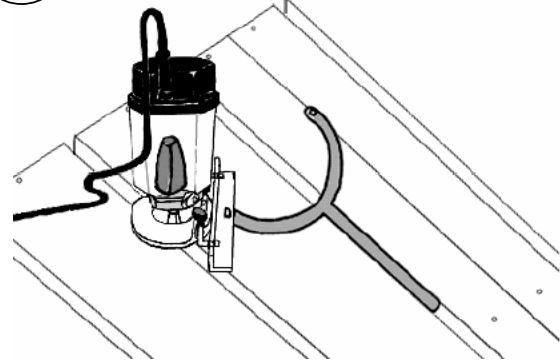
2 Fresemal legges ned i ferdig frest spor i platen på det sted man ønsker.




3 Handoverfres påmontert profilfres og sirkelføringsbrakett settes ned i allerede freste spor.



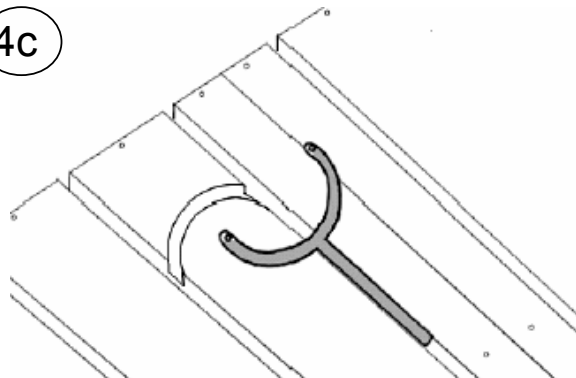
4a Hullet i sirkelføringsbraketten skal nå passe til "tappen" på fresemalen.



4b



4c



Må eventuelt fresas to ganger for nødvendig spordybde.

