



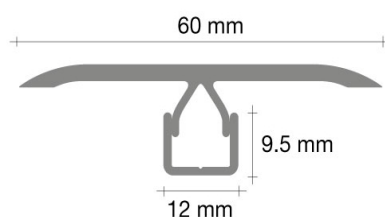
Commercial alu mouldings with laminate surface

Description:

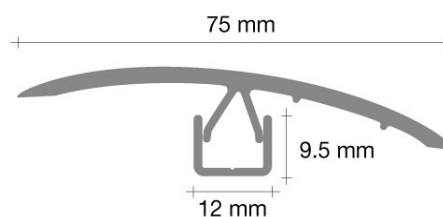
- Solid aluminium mouldings with laminate surface
- Specially developed for commercial use and high footfall areas
- Very high wear (AC5), TitanX™ Surface
- Resistant to loads of heavy trolleys
- Perfectly matched in colour and structure
- Easy installation with snap-in system



T-moulding: From laminate to laminate



Reducer strip: From laminate to ceramic, vinyl etc



Characteristics:

Properties	Value
Material	Solid Aluminium
Surface material	Flooring Laminate (HPL)
Wear resistance	AC5 laminate
Scratch resistance	TitanX™ surface
Surface texture	Matched to the floor
Bottom part	Alumina rail. 12 screws (3,5x25) and plugs (Ø5) included

Demographics:

Product	Length mm	Width mm	Height mm	Quantity/pack pcs
T-moulding, 3201xx	2350	60	4*	5
Reducer strip, 3301xx	2350	75	3-5*	5

*over flooring surface

Installation instruction:

Screw the metal track to the subfloor and snap the moulding into place

Suitable for floors between 9-13 mm.

Please Note: Specifications and features in this TDS could be subject to change without notice!