

ACOUSTIC
LOOSE LAY VINYL TILES

Square

Specification

Loose lay printed acoustic floorcovering in tile format. Glass fibre reinforcement.
TopClean XP Polyurethane reinforcement on surface.
Built-in Sanitized[®] treatment.

Product standards: EN 651.

COMPACT
LOOSE LAY VINYL TILES

Square

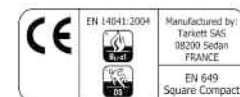

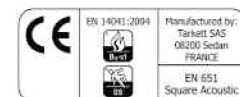
Specification

Loose lay printed compact floorcovering in tile format. Glass fibre reinforcement.
TopClean XP Polyurethane reinforcement on surface. Built-in Sanitized[®] treatment.

Product standards: EN 649.

CERTIFICATION & CLASSIFICATION	STANDARDS	Square Acoustic	Square Compact
CE Certification	EN 14041	Yes	Yes
Classification	EN 685 Commercial Industrial	Classes: 34 -	Classes: 34 Classes: 43
TECHNICAL CHARACTERISTICS	STANDARDS	Square Acoustic	Square Compact
Wear layer thickness	EN 429	0.80 mm	0.70 mm
Total thickness	EN 428	4.70 mm	4.00 mm
Abrasion group	EN 660-2	Group T: ≤ 2.00 mm ²	Group T: ≤ 2.00 mm ²
Total weight	EN 430	5 460 g/m ²	5 800 g/m ²
Form of delivery	EN 427 Tiles	50 x 50 cm	50 x 50 cm
TECHNICAL PERFORMANCES	STANDARDS	Square Acoustic	Square Compact
Dimensional stability	EN 434	Length + width ≤ 0.10%	Length + width ≤ 0.10%
Reaction to fire	EN 13501-1	Bfl s1 loose-laid or glued over any A2fl or A1fl substrate (concrete) Cfl s1 loose-laid over any derivative wood substrate	Bfl s1 loose-laid or glued over any A2fl or A1fl substrate (concrete) Cfl s1 loose-laid over any derivative wood substrate
Static indentation	EN 433	≤ 0.15 mm	≤ 0.10 mm
Castor chair	EN 425	No damage	No damage
Furnitur leg	EN 424	No damage with foot 0.1 load 100 kg	No damage with foot 0.1 load 100 kg
Curl resultant to heat	EN 434	≤ 2 mm	≤ 2 mm
Electrical properties	EN 1815 EN 1081	< 2 kV on concrete R1 < 10 ¹⁰ Ω	< 2 kV on concrete R1 < 10 ¹⁰ Ω
Impact sound reduction	EN ISO 140-8 EN ISO 717/2	ΔLw = 14 dB	ΔLw = 8 dB
Acoustical absorption	EN ISO 354 EN ISO 11 654	α _w = 0.05	α _w = 0.05
Reduction of in room impact noise	NF EN ISO 31-074	L _{n,r,w} = 67 dB	L _{n,r,w} = 71 dB
Chemical resistance	EN 423	High resistance	High resistance
Resistance to bacteria	NF EN ISO 846	Sanitized [®] / Grade 1 / High fungi effect	Sanitized [®] / Grade 1 / High fungi effect
Thermal resistance Underfloor heating	EN 12524	0.06 m ² K/W Suitable	0.04 m ² K/W Suitable
Light fastness	EN ISO 105-B02	≥ 6/8	≥ 6/8
Slip resistance	DIN 51130 EN 13893	R9 μ ≥ 0.3	R9 μ ≥ 0.3
Colours		Patine: 6 - Tissé: 3 - Damask: 4 - Zen: 5 - Patchwork: 4 - Malaga: 2 - Palma: 2 - Wenge: 1 - Plateau Ash: 3 - Oak: 1 - Leather: 1 - Coco Sisal: 2 - Fragmentation: 2	

• **Australia:** Tarkett Australia Pty Ltd - Tel. +61 2 96 34 73 73 • **Austria:** Tarkett Holding GmbH, Niederlassung Wien - Tel. +43 1 478 80 62 • **Baltic States:** Tarkett Wyk_adziny Sp. z o.o. - Tel. +370 37 262 220 • **Belgium:** Tarkett France Belux - Tel. +32 16 35 98 80 • **Brazil:** Tarkett FADEMAG - Tel. +55 12 3954 7244 • **Canada:** Tarkett Inc. - Tel. +1 450 293 173 • **China:** Tarkett Asia Pacific Limited - Shanghai Representative Office - Tel. +86 21 60 95 6838 / +86 21 6095 6859 • **Czech Republic:** Tarkett SAS, org. slozka - Tel. +420 271 001 602 • **Denmark:** Tarkett A/S - Tel. +45 43 90 60 11 • **Finland:** Tarkett Oy - Tel. +358 9 5406 5870 • **France:** Tarkett France - Tel. +33 1 41 20 42 49 • **Germany:** Tarkett Holding GmbH, Bereich Objekt - Tel. +49 (0) 62 33 810 • **Greece:** Tarkett Monoprosopi Ltd - Tel. +30 2 10 576 3889 • **Hong Kong:** Tarkett Asia Pacific Ltd. - Tel. +852 251 18 716 • **Hungary:** Tarkett SAS - Tel. +36 1 437 8150 • **Italy:** Tarkett S.p.A. - Tel. +39 02 893 411 • **Luxembourg:** Tel. +352 949 211 8804 • **Middle East:** Tarkett Middle East - Tel. +961 151 3363/4 • **Netherlands:** Tarkett Holding GmbH - Vestiging Nederland - Tel. +31 76 57 80 760 • **Norway:** Tarkett AS - Tel. +47 32 20 92 00 • **Poland:** Tarkett Wyk_adziny Sp. z o.o. - Tel. +48 22 639 31 66 • **Portugal:** Tarkett SA - Tel. +351 21 427 64 20 • **Russian Federation:** Tarkett Russia - Tel. +7 4 95 777 69 83 • **Slovakia:** Tarkett SAS - Tel. +421 248 291 317 • **Singapore:** Tarkett Far East - Tel. +65 67 43 53 84 • **South East Europe:** Tarkett Trade d.o.o. - Tel. +381 21 7557 649 • **Spain:** Tarkett Floors S.L. - Tel. +34 91 358 00 35 • **Sweden:** Tarkett Sverige AB - Tel. +46 771 25 19 00 • **Switzerland:** Tarkett Holding GmbH, Bereich Objekt Schweiz - Tel. +41 (0) 43 233 79 24 • **Turkey:** Tarkett ASPEN - Tel. +90 212 213 65 80 • **Ukraine:** Tarkett UA - Tel. +380 (44) 569 12 21 • **United Kingdom:** Tarkett Ltd - Tel. +44 (0) 1622 854 040 • **North America:** Johnsonite - Tel. +1 440 543 8916 • **Tarkett Inc. USA:** - Tel. +1 713 869 5811 • **Latin America:** Tarkett FADEMAG - Tel. +55 12 3954 7244 • **Tarkett International:** Tel. +33 1 41 20 41 01



The above information is subject to modifications for the benefit of further improvement (08/2010).

Tarkett's instructions regarding installation, cleaning and maintenance should be observed. Please contact Tarkett at the address shown for these instructions.

 **Tarkett**


www.tarkett.com

Square




- > Heterogeneous floorcovering
- > Acoustic loose-lay tiles for offices and commercial interiors
- > Contemporary designs in wide colour range
- > New TopClean XP PUR: easy, low-cost maintenance
- > Extreme resistance to scratches and abrasion
- > Excellent resistance to scuffing, soiling and staining
- > Glass fibre non-woven reinforcement: unique dimensional stability

Teak




3660 001

Oak



3660 002

Silk



3659 023



3659 024

Patine




3659 002



3659 004




3659 006



3659 005


Palma




3659 011



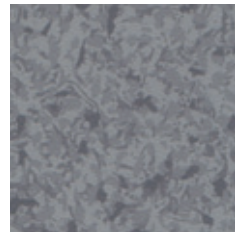
3659 014




3659 013



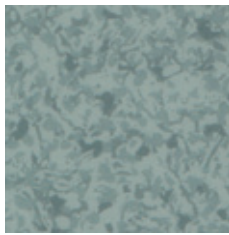
3659 008



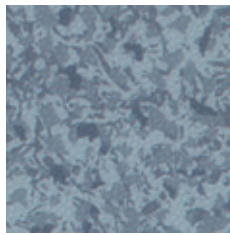
3659 009




3659 010



3659 017

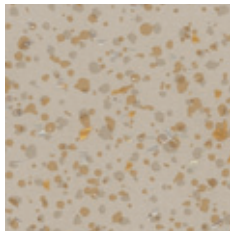


3659 015




3659 016

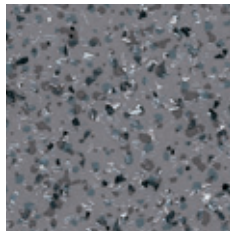
Malaga




3662 001



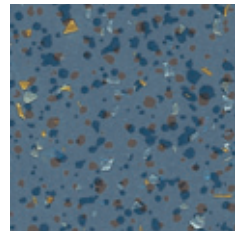
3663 001



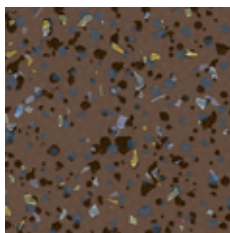
3663 002




3663 003




3662 002



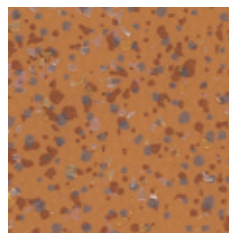
3662 003



3662 004



3662 006



3662 005

Technical data		Square	Space	Tarkolay
Classification	EN 685 domestic commercial industrial	Classes: 34	Classes: 34 43	-
Polyurethane reinforcement (PUR)		TOPCLEAN XP	TOPCLEAN XP	-
Total thickness	EN 428	4.70 mm	4.00 mm	1.30 mm
Wear layer thickness	EN 429	0.80 mm	0.70 mm	-
Total weight	EN 430	5 460 g/m ²	6 400 g/m ²	1 160 g/m ²
Abrasion group	EN 660-1	Group T: ≤ 0.08 mm	Group T: ≤ 0.08 mm	-
Residual indentation	EN 433	≤ 0.15 mm	< 0.10 mm	-
Furniture leg	EN 424	No damage	No damage	No requirement
Castor wheel test	EN 425	No damage	No damage	No requirement
Dimensional stability Curl resultant to heat	EN 434	Length + width ≤ 0.10 % ≤ 2 mm	Length + width ≤ 0.10 % < 2 mm	Length + width ≤ 0.10 % -
Reaction to fire	EN 13501-1 ASTM E648	B _{fl} s2 loose-laid over any A2 _{fl} or A1 _{fl} substrate (concrete) C _{fl} s2 loose-laid over any derivative wood substrate Class 1	B _{fl} s1 loose-laid over any A2 _{fl} or A1 _{fl} substrate (concrete) and over any derivative wood substrate	-
Slip resistance	DIN 51130 EN 13893 ASTM D407	R9 ≥ 0.3 > 0.50	R9 ≥ 0.3	No requirement
Electrostatic properties	EN 1815 EN 1081	< 2 kV on concrete R _t > 10 ²⁰ ohms	< 2 kV on concrete R _t > 10 ²⁰ ohms	No requirement
Impact sound reduction	EN ISO 140-8 EN ISO 717/2	ΔL _w = 14 dB	ΔL _w = 6 dB	No requirement
Acoustical absorption	EN ISO 354 EN ISO 20354	α _w = 0.03 (500 Hz)	α _w = 0.05 (500 Hz)	No requirement
Reduction of in room impact noise	NF S 31-074	L _{n,e,w} = 66 dB	L _{n,e,w} = 74 dB	No requirement
Light fastness	EN ISO 105-B02	≥ 6	≥ 6/8	No requirement
Chemical resistance	EN 423	High resistance	High resistance	No requirement
Resistance to bacteria	NF EN ISO 846	Sanitized Grade 1 High fungi effect	Sanitized ^o Grade 1 High fungi effect	No requirement
Thermal resistance Underfloor heating	EN 12524	0.05 m ² K/W Suitable	0.05 m ² K/W Suitable	Ok
Colours		26	Zen: 1 - Damask: 8 Wave: 4 - Line: 5 Sequence: 5	1
Form of delivery	EN 426 EN 427	Tiles: 50 x 50 cm	Tiles: 50 x 50 cm	Nominal: 45 x 2 m Mini: 15 x 2 m Maxi: 50 x 2 m

The above information is subject to modifications for the benefit of further improvement (01/08).

For more detailed technical information, please contact Tarkett.

Follow Tarkett's installation and maintenance instructions carefully. Please refer to page 236.



Vedlikehold

iD Inspiration, iD Vision Wood, Square, Space

Februar 2013



iD Inspiration, iD Vision Wood, Square, Space

Heterogene polyuretanforesterkede vinylgulv for offentlig miljø. For å utnytte gulvets egenskaper maksimalt bør våte rengjøringsmetoder minimeres og erstattes med tørre eller fuktige metoder samt høy maskinutnyttelse. Dette sparer rengjøringspersonalet, gulvmaterialet og miljøet samtidig som det gir en bedre rengjøringskvalitet.

Byggrengjøring

En rengjøring av bygget gjøres alltid innen et nytt gulv tas i bruk. Under byggetiden skal gulvene alltid beskyttes med hard papp eller lignende.

Lett skittent gulv: Støvsug, feie eller fuktmopp overflaten for å fjerne løs skitt og byggestøv. På større, åpne flater er en kombinasjonsmaskin med pad eller hvit, alternativt oransje-grønn pad (type 3M) det mest effektive alternativet. Bruk et nøytralt rengjøringsmiddel pH 7-9. Ved behov tørrpoler med high-speed og oransje-hvit eller hvit pad.

Svært skittent gulv: Fjern løs skitt og byggestøv. Skur deretter gulvet med singelskuremaskin og oransje-grønn, alternativt rød, pad. Ved forekomst av mye byggestøv, bruk et rengjøringsmiddel med pH 5-7. Skyll med rent vann. Tørrpoler med highspeed og oransje-hvit eller hvit pad.

Smussforebyggende tiltak

Skitt direkte fra gaten riper og skader gulvet og kommer hovedsaklig inn gjennom hovedinngangen. Stans skitten ved inngangsdøren ved å bruke et ordentlig tørkesystem ved inngangen.

Daglig rengjøring

Daglig rengjøring: Tørr- eller fuktmopping.

Rengjøringskjemikalier: I de tilfeller der våtrengjøring må utføres, bruk et nøytralt allrengjøringsmiddel.

Viktig! Følg leverandørens doseringsanvisning.

Maskinell rengjøring: På større åpne arealer anbefales en kombiskuremaskin med pad. Benytt hvit eller oransje-grønn pad.

Periodisk vedlikehold

Tørrpolering er en effektiv metode for å gjenopprette sliteflater, gangveier, for å fjerne hæl- og friksjonsmerker med. Utføres direkte etter maskinell rengjøring. Tørrpolering minsker tilsmussning. Var nøye med å velge rett pad. Hvit eller oransje-hvit pad anbefales. Velg hastighet som anbefalt av leverandøren av paden.

Ved lettere nedsmussing og flekker er sprayrengjøring med high speed, hvit eller oransje-hvit pad og vann/allrent et bra alternativ. Tilpass frekvensen etter slitasje og hvor skittent det er.

I alvorlige tilfeller av slitasje og nedsmussing må maskinell skrubbing gjøres:

Maskinskur med hvit til rød pad. Bruk allrent alternativt grovrent blandet med vann. Sug deretter umiddelbart opp smussvannet. Skyll med rent vann. Når gulvet er tørt skjer tørrpolering. **OBS!** Man bør ved våtrengjøring være oppmerksom på at vann som trenger ned i fugene, kan påvirke limfugens styrke.

Gulvet skal ikke behandles med polish eller voks.

Flekkfjerning

Iverksett når flekkene er ferske. Bruk hvit/rød nylonduk i kombinasjon med egnet vaskemiddel, rødsprit eller sitrusrens. Etertørk med rent vann.

Generelle råd

- Vinylgulv skades av løsningsmidler
- Ved oljesøl, tørk opp umiddelbart da overflaten kan bli misfarget
- Svarte gummihjul og gummibeskyttelse kan misfarge gulvet
- Gulvbeskyttelse skal finnes på alle stolben
- Tenk på at lyse farger øker rengjøringshyppigheten

Informasjon

DANMARK
Tarkett A/S
Industrivej 2
2640 Hedehusene
Tel : 43 90 60 11 - Fax : 43 90 37 00
info.dk@tarkett.com
www.tarkett.dk

NORGE
Tarkett AS
Postboks 500, Brakerøya
3002 Drammen
Tel : 32 20 92 00 - Fax : 32 20 92 01
info.norway@tarkett.com
www.tarkett.no

SUOMI/FINLAND
Tarkett Oy
Lars Sonckin kaari 16
02600 Espoo
Puh. : (09) 4257 9000 - Fax : (09) 4257 9090
info.fi@tarkett.com
www.tarkett.fi

SVERIGE
Tarkett AB
Box 4538
191 24 Sollentuna
Tel : 0771-25 19 00 - Fax : 08-96 62 83
info.se@tarkett.com
www.tarkett.se



www.tarkett.no

KOMMENTARFELT

Type belegg:

Hvor er belegget lagt:

Jobben er utført av:

Dato:



THE ULTIMATE
FLOORING EXPERIENCE