

# X-ECT MX Electrical Cable Tie, X-UCT MX Electrical Cable Tie, X-EKS MX Conduit Clip Fastener

## Product data

### Dimensions

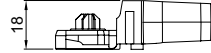
X-ECT MX



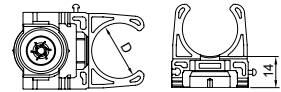
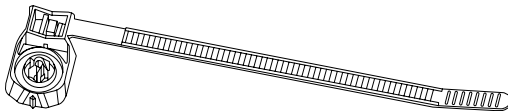
X-UCT MX



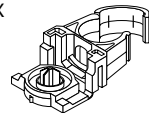
X-EKS MX



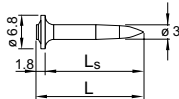
X-ECT 40 MX



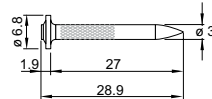
X-EKSC MX



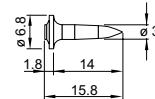
X-GHP 20/24



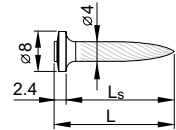
X-GN 27



X-EGN 14



X-U 16/22/27



## General information

### Material specifications

X-ECT and X-EKS:

Polyamide (halogen and silicon free), light grey RAL 7035 and PBT (silicon free, flame retardant), stone grey RAL 7030

X-UCT MX:

HDPE (halogen and silicon free), light grey RAL 7035

Nails:

Carbon Steel HRC 58  
HRC 53.5  
Zinc coating 2–13 µm  
5–20 µm

**X-GHP 20/24, X-EGN 14, X-U  
X-GN 27**

**X-GHP 20/24, X-GN 27, X-EGN 14  
X-U**

### Recommended fastening tools

GX 120-ME, GX 100-E, DX 460-MX, DX 351-MX

See **X-ECT MX, X-UCT MX and X-EKS MX fastener program** in the next pages and **Tools and equipment** chapter for more details.

### Approvals

CSTB (France)  
UL (USA)

X-ECT MX, X-EKS MX, X-EKSC MX (all with X-U22 MX nail)  
X-ECT MX

## Applications

### Examples



Flexible or rigid cable conduits with cable ties



Rigid conduits



Cable conduits or light duty pipes

## Load data

### Recommended loads

Fastener	Service load <sup>1)</sup> [kN]
<b>X-ECT MX / X-ECT 40 MX, X-UCT MX</b>	0.04
<b>X-EKS MX</b>	0.02

<sup>1)</sup> The recommended service load is determined by the serviceability of the plastic part.

## Application requirements

### Thickness of base material

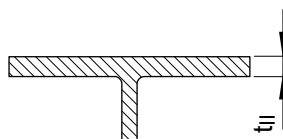
Concrete

**X-U:**  $h_{\min} = 80 \text{ mm}$

**X-GHP, X-GN:**  $h_{\min} = 60 \text{ mm}$

Steel

$t_{II} \geq 4 \text{ mm}$



## Spacing

50–100 cm along the cable tie. Adjust spacing as needed to achieve stability of cable tie

## Corrosion information

These zinc-coated fasteners are not suitable for long-term service outdoors or in otherwise corrosive environments.

For further detailed information on corrosion see relevant chapter in **Direct Fastening Principles and Technique** section.

**Fastener selection**

 Suitable cables with **X-ECT MX, X-ECT 40 MX** and **X-UCT MX** fastener

Cable type	Cable measure [Ø mm]	No. of cables
<b>NYM 3x1.5</b>	8	14
<b>NYM 5x1.5</b>	10	10

 Suitable conduits with **X-EKS / X-EKSC MX** fastener

Conduit type	Conduit size [mm]	No. of conduits
Plastic conduit	16–40	1

**Fastener program**

Base material	Nail		Shank Ø *) d <sub>s</sub> [mm]	Shank length*) L <sub>s</sub> [mm]	L [mm]
	Designation	Technology			
Concrete	<b>X-U 22 MX</b>	DX	4.0	22	–
Concrete	<b>X-U 27 MX</b>	DX	4.0	27	–
Steel	<b>X-U 16 MX</b>	DX	4.0	16	–
Concrete	<b>X-GHP 20 MX</b>	GX	3.0	20	21.8
Concrete	<b>X-GHP 24 MX</b>	GX	3.0	24	25.8
Concrete or masonry	<b>X-GN 27 MX</b>	GX	3.0	27	28.9
Steel	<b>X-EGN 14 MX</b>	GX	3.0	14	15.8

\*) Standard chank diameters and shank lengths. Other combinations available on special order.

**Tools:**

DX technology: DX 460-MX, DX 351-MX (for X-ECT MX and X-EKS MX)

GX technology: GX 120-ME, GX 100-E (for X-ECT MX, X-EKS MX and X-UCT MX)

### X-EKS

Item no.	Designation
285719	<b>X-EKS 16 MX</b>
2105391	<b>X-EKS 19 MX</b>
285720	<b>X-EKS 20 MX</b>
285721	<b>X-EKS 25 MX</b>
285722	<b>X-EKS 32 MX</b>
285723	<b>X-EKS 40 MX</b>

### X-ECT

Item no.	Designation
285709	<b>X-ECT MX</b>
285710	<b>X-ECT UV MX</b>
285711	<b>X-ECT FR MX</b>
432947	<b>X-ECT 40 MX</b>

### X-UCT MX

Item no.	Designation
2095183	<b>X-UCT MX</b>

### GX nails

Item no.	Designation
338872	<b>X-EGN 14 MX</b>
340229	<b>X-GHP 20 MX</b>
438945	<b>X-GHP 24 MX</b>
34541	<b>X-GN 27 MX</b>

### DX Nails

Item no.	Designation
237344	<b>X-U 16 MX</b>
237346	<b>X-U 22 MX</b>
237347	<b>X-U 27 MX</b>

### X-EKSC

Item no.	Designation
274083	<b>X-EKSC 16 MX</b>
274086	<b>X-EKSC 20 MX</b>
274087	<b>X-EKSC 25 MX</b>
386469	<b>X-EKSC 32 MX</b>
386470	<b>X-EKSC 40 MX</b>

## System recommendation

- DX tools: Steel: **6.8/11M yellow or red cartridge**  
 Concrete: **6.8/11M yellow cartridge** on green/fresh and standard concrete  
**6.8/11M red cartridge** on precast, old and hard concrete  
 Masonry: **6.8/11M green cartridge**

GX 120 tool: **Gas can GC 20, GC21 and GC22**

GX 100 tool: **Gas can GC 11** (GC 12 in USA)

Tool energy adjustment by setting tests on site.