
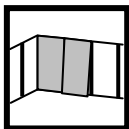


HHD-S Cavity anchor

	Anchor version	Benefits
	HHD-S	<ul style="list-style-type: none"> - metal undercut anchor with metric screw, esp. for drywall - metal to metal fastening - reliable undercut



drywall

Basic loading data (for a single anchor)

All data in this section applies to

- Correct setting (See setting instruction)
- No edge distance and spacing influence
- Base material as specified in the table
- Borehole drilling without hammering

Recommended loads ^{a)}

Anchor size		M4	M5	M6	M8
Hollow brick web thickness 20mm	N_{rec} [kN]	0,1	-	-	-
	V_{rec} [kN]	0,3	-	-	-
Gypsum board Thickness 10mm	N_{rec} [kN]	0,2	0,2	0,2	0,2
	V_{rec} [kN]	0,5	0,5	0,5	0,5
Gypsum board Thickness 12,5mm	N_{rec} [kN]	0,2	0,2	0,2	0,2
	V_{rec} [kN]	0,5	0,5	0,5	0,5
Gypsum board Thickness 2x12,5mm	N_{rec} [kN]	-	0,4	0,3	0,4
	V_{rec} [kN]	-	1	0,9	1
Fibre reinforced gypsum board Thickness 10mm	N_{rec} [kN]	0,2	0,3	0,25	0,4
	V_{rec} [kN]	0,5	0,6	0,8	0,9
Fibre reinforced gypsum board Thickness 12,5mm	N_{rec} [kN]	0,3	0,5	0,3	0,6
	V_{rec} [kN]	0,6	1	1	1,2
Fibre reinforced gypsum board Thickness 2x12,5mm	N_{rec} [kN]	-	0,9	0,8	0,9
	V_{rec} [kN]	-	1,1	1,8	1,7

a) With overall global safety factor $\gamma = 3$ to the characteristic loads and a partial safety factor of $\gamma = 1,4$ to the design values.

Materials

Material quality

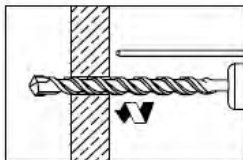
Part	Material
Sleeve	Carbon steel, galvanised
Screw	Carbon steel, galvanised

Setting

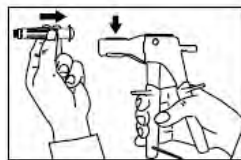
Installation equipment

Anchor size	
Rotary hammer	TE2... TE16
Other tools	Screwdriver, HHD-SZ2 expansion tool

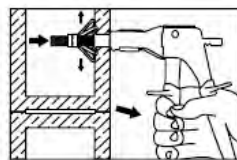
Setting instruction



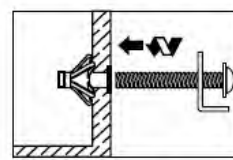
Drill hole with drill bit.



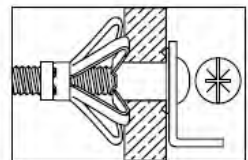
Put anchor into setting tool.



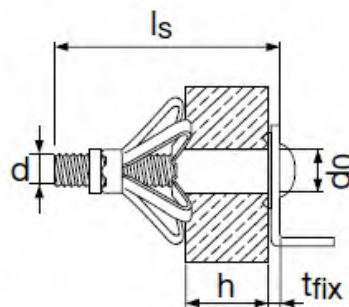
Install anchor with setting tool.



Remove screw from anchor and screw in gain with part being fastened attached.



Setting details:



Setting details HHD-S

Anchor version			M4/4	M4/6	M4/12	M4/19	M5/8	M5/12	M5/25
Nominal diameter of drill bit	d_o	[mm]	8	8	8	8	10	10	10
Anchor length	l	[mm]	20	32	38	45	38	52	65
Anchor neck length	h	[mm]	4	6	12,5	19	8	12,5	25
Screw length	$l_s \geq$	[mm]	25	39	45	52	45	58	71
Screw diameter	d		M4	M4	M4	M4	M5	M5	M5
Panel thickness	$h_{min,max}$	[mm]	3 - 4	6 - 7	10 - 13	18 - 20	6 - 8	11 - 13	23 - 25
Max. fixable thickness for pre-setting	t_{fix}	[mm]	15	25	25	25	25	30	30

Anchor version			M6/9	M6/12	M6/24	M6/40	M8/12	M8/24	M8/40
Nominal diameter of drill bit	d_o	[mm]	12	12	12	12	12	12	12
Anchor length	l	[mm]	38	52	65	80	54	66	83
Anchor neck length	h	[mm]	9	12,5	25	40	12,5	25	40
Screw length	$l_s \geq$	[mm]	45	58	71	88	60	72	90
Screw diameter	d		M6	M6	M6	M6	M8	M8	M8
Panel thickness	$h_{min,max}$	[mm]	7 - 9	11 - 13	23 - 25	38 - 40	11 - 13	23 - 25	38 - 40
Max. fixable thickness for pre-setting	t_{fix}	[mm]	20	30	30	30	30	30	35