


FDV-dokumentasjon

Produkt: 09374 6 005 500

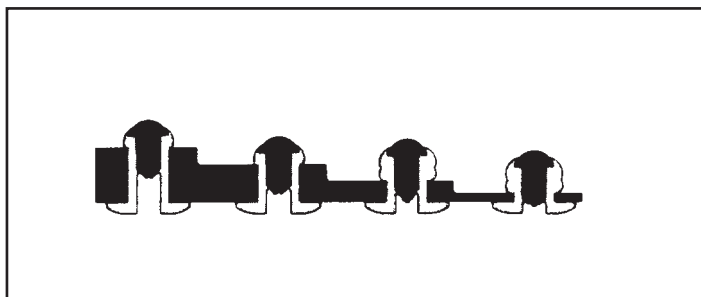
BLINDNAGLE 4,0X 6 ALU/STÅL



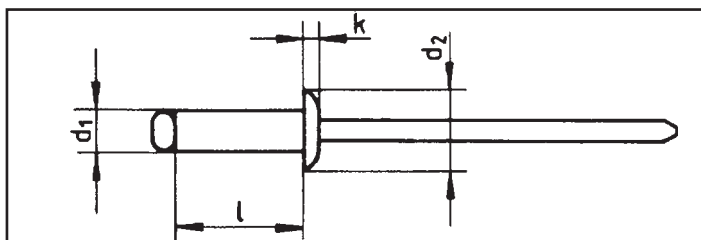
Stort klemområde = reduksjon av antall dimensjoner



Garantert fylling av borehullet gir den beste nagleforbindelsen



Garantert at spikeren blir låst fast i hylsen



Nagledimensjoner angis som $d_1 \times l$. Andre nødvendige data må også spesifiseres.

d_2 : Hodediameter
 k : Hodehøyde

Zebra blindnagler

Sikre forbindelser over stort klemområde som reduserer lagerholdet

Høy kvalitet i nagleforbindelsen

- Gir høye uttreks- og skjærkraftverdier
- Slagfaste, sprutsikre forbindelser

Enkel montering

- Spesiell nagleutforming gir god fylling av borehullet
- Bearbeides med Zebra blindnagletang eller med trykkluft-nagletang
- Reduserer muligheten for feil i nagleforbindelsen

Anvendes bl.a. av:

Blikkenslagere, elektromontører, mekaniske verksteder, bil-, karosseri- og plateverksteder

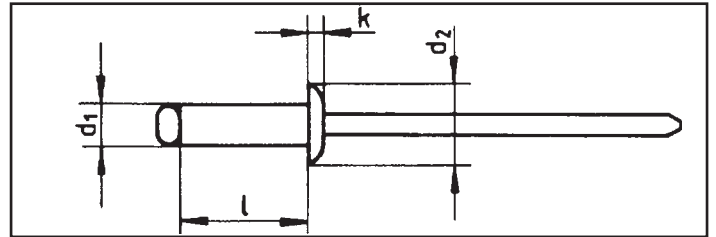
Art. gr. 0915 , 0916 , 0914 , 0937 , 0935



Blindnagler

Den sikre forbindelsen

- Sterk og sikker forbindelse
- Vibrasjonssikker
- Ingen etterbearbeiding
- Tåler høye radial- og aksialbelastninger
- Gir mulighet til å montere sammen store plater



Blindnagler

med flatt, rundt hode, DIN 7337

Spiker: Stål Nagle: Alu

Nagle dim mm	Bore Ø mm	Klemtykkelse mm	Hode d ₂ mm	Skjærkraft, min., N	Strekraft, min., N	Art. nr.	Pk./stk.
3,0 x 4,0	3,1	0,5 - 1,5	6,5	685	1030	0937 3 4	500
3,0 x 6,0	3,1	2,5 - 3,5	6,5	685	1030	0937 3 6	500
3,0 x 8,0	3,1	3,5 - 6,5	6,5	685	1030	0937 3 8	500
3,0 x 10,0	3,1	5,0 - 8,0	6,5	685	1030	0937 3 10	500
3,0 x 14,0	3,1	9,0 - 11,0	6,5	800	900	0937 3 14	500
3,2 x 6,0	3,3	1,5 - 3,5	6,5	800	950	0937 32 6	500
3,2 x 8,0	3,3	3,5 - 5,5	6,5	800	950	0937 32 8	500
3,2 x 10,0	3,3	5,5 - 7,0	6,5	800	950	0937 32 10	500
3,2 x 12,0	3,3	7,0 - 9,0	6,5	800	950	0937 32 12	500
3,2 x 14,0	3,3	9,0 - 11,0	6,5	800	950	0937 32 14	500
3,2 x 16,0	3,3	11,0 - 13,0	6,5	800	950	0937 32 16	500
3,2 x 18,0	3,3	13,0 - 15,0	6,5	800	950	0937 32 18	500
4,0 x 6,0	4,1	1,5 - 3,5	8,0	1470	1960	0937 4 6	500
4,0 x 8,0	4,1	3,5 - 6,0	8,0	1470	1960	0937 4 8	500
4,0 x 10,0	4,1	5,0 - 7,5	8,0	1470	1960	0937 4 10	500
4,0 x 12,0	4,1	6,5 - 8,5	8,0	850	1000	0937 4 12	500
4,0 x 16,0	4,1	8,0 - 12,5	8,0	1470	1960	0937 4 16	500
4,0 x 18,0	4,1	12,5 - 14,5	8,0	850	1000	0937 4 18	500
4,0 x 20,0	4,1	15,0 - 17,0	8,0	800	1010	0937 4 20	500
4,0 x 25,0	4,1	17,0 - 22,0	8,0	800	1010	0937 4 25	500
4,0 x 30,0	4,1	21,5 - 26,0	8,0	850	1000	0937 4 30	500
4,8 x 25,0	4,9	17,0 - 21,0	9,5	1870	3090	0937 48 25	250
5,0 x 8,0	5,1	2,0 x 5,0	9,5	1960	3140	0937 5 8	500
5,0 x 10,0	5,1	3,5 - 7,0	9,5	1960	3140	0937 5 10	500
5,0 x 12,0	5,1	5,0 - 9,5	9,5	1960	3140	0937 5 12	500
5,0 x 14,0	5,1	7,0 - 11,5	9,5	1960	3140	0937 5 14	500
5,0 x 16,0	5,1	8,5 - 13,0	9,5	1960	3140	0937 5 16	500
5,0 x 18,0	5,1	12,0 - 14,0	9,5	2100	2800	0937 5 18	500
5,0 x 20,0	5,1	12,5 x 17,0	9,5	1960	3140	0937 5 20	250 / 500
5,0 x 25,0	5,1	17,0 x 21,0	9,5	1960	3140	0937 5 25	250
5,0 x 30,0	5,1	23,0 - 26,0	9,5	1960	3140	0937 5 30	250
6,4 x 12,0	6,5	2,5 - 6,0	13,0	3190	5350	0937 64 12	250
6,4 x 18,0	6,5	10,0 - 12,0	13,0	3190	5350	0937 64 18	250
6,4 x 20,0	6,5	12,0 - 14,0	13,0	3190	5350	0937 64 20	250
6,4 x 25,0	6,5	14,0 - 18,0	13,0	3600	4600	0937 64 25	250