


# FDV-dokumentasjon

Produkt: 093732 12 005 500

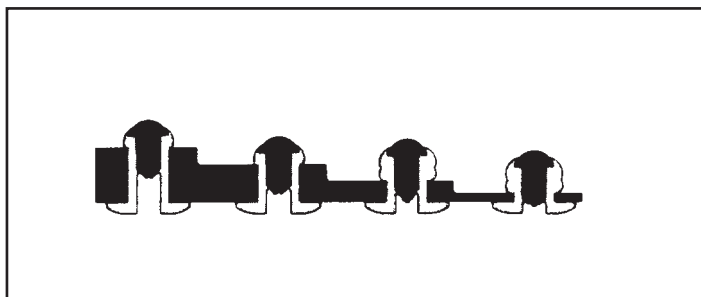
BLINDNAGLE 3,2X12 ALU/STÅL



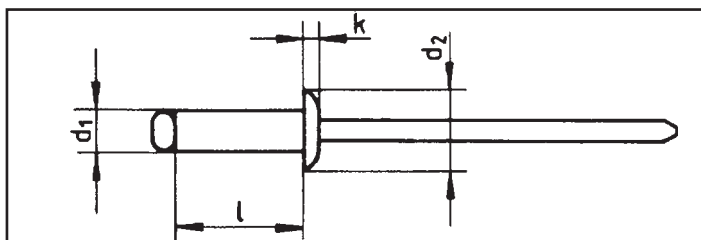
Stort klemområde = reduksjon av antall dimensjoner



Garantert fylling av borehullet gir den beste nagleforbindelsen



Garantert at spikeren blir låst fast i hylsen



Nagledimensjoner angis som  $d_1 \times l$ . Andre nødvendige data må også spesifiseres.

$d_2$ : Hodediameter  
 $k$ : Hodehøyde

## Zebra blindnagler

**Sikre forbindelser over stort klemområde som reduserer lagerholdet**

### Høy kvalitet i nagleforbindelsen

- Gir høye uttrekks- og skjærkraftverdier
- Slagfaste, sprutsikre forbindelser

### Enkel montering

- Spesiell nagleutforming gir god fylling av borehullet
- Bearbeides med Zebra blindnagletang eller med trykkluft-nagletang
- Reduserer muligheten for feil i nagleforbindelsen

### Anvendes bl.a. av:

Blikkenslagere, elektromontører, mekaniske verksteder, bil-, karosseri- og plateverksteder

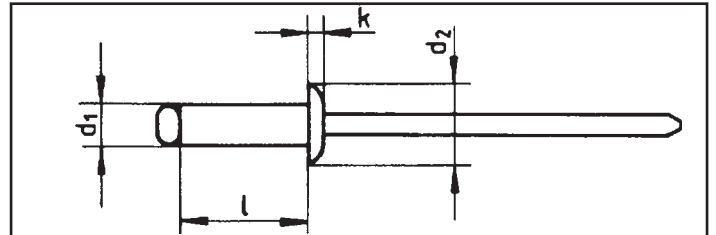
**Art. gr. 0915 , 0916 , 0914 , 0937 , 0935**



# Blindnagler

## Den sikre forbindelsen

- Sterk og sikker forbindelse
- Vibrasjonssikker
- Ingen etterbearbeiding
- Tåler høye radial- og aksialbelastninger
- Gir mulighet til å montere sammen store plater



## Blindnagler

med flatt, rundt hode, DIN 7337

Spiker: Stål    Nagle: Alu

Nagle dim mm	Bore Ø mm	Klemtykkelse mm	Hode d <sub>2</sub> mm	Skjærkraft, min., N	Strekraft, min., N	Art. nr.	Pk./stk.
3,0 x 4,0	3,1	0,5 - 1,5	6,5	685	1030	<b>0937 3 4</b>	500
3,0 x 6,0	3,1	2,5 - 3,5	6,5	685	1030	<b>0937 3 6</b>	500
3,0 x 8,0	3,1	3,5 - 6,5	6,5	685	1030	<b>0937 3 8</b>	500
3,0 x 10,0	3,1	5,0 - 8,0	6,5	685	1030	<b>0937 3 10</b>	500
3,0 x 14,0	3,1	9,0 - 11,0	6,5	800	900	<b>0937 3 14</b>	500
3,2 x 6,0	3,3	1,5 - 3,5	6,5	800	950	<b>0937 32 6</b>	500
3,2 x 8,0	3,3	3,5 - 5,5	6,5	800	950	<b>0937 32 8</b>	500
3,2 x 10,0	3,3	5,5 - 7,0	6,5	800	950	<b>0937 32 10</b>	500
3,2 x 12,0	3,3	7,0 - 9,0	6,5	800	950	<b>0937 32 12</b>	500
3,2 x 14,0	3,3	9,0 - 11,0	6,5	800	950	<b>0937 32 14</b>	500
3,2 x 16,0	3,3	11,0 - 13,0	6,5	800	950	<b>0937 32 16</b>	500
3,2 x 18,0	3,3	13,0 - 15,0	6,5	800	950	<b>0937 32 18</b>	500
4,0 x 6,0	4,1	1,5 - 3,5	8,0	1470	1960	<b>0937 4 6</b>	500
4,0 x 8,0	4,1	3,5 - 6,0	8,0	1470	1960	<b>0937 4 8</b>	500
4,0 x 10,0	4,1	5,0 - 7,5	8,0	1470	1960	<b>0937 4 10</b>	500
4,0 x 12,0	4,1	6,5 - 8,5	8,0	850	1000	<b>0937 4 12</b>	500
4,0 x 16,0	4,1	8,0 - 12,5	8,0	1470	1960	<b>0937 4 16</b>	500
4,0 x 18,0	4,1	12,5 - 14,5	8,0	850	1000	<b>0937 4 18</b>	500
4,0 x 20,0	4,1	15,0 - 17,0	8,0	800	1010	<b>0937 4 20</b>	500
4,0 x 25,0	4,1	17,0 - 22,0	8,0	800	1010	<b>0937 4 25</b>	500
4,0 x 30,0	4,1	21,5 - 26,0	8,0	850	1000	<b>0937 4 30</b>	500
4,8 x 25,0	4,9	17,0 - 21,0	9,5	1870	3090	<b>0937 48 25</b>	250
5,0 x 8,0	5,1	2,0 x 5,0	9,5	1960	3140	<b>0937 5 8</b>	500
5,0 x 10,0	5,1	3,5 - 7,0	9,5	1960	3140	<b>0937 5 10</b>	500
5,0 x 12,0	5,1	5,0 - 9,5	9,5	1960	3140	<b>0937 5 12</b>	500
5,0 x 14,0	5,1	7,0 - 11,5	9,5	1960	3140	<b>0937 5 14</b>	500
5,0 x 16,0	5,1	8,5 - 13,0	9,5	1960	3140	<b>0937 5 16</b>	500
5,0 x 18,0	5,1	12,0 - 14,0	9,5	2100	2800	<b>0937 5 18</b>	500
5,0 x 20,0	5,1	12,5 x 17,0	9,5	1960	3140	<b>0937 5 20</b>	250 / 500
5,0 x 25,0	5,1	17,0 x 21,0	9,5	1960	3140	<b>0937 5 25</b>	250
5,0 x 30,0	5,1	23,0 - 26,0	9,5	1960	3140	<b>0937 5 30</b>	250
6,4 x 12,0	6,5	2,5 - 6,0	13,0	3190	5350	<b>0937 64 12</b>	250
6,4 x 18,0	6,5	10,0 - 12,0	13,0	3190	5350	<b>0937 64 18</b>	250
6,4 x 20,0	6,5	12,0 - 14,0	13,0	3190	5350	<b>0937 64 20</b>	250
6,4 x 25,0	6,5	14,0 - 18,0	13,0	3600	4600	<b>0937 64 25</b>	250