

SikaSeal-626 Fire Board+

YTELSESERKLÆRING

No. 80113803

1	PRODUKTYPENS ENTYDIGE IDENTIFIKASJONSKODE:	80113803
2	TILSIKTET BRUKSOMRÅDE:	EAD 350454-00-1104:2017 Fire Stopping and Sealing Product: Penetration Seals
3	FABRIKANT:	Sika Services AG Tüffenwies 16 8064 Zürich
4	OPPNEVNT REPRESENTANT:	-
5	SYSTEM FOR VURDERING OG KONTROLL AV YTEEVNE:	System 1
6b	EUROPEISK BEDØMMELSESDOKUMENT:	EAD 350454-00-1104:2017
	Europeisk Teknisk Bedømmelse:	ETA-21/0887 of 20 October 2021
	Teknisk bedømmelsesorgan:	DBI Certification A/S
	Teknisk kontrollorgan (hEN) / vurderingsorgan (ETA):	2531

Ytelseserklæring

SikaSeal-626 Fire Board+
80113803
2021.10 , ver. 1
1549

7 ANGITT YTELSE

Essential Characteristics	Performance	AVCP	Harmonised Technical Specification
Reaction to fire	D – s1, d0	System 1	EAD 350454-00-1104:2017
Resistance to fire	Annex A	System 1	
Air permeability	Annex B	System 1	
Water permeability	No performance assessed	System 1	
Release of dangerous substances	No performance assessed	System 1	
Mechanical resistance and stability	No performance assessed	System 1	
Resistance to impact/movement	No performance assessed	System 1	
Adhesion	No performance assessed	System 1	
Durability	Y1	System 1	
Airborne sound insulation	29 (-1;-3) dB ¹ ;	System 1	
	29 (0;-2) dB ²	System 1	
	52 (-4;-7) dB ³	System 1	
	53 (-4;-7) dB ⁴	System 1	
Thermal properties	No performance assessed	System 1	
Water vapour permeability	No performance assessed	System 1	

¹ Single 50mm SikaSeal-626 Fire Board+ 2-S.

² Single 60mm SikaSeal-626 Fire Board+ 2-S

³ Double 50 or 60mm SikaSeal-626 Fire Board+ 1-S or 2-S

⁴ Double 50 or 60mm SikaSeal-626 Fire Board+ 1-S or 2-S with 50mm cavity

Ytelseserklæring
SikaSeal-626 Fire Board+

80113803
2021.10 , ver. 1
1549

FOR NÆRMERE INFORMASJON:

Sika Norge AS
Sanitetsveien 1,
NO-2013 SKJETTEN, Norge

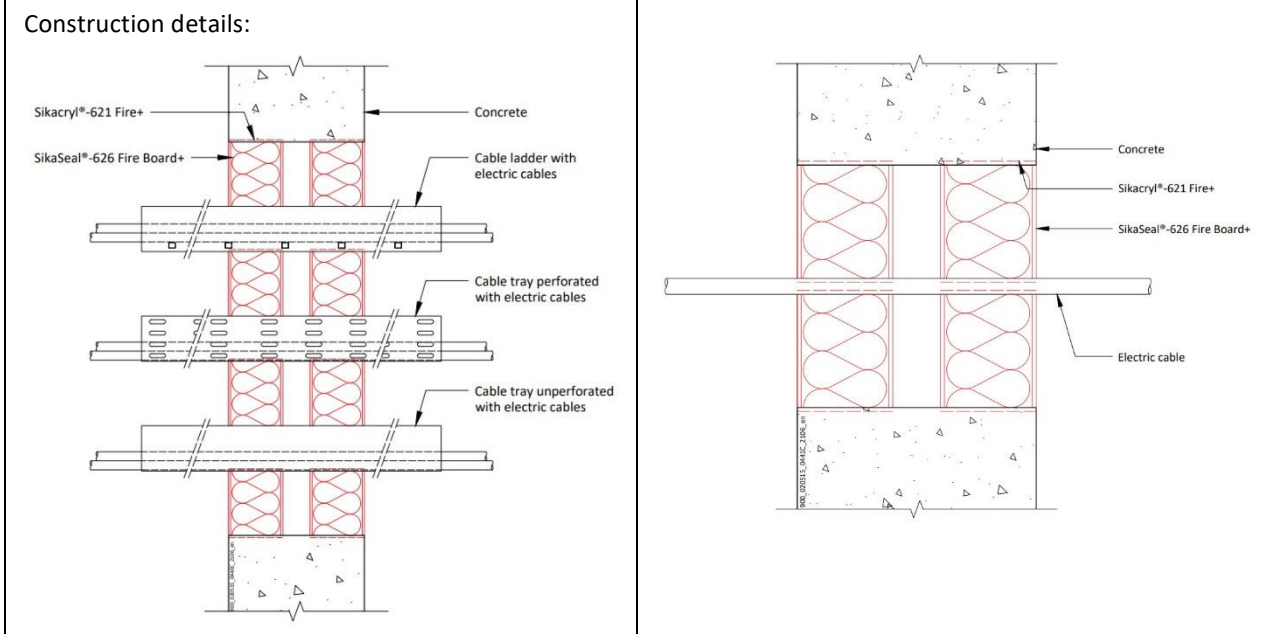
tlf. +47 67 06 79 00
www.sika.no

ANNEX A – RESISTANCE TO FIRE CLASSIFICATION – SIKASEAL-626 FIRE BOARD+

A.1 Rigid wall constructions according to 2. 2)

A.1.1 Cable penetration seal with 2x 60 mm thick SikaSeal-626 Fire Board+ 2-S in minimum 150 mm thick walls

Penetration Seal: Cables fitted at any position within the aperture, with 60 mm SikaSeal-626 Fire Board+ 2-S to both sides of the wall.



A.1.1.1 Double side penetration seal with cables

Services	Classification
None (blank), at max. 1200 x 1200 mm	EI 240
None (blank)	E 240, EI 180
Single electrical cables up to 21 mm \varnothing	
Single or bundled electrical cables up to 21 mm \varnothing , with or without trays	E 240, EI 180
Electrical cables up to 80 mm \varnothing (single, bundled and on trays)	E 180, EI 60
Cables up to 21mm \varnothing in tied bundles up to 100mm \varnothing	E 180, EI 120
Steel cable trays & ladders	E 180, EI 60
Plastic conduits up to 16 mm \varnothing	EI 180 C/U, EI 180 C/C

Ytelseserklæring
SikaSeal-626 Fire Board+

80113803
2021.10 , ver. 1
1549

FOR NÆRMERE INFORMASJON:

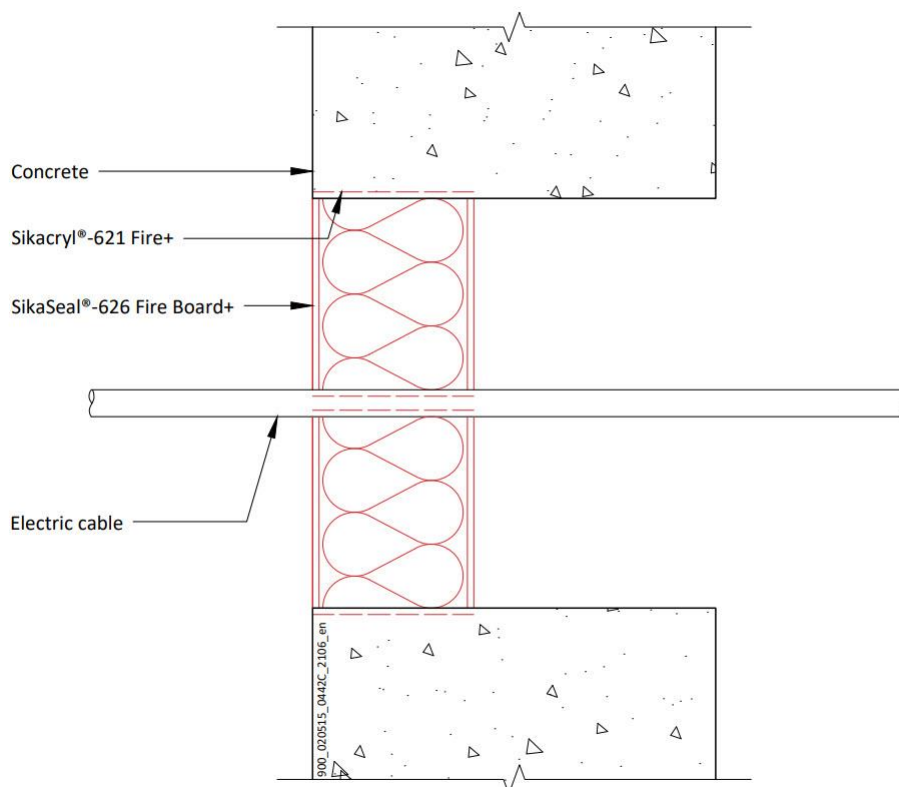
Sika Norge AS
Sanitetsveien 1,
NO-2013 SKJETTEN, Norge

tlf. +47 67 06 79 00
www.sika.no

A.1.2 Cable penetration seal with 1x 60 mm thick SikaSeal-626 Fire Board+ 2-S

Penetration Seal: Cables (single) fitted at any position within the aperture, with SikaSeal-626 Fire Board+ 2-S positioned to either face of the wall (or anywhere in between).

Construction details:



A.1.2.1 Single side penetration seal with cables in minimum 150 mm thick walls

Services	Maximum aperture	Classification
None (blank)	As section 2. 5)	E 240, EI 90
Single electrical cables up to 21 mm Ø		
Single A1 cable = 5 x 1.5 mm ² core HD603.3 electrical cable with PVC insulation, PVC sheath and 14 mm diameter	70 x 70 mm	EI 240
Single A2 cable = 5 x 1.5 mm ² core HD22.4 electrical cable with EPR insulation, PO sheath and 11.2-14.4 mm diameter		
Single A3 cable = 5 x 1.5 mm ² core HD604.5 electrical cable with XLPE insulation, EVA sheath and 13 mm diameter		

A.1.2.2 Single side penetration seal with cables in minimum 75 mm thick walls

Services	Maximum aperture	Classification
None (blank)	As section 2. 5)	E 120, EI 90
Single electrical cables up to 21 mm Ø		

Ytelseserklæring
SikaSeal-626 Fire Board+

80113803
2021.10 , ver. 1
1549

FOR NÆRMERE INFORMASJON:

Sika Norge AS
Sanitetsveien 1,
NO-2013 SKJETTEN, Norge

tlf. +47 67 06 79 00
www.sika.no

Ytelseserklæring
SikaSeal-626 Fire Board+

80113803
2021.10 , ver. 1
1549

**FOR NÆRMERE
INFORMASJON:**

Sika Norge AS
Sanitetsveien 1,
NO-2013 SKJETTEN, Norge

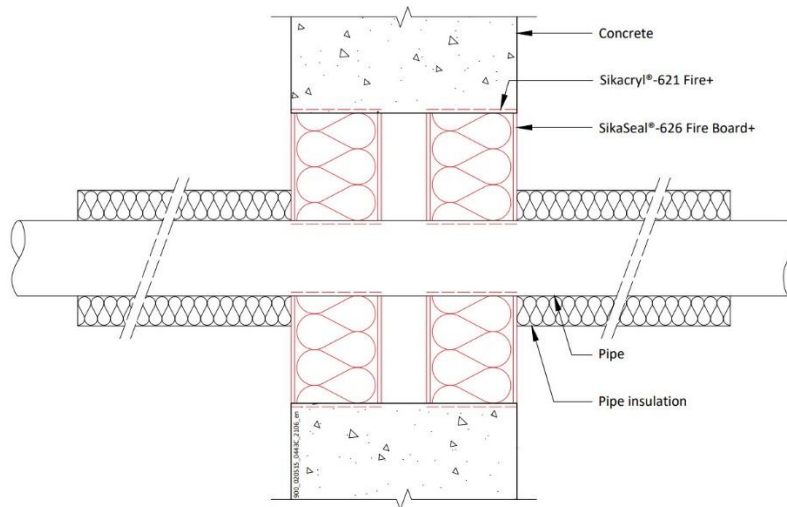
tlf. +47 67 06 79 00
www.sika.no



A.1.3 Pipe penetration seal with 2x 60 mm thick SikaSeal-626 Fire Board+ 2-S

Penetration Seal: 1000 mm (min.) LI (Local Interrupted) or CI (Continuous Interrupted) insulated metallic pipes (single) fitted at any position within the aperture, with 60 mm SikaSeal-626 Fire Board+ to both sides of the wall in minimum 150 mm thick walls.

Construction details:



A.1.3.1 Double side penetration seal with pipes

Services	Maximum aperture	Insulation, minimum thickness and density	Classification
Mild or stainless steel pipe			
40 mm diameter/1.5-14.2 mm wall*	1200 x 1200 mm As section 2. 5)	20 mm Stone wool insulation 80 kg/m ³	EI 240 C/U
40 mm diameter/1.5-14.2 mm wall*			E 240 C/U, EI 180 C/U
40 mm diameter/1.5-14.2 mm wall*		30 mm Stone wool insulation 80 kg/m ³	E 240 C/U, EI 90 C/U
50 mm diameter/1.7-14.2 mm wall*			
60 mm diameter/1.9-14.2 mm wall*			
75 mm diameter/2.2-14.2 mm wall*			
90 mm diameter/2.5-14.2 mm wall*			
100 mm diameter/2.7-14.2 mm wall*			
115 mm diameter/3-14.2 mm wall*			
140 mm diameter/3.5-14.2 mm wall*			
165 mm diameter/ 3.9-14.2 mm wall*			
180 mm diameter/ 4.2-14.2 mm wall*			
200 mm diameter/ 4.6-14.2 mm wall*			
219 mm diameter/ 5.0-14.2 mm wall*			

* Typical pipe diameters shown, see below graph for intermediate sizes

Services	Maximum aperture	Insulation, minimum thickness and density	Classification
Alupex composite			
16 mm diameter/2.25 mm wall	1200 x 1200 mm	20 mm Stone wool insulation 80 kg/m ³	EI 240 U/C
16 mm diameter/2.25 mm wall	As section 2. 5)		E 240 U/C

Ytelseserklæring
SikaSeal-626 Fire Board+

80113803
2021.10 , ver. 1
1549

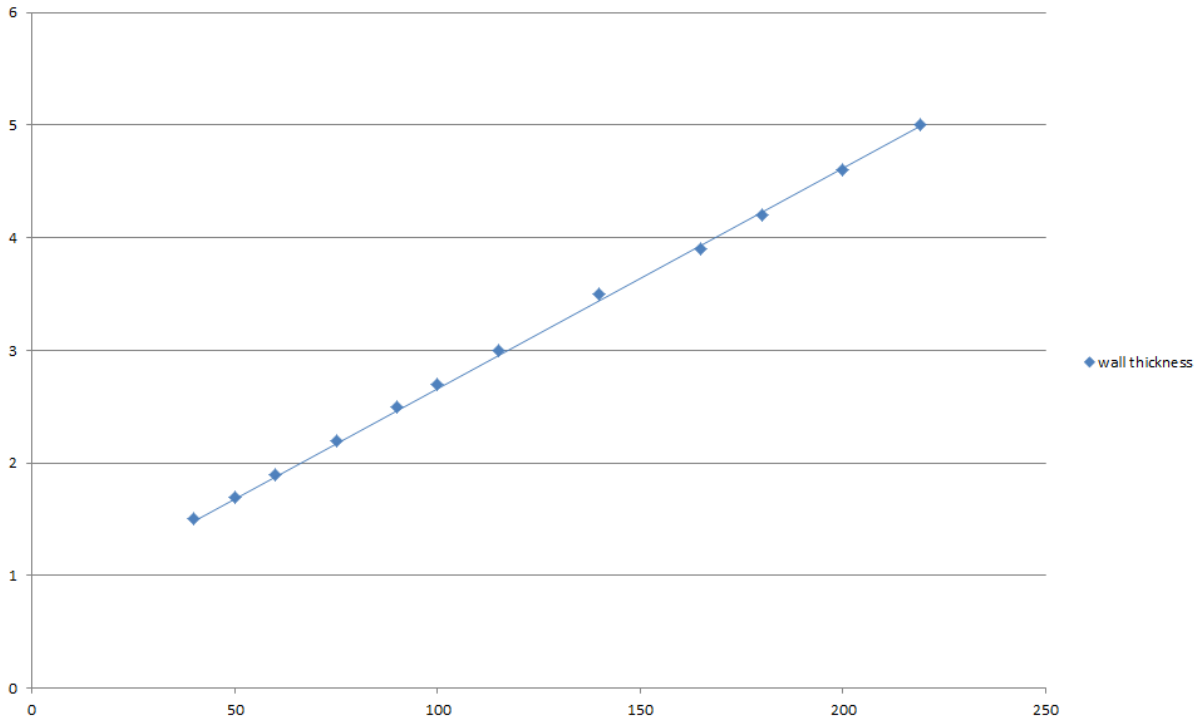
FOR NÆRMERE INFORMASJON:

Sika Norge AS
Sanitetsveien 1,
NO-2013 SKJETTEN, Norge

tlf. +47 67 06 79 00
www.sika.no

			EI 180 U/C
Copper pipe			
Up to 54 mm diameter Copper or steel pipe 0.9-14.2 mm wall	As section 2. 5)	20 mm Stone wool insulation 80 kg/m ³	E 240 C/U, EI 120 C/U

Pipe diameter vs Wall thickness



Ytelseserklæring
SikaSeal-626 Fire Board+

80113803
2021.10 , ver. 1
1549

**FOR NÆRMERE
INFORMASJON:**

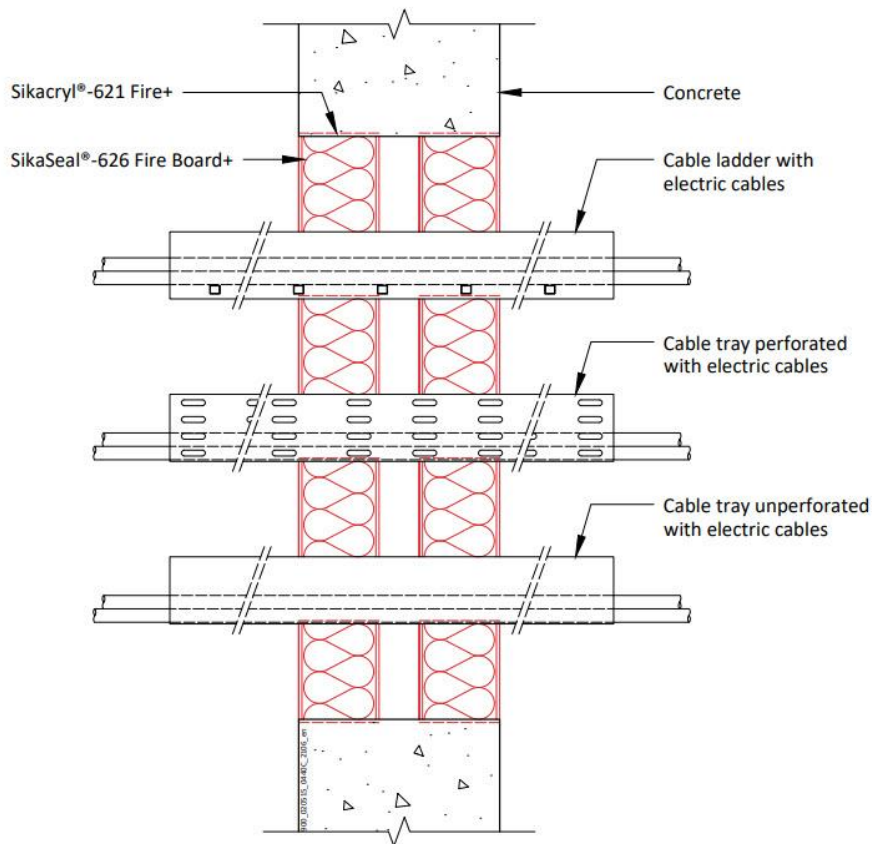
Sika Norge AS
Sanitetsveien 1,
NO-2013 SKJETTEN, Norge

tlf. +47 67 06 79 00
www.sika.no

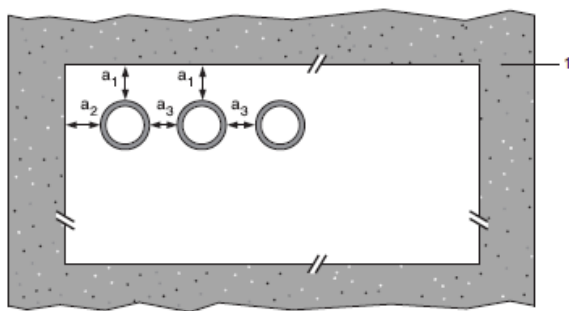
A.1.4 Pipe penetration seal with 2x SikaSeal-626 Fire Board+ 2-S

Penetration Seal: CS (Continuous Sustained) insulated metallic pipes fitted at any position within the aperture, with 60 mm SikaSeal-626 Fire Board+ 2-S to both sides of the wall. Minimum separation between penetration seals and seal edges of 30 mm in minimum 150 mm thick walls.

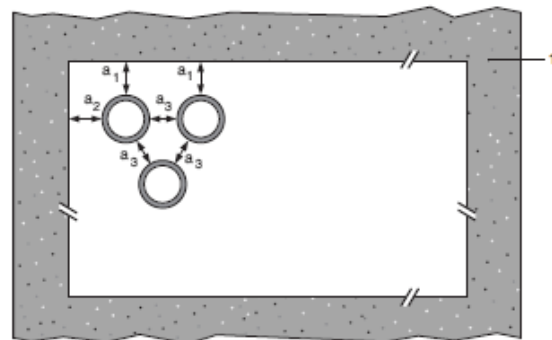
Construction details:



Configuration 1



Configuration 2



Key

- 1 Supporting construction
- a1 Pipe / top edge of seal separation

Ytelseserklæring
SikaSeal-626 Fire Board+

80113803
2021.10 , ver. 1
1549

**FOR NÆRMERE
INFORMASJON:**

Sika Norge AS
Sanitetsveien 1,
NO-2013 SKJETTEN, Norge

tlf. +47 67 06 79 00
www.sika.no

a2 Pipe / side edge of seal separation
a3 Pipe / pipe separation

A.1.4.1 Double side penetration seal with pipes

Services	Insulation	Classification
Mild or stainless steel pipe		
40 mm diameter/1-14.2 mm wall	20 mm thick stone, mineral wool 80 kg/m ³	E 240 C/U, EI 180 C/U
40 mm diameter/1-14.2 mm wall*	30-80 mm thick stone, mineral wool min. 80 kg/m ³	
50 mm diameter/1.2-14.2 mm wall*		
60 mm diameter/1.4-14.2 mm wall*		
75 mm diameter/1.6-14.2 mm wall*		
90 mm diameter/1.9-14.2 mm wall*		
100 mm diameter/2.1-14.2 mm wall*		
115 mm diameter/2.4-14.2 mm wall*		
140 mm diameter/2.9-14.2 mm wall*		
165 mm diameter/ 3.4-14.2 mm wall*		
180 mm diameter/ 3.6-14.2 mm wall*		
200 mm diameter/ 4.0-14.2 mm wall*		
219 mm diameter/ 4.3-14.2 mm wall*		
250 mm diameter/ 5.0-14.2 mm wall*		
300 mm diameter/ 5.9-14.2 mm wall*		
324 mm diameter/ 6.35-14.2 mm wall*		

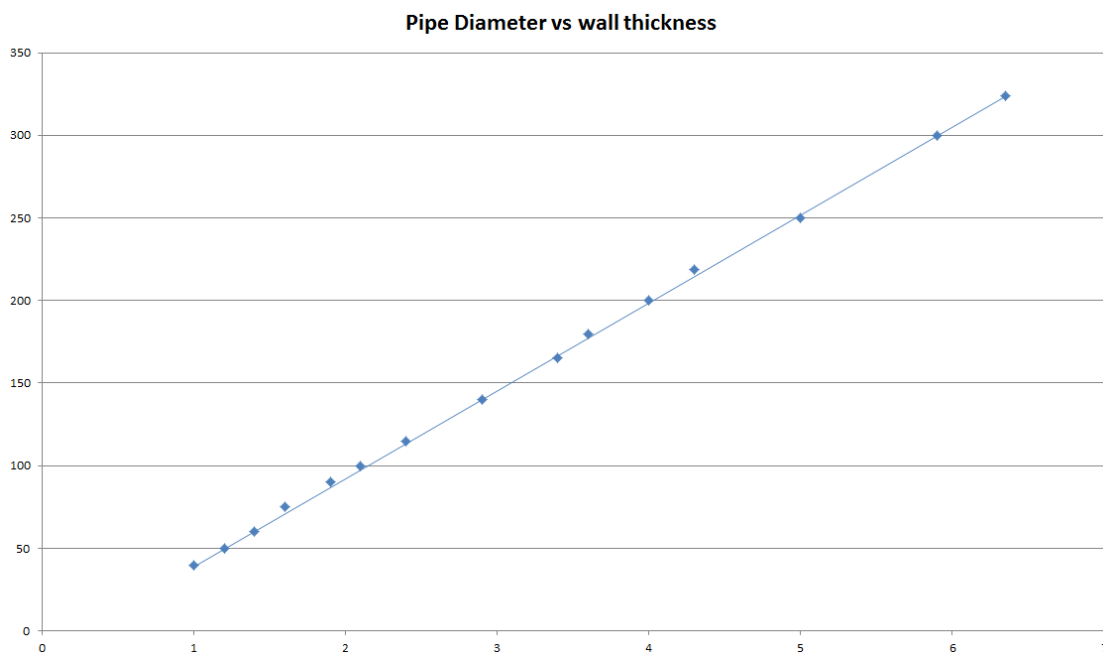
Ytelseserklæring
SikaSeal-626 Fire Board+

80113803
2021.10 , ver. 1
1549

FOR NÆRMERE INFORMASJON:

Sika Norge AS
Sanitetsveien 1,
NO-2013 SKJETTEN, Norge

tlf. +47 67 06 79 00
www.sika.no



Ytelseserklæring
SikaSeal-626 Fire Board+

80113803
2021.10 , ver. 1
1549

**FOR NÆRMERE
INFORMASJON:**

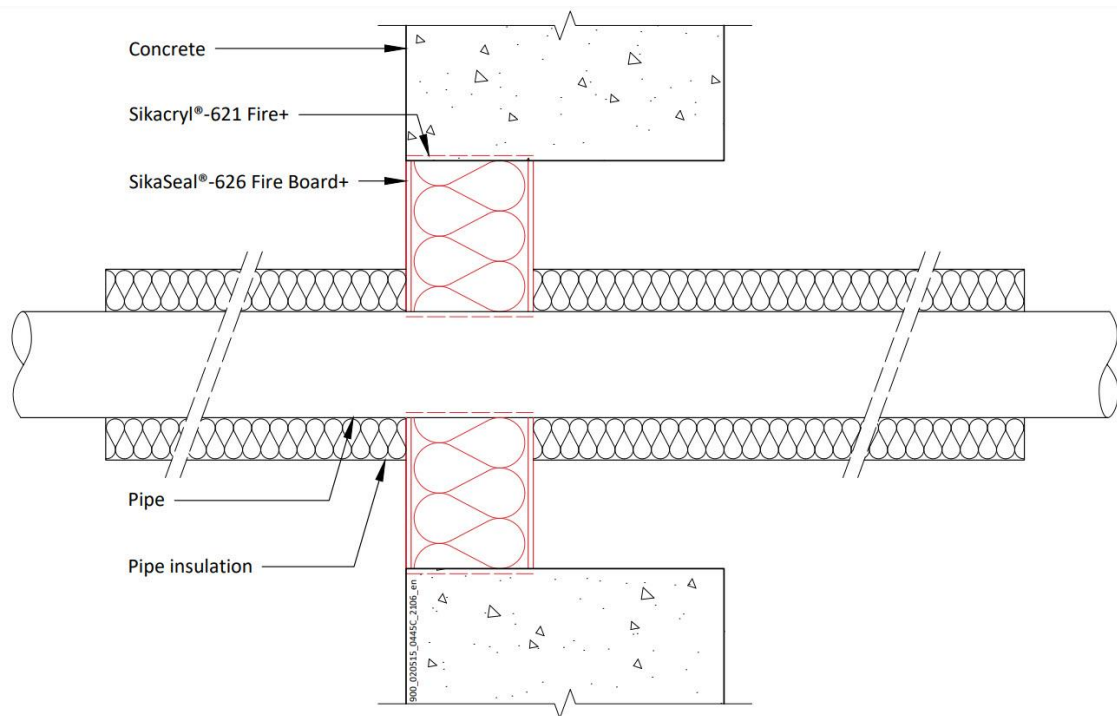
Sika Norge AS
Sanitetsveien 1,
NO-2013 SKJETTEN, Norge

tlf. +47 67 06 79 00
www.sika.no

A.1.5 Pipe penetration seal with 1x 60 mm thick SikaSeal-626 Fire Board+ 2-S

Penetration Seal: 1000 mm (min.)* LI (Local Interrupted), CI (Continuous Interrupted) or CS (continuous sustained) insulated metallic and composite pipes (single) fitted at any position within the aperture, with 60 mm SikaSeal-626 Fire Board+ to one side of the wall.

Construction details:



* 600 mm long insulation required for Alupex pipes

A.1.5.1 Single side penetration seal with pipes in minimum 150 mm thick walls

Services	Maximum Aperture	Insulation, minimum thickness and density	Classification
Up to 12 mm diameter Copper or steel pipe 0.9-14.2 mm wall	70 x 70 mm	20 mm Stone wool insulation 80 kg/m ³	EI 240 C/U
Up to 54 mm diameter Copper or steel pipe 0.9-14.2 mm wall	115 x 115 mm		E 240 C/U, EI 120 C/U
75 mm diameter Alupex composite pipe 7.5 mm wall	200 x 200 mm	30 mm Stone wool insulation 80 kg/m ³	EI 120 C/C
Up to 54 mm diameter Copper or steel pipe 0.9-14.2 mm wall	As section 2. 5)	20 mm Stone wool insulation 80 kg/m ³	E 240 C/U, EI 90 C/U
Up to 75 mm diameter Alupex composite pipe 7.5 mm wall		30 mm Stone wool insulation 80 kg/m ³	E 120 C/C, EI 90 C/C
325 mm diameter Steel pipe*		30 mm Stone wool insulation 80 kg/m ³	E 120 C/U, EI 90 C/U

* Typical pipe diameters shown, see below graph for intermediate sizes

Ytelseserklæring
SikaSeal-626 Fire Board+

80113803
2021.10 , ver. 1
1549

**FOR NÆRMERE
INFORMASJON:**

Sika Norge AS
Sanitetsveien 1,
NO-2013 SKJETTEN, Norge

tlf. +47 67 06 79 00
www.sika.no

Ytelseserklæring
SikaSeal-626 Fire Board+

80113803
2021.10 , ver. 1
1549

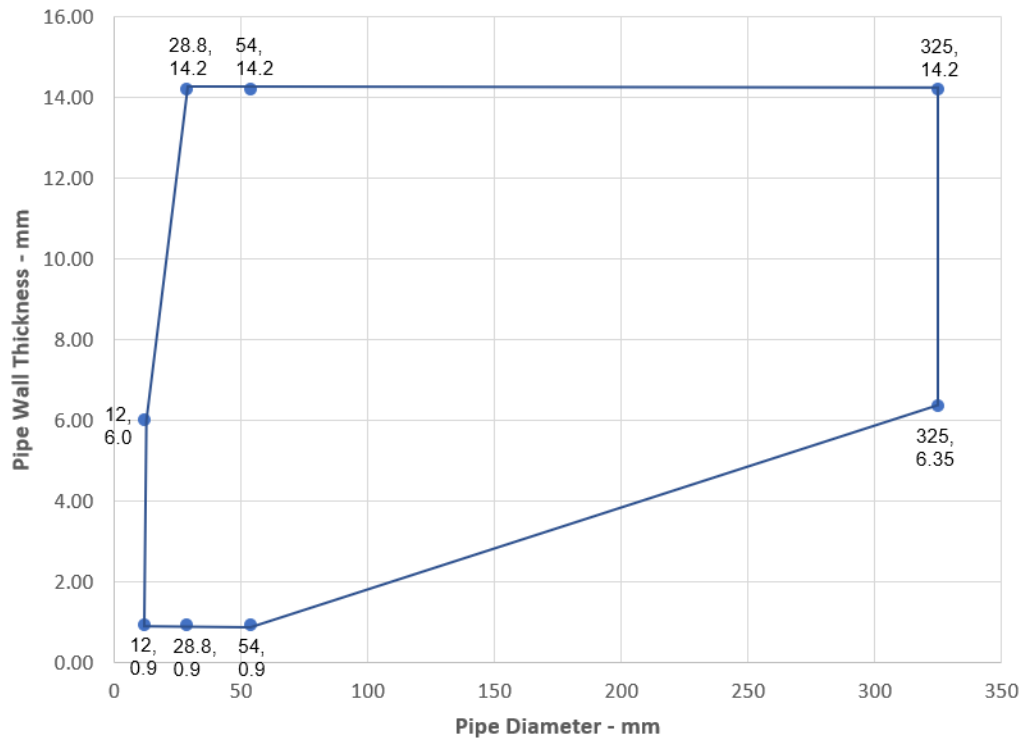
**FOR NÆRMERE
INFORMASJON:**

Sika Norge AS
Sanitetsveien 1,
NO-2013 SKJETTEN, Norge

tlf. +47 67 06 79 00
www.sika.no



Mild or Stainless Steel Pipes - E 120 C/U, EI 90 C/U



Ytelseserklæring
SikaSeal-626 Fire Board+

80113803
2021.10 , ver. 1
1549

FOR NÆRMERE INFORMASJON:

Sika Norge AS
Sanitetsveien 1,
NO-2013 SKJETTEN, Norge

tlf. +47 67 06 79 00
www.sika.no

Services	Maximum Aperture	Insulation, minimum thickness and density	Classification
Mild or stainless steel pipe			
40 mm diameter/1.5-14.2 mm wall*	280 x 280 mm	20 mm Stone wool insulation 80 kg/m ³	EI 240 C/U
40 mm diameter/1.5-14.2 mm wall*		30 mm Stone wool insulation 80 kg/m ³	
50 mm diameter/1.7-14.2 mm wall*			
60 mm diameter/1.9-14.2 mm wall*			
75 mm diameter/2.2-14.2 mm wall*			
90 mm diameter/2.5-14.2 mm wall*			
100 mm diameter/2.7-14.2 mm wall*			
115 mm diameter/3-14.2 mm wall*			
140 mm diameter/3.5-14.2 mm wall*			
165 mm diameter/ 3.9-14.2 mm wall*			
180 mm diameter/ 4.2-14.2 mm wall*			
200 mm diameter/ 4.6-14.2 mm wall*			
219 mm diameter/ 5.0-14.2 mm wall*			
40 mm diameter/1.5-14.2 mm wall*	As section 2. 5)	20 mm Stone wool insulation 80 kg/m ³	E 240 C/U, EI 90 C/U
50 mm diameter/1.7-14.2 mm wall*		30 mm Stone wool insulation 80 kg/m ³	
60 mm diameter/1.9-14.2 mm wall*			
75 mm diameter/2.2-14.2 mm wall*			
90 mm diameter/2.5-14.2 mm wall*			
100 mm diameter/2.7-14.2 mm wall*			
115 mm diameter/3-14.2 mm wall*			
140 mm diameter/3.5-14.2 mm wall*			
165 mm diameter/ 3.9-14.2 mm wall*			
180 mm diameter/ 4.2-14.2 mm wall*			
200 mm diameter/ 4.6-14.2 mm wall*			
219 mm diameter/ 5.0-14.2 mm wall*			

* Typical pipe diameters shown, see below graph for intermediate sizes

Ytelseserklæring
SikaSeal-626 Fire Board+

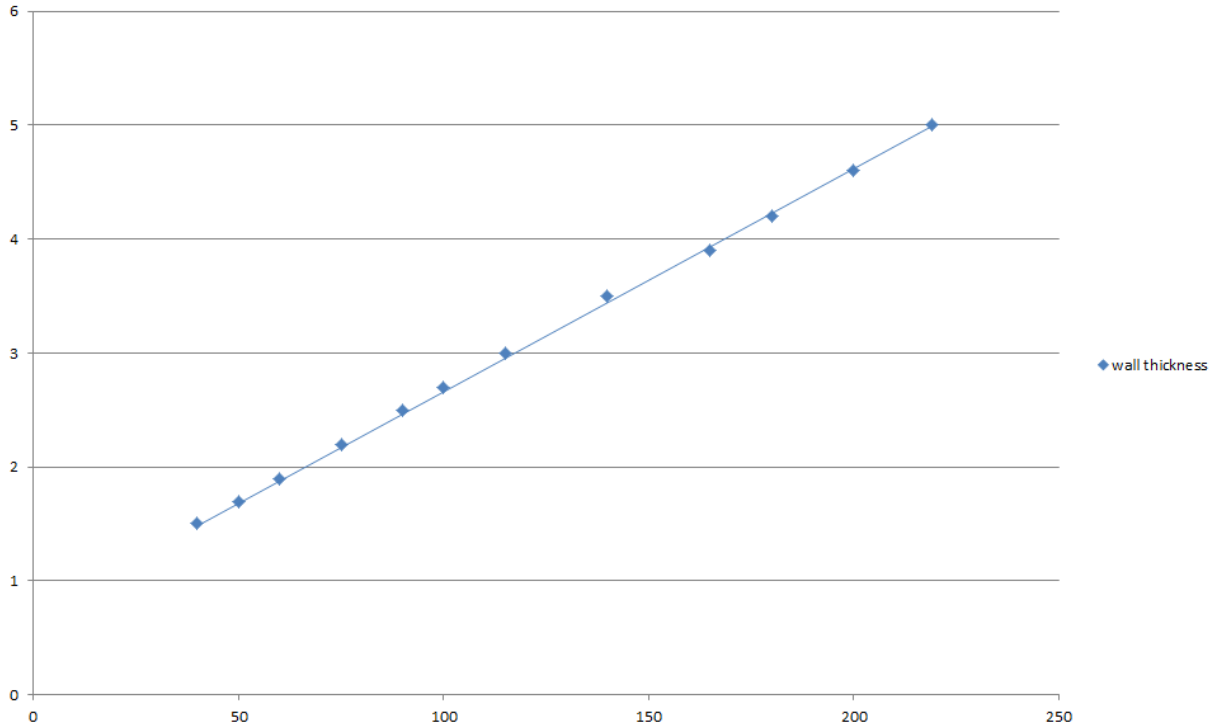
80113803
2021.10 , ver. 1
1549

FOR NÆRMERE INFORMASJON:

Sika Norge AS
Sanitetsveien 1,
NO-2013 SKJETTEN, Norge

tlf. +47 67 06 79 00
www.sika.no

Pipe diameter vs Wall thickness



A.1.5.2 Single side penetration seal with pipes in minimum 75 mm thick walls

Services	Maximum Aperture	Insulation, minimum thickness and density	Classification
Up to 54 mm diameter Copper or steel pipe 0.9-14.2 mm wall	As section 2. 5)	20 mm Stone wool insulation 80 kg/m ³	E 120 C/U, EI 90 C/U
Up to 75 mm diameter Alupex composite pipe 7.5 mm wall		30 mm Stone wool insulation 80 kg/m ³	E 120 C/C, EI 90 C/C
325 mm diameter Steel pipe*			E 120 C/U, EI 90 C/U

* Typical pipe diameters shown, see below graph for intermediate sizes

Ytelseserklæring
SikaSeal-626 Fire Board+

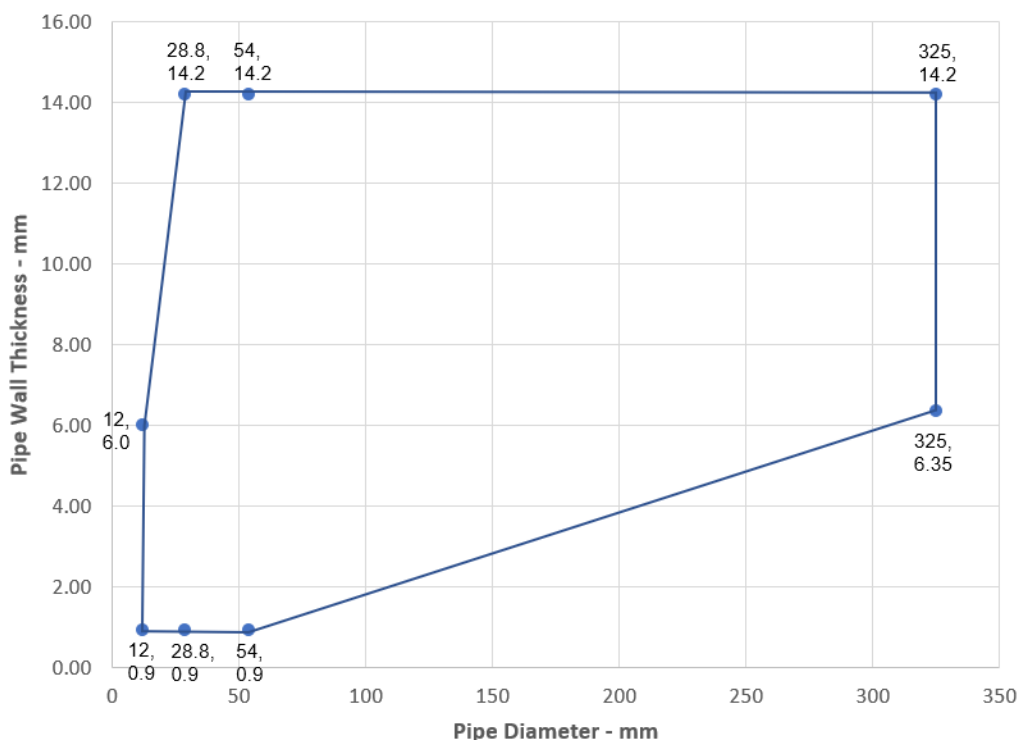
80113803
2021.10 , ver. 1
1549

FOR NÆRMERE INFORMASJON:

Sika Norge AS
Sanitetsveien 1,
NO-2013 SKJETTEN, Norge

tlf. +47 67 06 79 00
www.sika.no

Mild or Stainless Steel Pipes - E 120 C/U, EI 90 C/U



Services	Maximum Aperture	Insulation, minimum thickness and density	Classification
Mild or stainless steel pipe			
40 mm diameter/1.5-14.2 mm wall*	As section 2. 5)	20 mm Stone wool insulation 80 kg/m ³	E 120 C/U, EI 90 C/U
50 mm diameter/1.7-14.2 mm wall*		30 mm Stone wool insulation 80 kg/m ³	
60 mm diameter/1.9-14.2 mm wall*			
75 mm diameter/2.2-14.2 mm wall*			
90 mm diameter/2.5-14.2 mm wall*			
100 mm diameter/2.7-14.2 mm wall*			
115 mm diameter/3-14.2 mm wall*			
140 mm diameter/3.5-14.2 mm wall*			
165 mm diameter/ 3.9-14.2 mm wall*			
180 mm diameter/ 4.2-14.2 mm wall*			
200 mm diameter/ 4.6-14.2 mm wall*			
219 mm diameter/ 5.0-14.2 mm wall*			

* Typical pipe diameters shown, see below graph for intermediate sizes

Ytelseserklæring
SikaSeal-626 Fire Board+

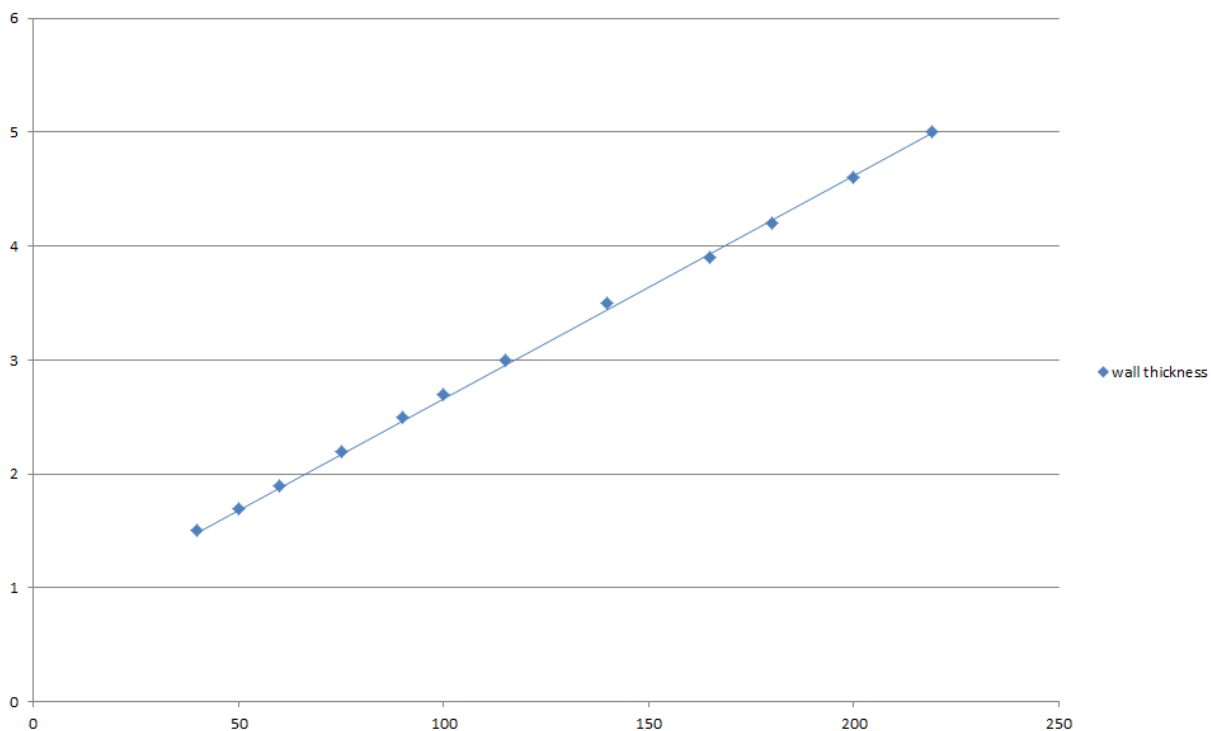
80113803
2021.10 , ver. 1
1549

FOR NÆRMERE INFORMASJON:

Sika Norge AS
Sanitetsveien 1,
NO-2013 SKJETTEN, Norge

tlf. +47 67 06 79 00
www.sika.no

Pipe diameter vs Wall thickness



Ytelseserklæring
SikaSeal-626 Fire Board+

80113803
2021.10 , ver. 1
1549

**FOR NÆRMERE
INFORMASJON:**

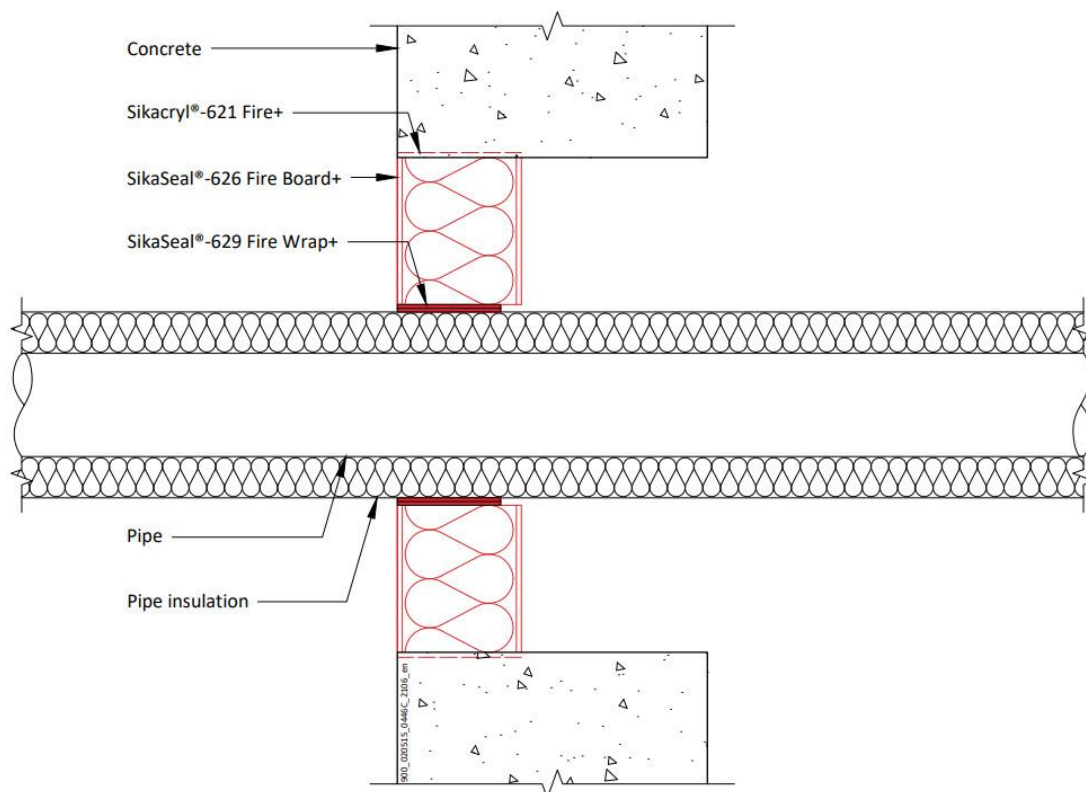
Sika Norge AS
Sanitetsveien 1,
NO-2013 SKJETTEN, Norge

tlf. +47 67 06 79 00
www.sika.no

A.1.6 Pipe penetration seal with 1x SikaSeal-626 Fire Board+ 2-S

Penetration Seal: CS (Continuous Sustained) insulated metallic pipes fitted at any position within the aperture, with 60 mm SikaSeal-626 Fire Board+ 2-S to either side of the wall (or anywhere in between). SikaSeal-629 Fire Wrap+ are required to be fitted around combustible pipe insulation.

Construction details:



A.1.6.1 Single side penetration seal with pipes in minimum 150 mm thick walls

Services	Wrap	Insulation	Classification
Mild or stainless steel pipe			
165 mm diameter/ 4.5-14.2 mm wall	50 x 1.8 mm SikaSeal-629 Fire Wrap+ fitted centrally	9-25 mm elastomeric insulation min. class B-s3, d0	E 120 U/C, E 120 C/U, E 120 C/C, EI 45 U/C, EI 45 C/U, EI 45 C/C
40-219 mm diameter*	Not required	30 mm stone wool min. 80 kg/m ³	E 240 U/C, E 240 C/U, E 240 C/C, EI 60 U/C, EI 60 C/U, EI 60 C/C
40-219 mm diameter*		30-50 mm stone wool min. 80 kg/m ³	E 180 U/C, E 180 C/U, E 180 C/C, EI 60 U/C, EI 60 C/U, EI 60 C/C
40-325 mm diameter*		50 mm stone wool min. 80 kg/m ³	E 180 U/C, E 180 C/U, E 180 C/C, EI 60 U/C, EI 60 C/U, EI 60 C/C

* Typical pipe diameters shown, see below graph for intermediate sizes

Ytelseserklæring
SikaSeal-626 Fire Board+

80113803
2021.10 , ver. 1
1549

**FOR NÆRMERE
INFORMASJON:**

Sika Norge AS
Sanitetsveien 1,
NO-2013 SKJETTEN, Norge

tlf. +47 67 06 79 00
www.sika.no

Ytelseserklæring
SikaSeal-626 Fire Board+

80113803
2021.10 , ver. 1
1549

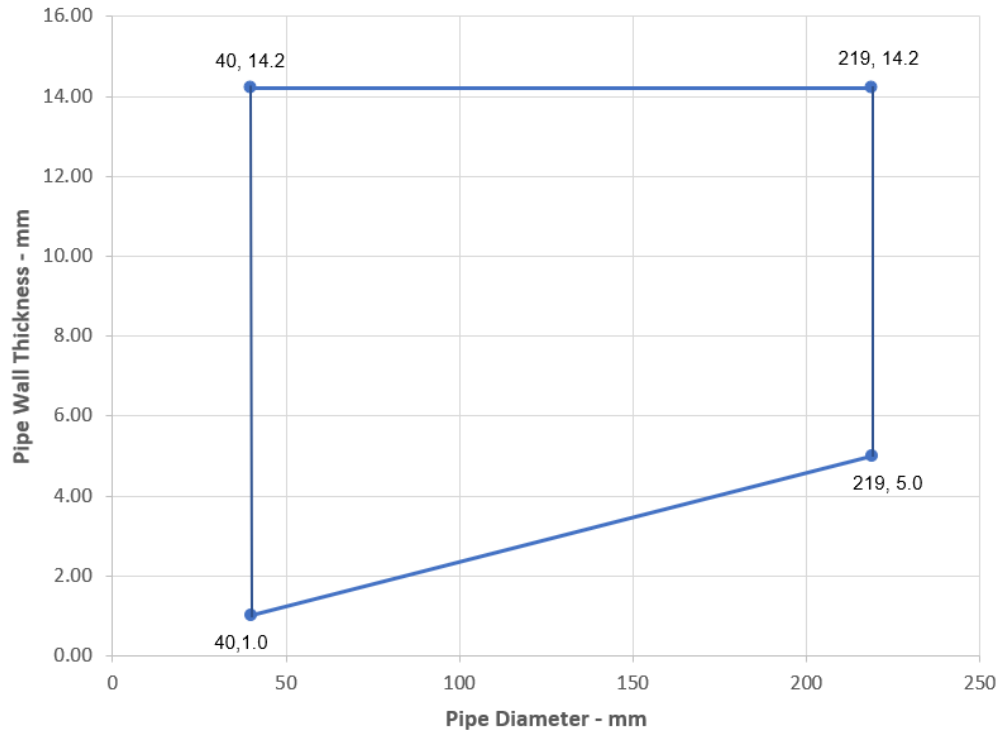
**FOR NÆRMERE
INFORMASJON:**

Sika Norge AS
Sanitetsveien 1,
NO-2013 SKJETTEN, Norge

tlf. +47 67 06 79 00
www.sika.no



Pipe diameter vs Wall thickness



Ytelseserklæring
SikaSeal-626 Fire Board+

80113803
2021.10 , ver. 1
1549

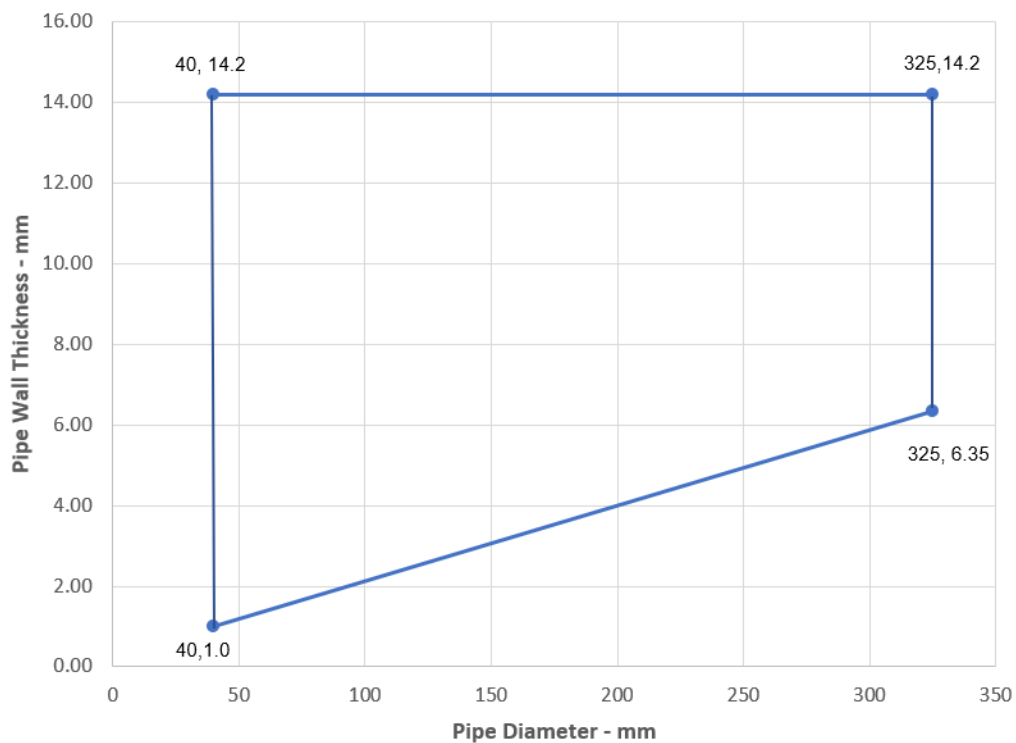
FOR NÆRMERE INFORMASJON:

Sika Norge AS
Sanitetsveien 1,
NO-2013 SKJETTEN, Norge

tlf. +47 67 06 79 00
www.sika.no



Pipe diameter vs Wall thickness



Ytelseserklæring
SikaSeal-626 Fire Board+

80113803
2021.10 , ver. 1
1549

FOR NÆRMERE INFORMASJON:

Sika Norge AS
Sanitetsveien 1,
NO-2013 SKJETTEN, Norge

tlf. +47 67 06 79 00
www.sika.no

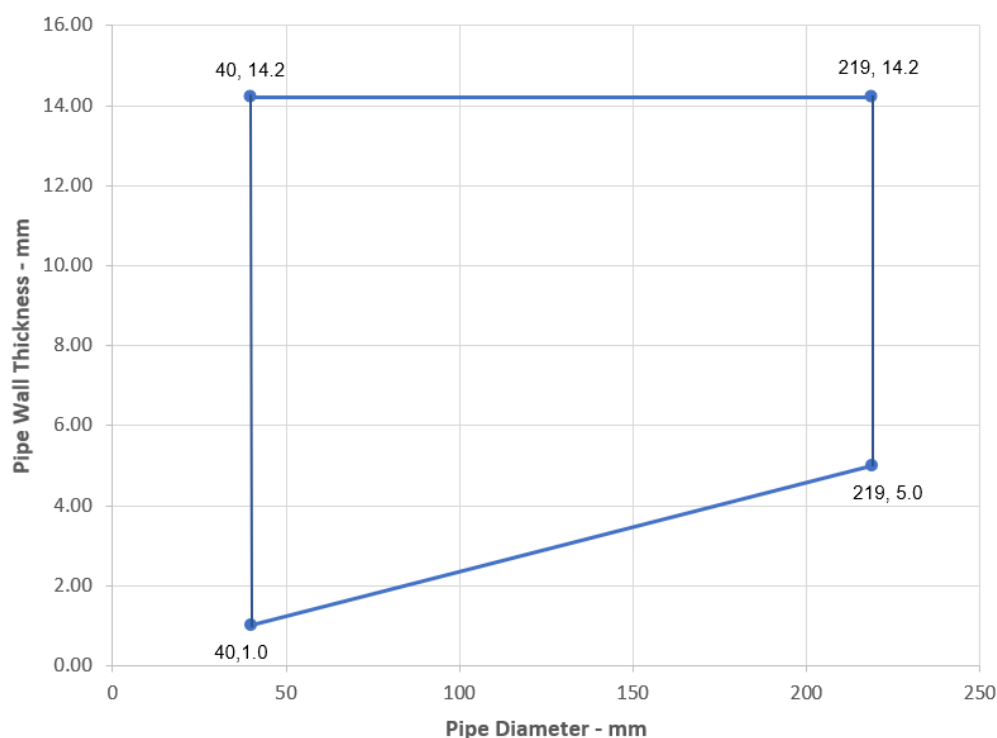
A.1.6.2 Single side penetration seal with pipes in minimum 75 mm thick walls

Single side penetration seal with pipes

Services	Wrap	Insulation	Classification
Mild or stainless steel pipe			
165 mm diameter/ 4.5-14.2 mm wall	50 x 1.8 mm SikaSeal-629 Fire Wrap+ fitted centrally	9-25 mm elastomeric insulation min. class B-s3, d0	E 120 U/C, E 120 C/U, E 120 C/C, EI 45 U/C, EI 45 C/U, EI 45 C/C
40-219 mm diameter*	Not required	30-50 mm stone wool min. 80 kg/m ³	E 120 U/C, E 120 C/U, E 120 C/C, EI 60 U/C, EI 60 C/U, EI 60 C/C
40-325 mm diameter*		50 mm stone wool min. 80 kg/m ³	E 120 U/C, E 120 C/U, E 120 C/C, EI 60 U/C, EI 60 C/U, EI 60 C/C

* Typical pipe diameters shown, see below graph for intermediate sizes

Pipe diameter vs Wall thickness



Ytelseserklæring
SikaSeal-626 Fire Board+

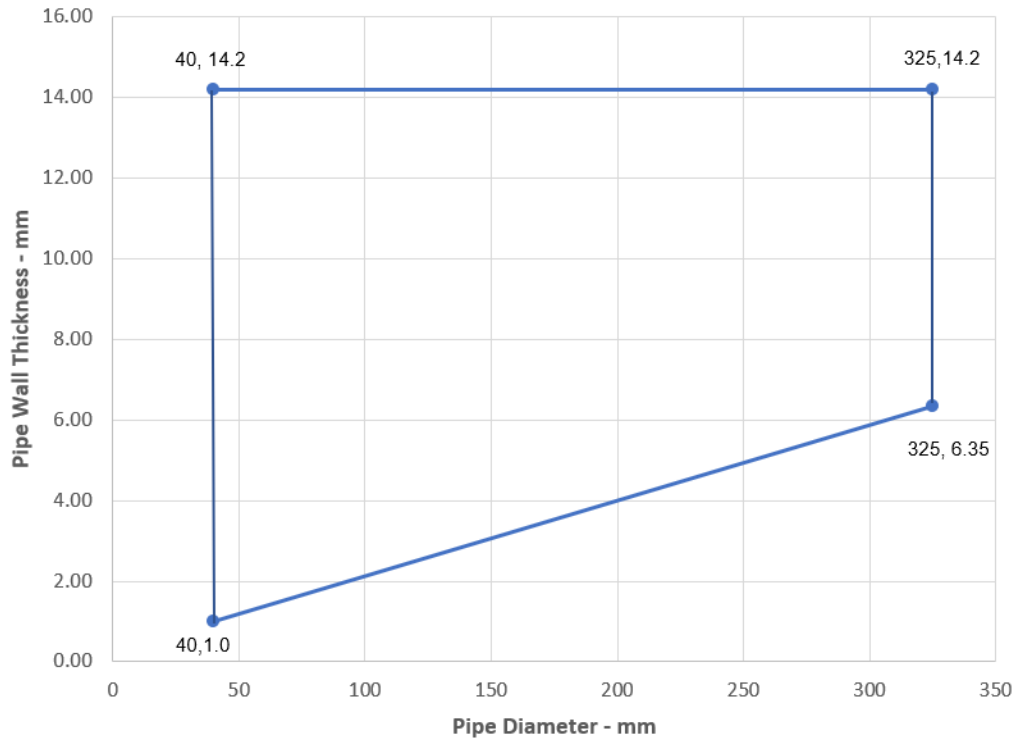
80113803
2021.10 , ver. 1
1549

FOR NÆRMERE INFORMASJON:

Sika Norge AS
Sanitetsveien 1,
NO-2013 SKJETTEN, Norge

tlf. +47 67 06 79 00
www.sika.no

Pipe diameter vs Wall thickness



Ytelseserklæring
SikaSeal-626 Fire Board+

80113803
2021.10 , ver. 1
1549

FOR NÆRMERE INFORMASJON:

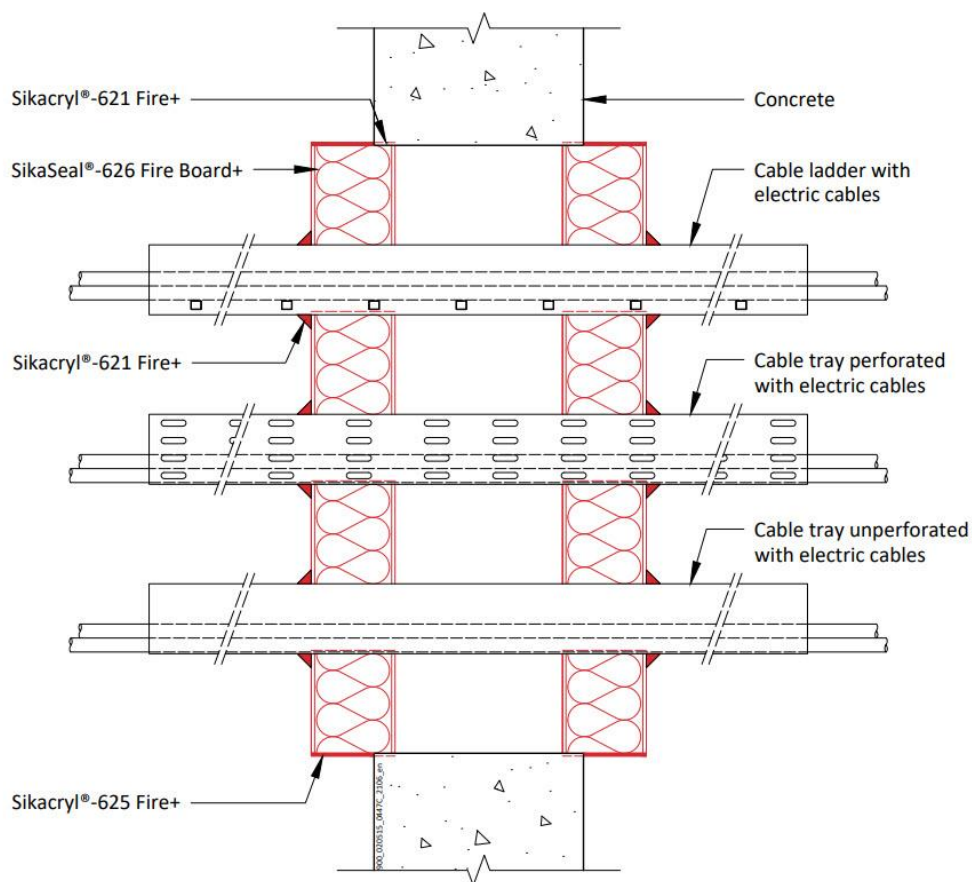
Sika Norge AS
Sanitetsveien 1,
NO-2013 SKJETTEN, Norge

tlf. +47 67 06 79 00
www.sika.no

A.1.7 SikaSeal-626 Fire Board+ 60 mm 2-S penetration seal (protruding) blank and with cables, in rigid wall min. 150 mm thick

Penetration Seal: Cables fitted at any position within the aperture, with 60 mm SikaSeal-626 Fire Board+ 2-S to both sides of the wall. Boards to be separated by minimum 90 mm.

Construction details:



A.1.7.1 Two side penetration seal with cables

Services	Maximum aperture	Classification
None (blank)	600 mm wide x 600 mm high	E 240, EI 180
Single or bundled electrical cables up to 21 mm Ø, with or without trays		E 240, EI 120
Electrical cables up to 80 mm Ø (single, bundled and on trays)		E 240, EI 60
Cables up to 21mm Ø in tied bundles up to 100mm Ø		EI 240
Steel cable trays & ladders		E 240, EI 180
Non-Sheathed wires up to 17 mm Ø		E 240, EI 180
Non-Sheathed wires up to 24 mm Ø		E 240, EI 90

Ytelseserklæring
SikaSeal-626 Fire Board+

80113803
2021.10 , ver. 1
1549

**FOR NÆRMERE
INFORMASJON:**

Sika Norge AS
Sanitetsveien 1,
NO-2013 SKJETTEN, Norge

tlf. +47 67 06 79 00
www.sika.no

Ytelseserklæring
SikaSeal-626 Fire Board+

80113803
2021.10 , ver. 1
1549

**FOR NÆRMERE
INFORMASJON:**

Sika Norge AS
Sanitetsveien 1,
NO-2013 SKJETTEN, Norge

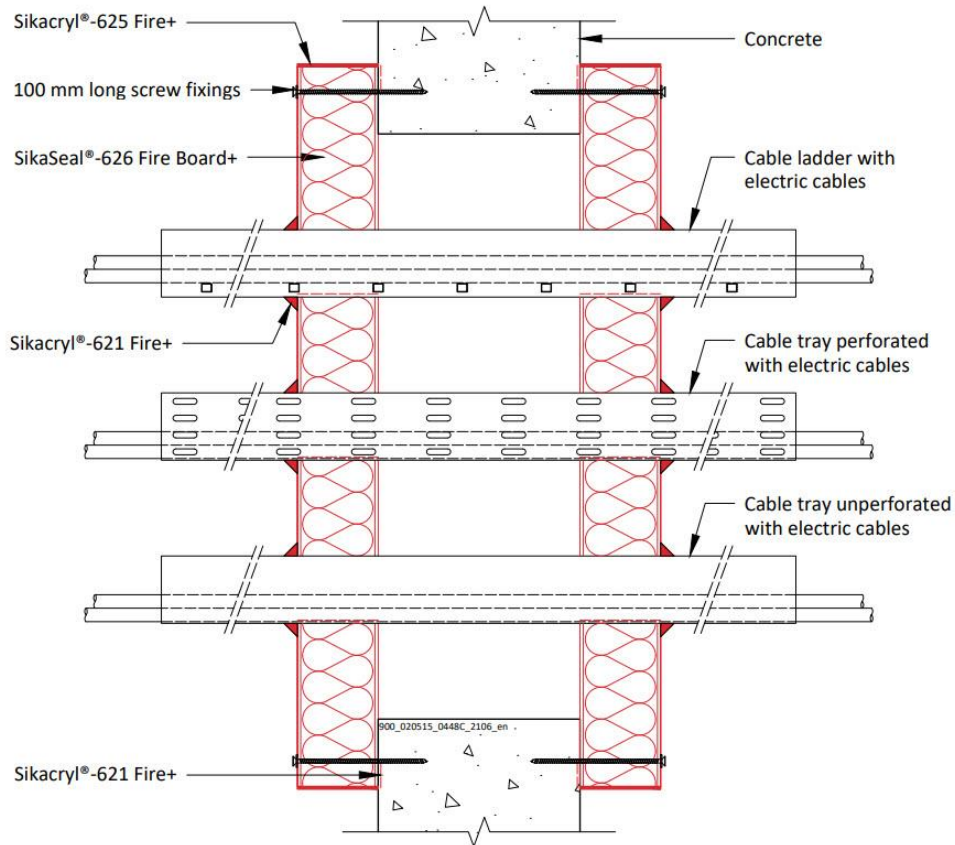
tlf. +47 67 06 79 00
www.sika.no



A.1.8 SikaSeal-626 Fire Board+ 60 mm 2-S penetration seal (pattress) blank and with cables, in rigid wall min. 150 mm thick

Penetration Seal: Cables fitted at any position within the aperture, with 60 mm SikaSeal-626 Fire Board+ 2-S to both sides of the wall. Boards to be pattress fixed with 100 mm steel screws and penny washers at 350 mm centres and with a minimum 50 mm overlap around the opening.

Construction details:



A.1.8.1 Two side penetration seal with cables

Services	Maximum aperture	Classification
None (blank)	600 mm wide x 600 mm high	E 240, EI 180
Single or bundled electrical cables up to 50 mm Ø, with or without trays		E 240, EI 90
Single or bundled electrical cables up to 80 mm Ø (single, bundled and on trays)		E 240, EI 60
Cables up to 21mm Ø in tied bundles up to 100mm Ø		EI 240
Steel cable trays & ladders		E 240, EI 180
Non-Sheathed wires up to 24 mm Ø		E 240, EI 120

Ytelseserklæring
SikaSeal-626 Fire Board+

80113803
2021.10 , ver. 1
1549

**FOR NÆRMERE
INFORMASJON:**

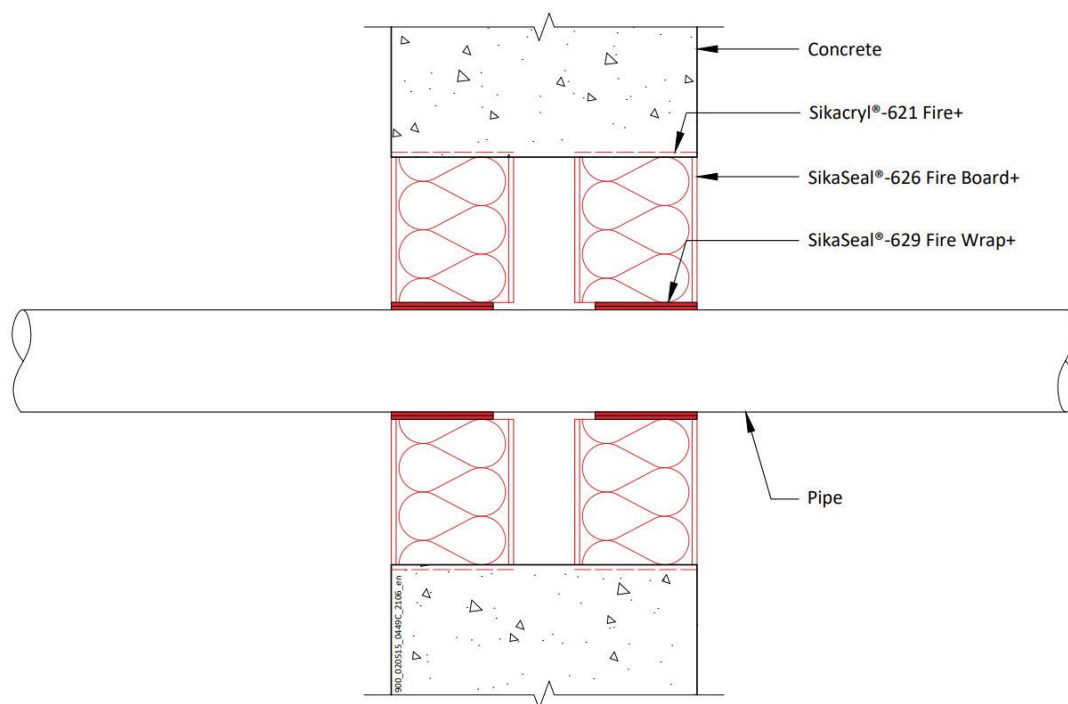
Sika Norge AS
Sanitetsveien 1,
NO-2013 SKJETTEN, Norge

tlf. +47 67 06 79 00
www.sika.no

A.1.9 Penetration seal with 2x SikaSeal-626 Fire Board+ 2-S

Penetration Seal: Plastic pipes fitted at any position within the aperture, with 60 mm SikaSeal-626 Fire Board+ 2-S to both sides of the wall. SikaSeal-629 Fire Wrap+ are required to be fitted around pipes. Min. 30 mm separation between pipes in minimum 150 mm thick walls.

Construction details:



A.1.9.1 Double side penetration seal with pipes

Services	Wrap	Classification
PVC-U pipe according to EN 1329-1, EN 1452-1 and EN 1453-1 and PVC-C according to EN 1566-1		
Up to 32 mm diameter / 1.0-2.4 mm wall [^]	None	EI 240 U/C
Up to 40 mm diameter / 1.9-3.0 mm wall	50 x 1.8 mm	
Up to 110 mm diameter / 2.7-6.6 mm wall	50 x 3.6 mm	
Up to 125 mm diameter / 4.7-7.4 mm wall	50 x 7.2 mm	
Up to 160 mm diameter / 4.0-9.5 mm wall*	50 x 10.8 mm	
Up to 200 mm diameter / 4.9-11.9 mm wall*	75 x 10.8 mm	EI 180 C/C
Up to 315 mm diameter/7.7-12.1 mm wall thickness*#	75 x 18 mm	EI 120 C/C
Up to 400 mm diameter/9.8-15.3 mm wall thickness*#	75 x 28.8 mm	EI 120 C/C
Diameter up to 32 mm Ø, wall thickness 1.0-2.4 mm in pipe bundles up to 107 mm Ø ¹⁾	50 x 3.6 mm	EI 240 U/C
PE pipe according to EN 1519-1, EN 12201-2 and EN 12666-1, ABS according to EN 1455-1 and pipes made from SAN+PVC according to EN 1565-1		
Up to 40 mm diameter / 2.4-4.6 mm wall	50 x 1.8 mm	EI 240 U/C

Ytelseserklæring
SikaSeal-626 Fire Board+

80113803
2021.10 , ver. 1
1549

FOR NÆRMERE INFORMASJON:

Sika Norge AS
Sanitetsveien 1,
NO-2013 SKJETTEN, Norge

tlf. +47 67 06 79 00
www.sika.no

Up to 110 mm diameter / 3.4-10.0 mm wall	50 x 3.6 mm	
Up to 125 mm diameter / 3.9-7.4 mm wall	50 x 7.2 mm	
Up to 160 mm diameter / 4.9-9.5 mm wall	50 x 10.8 mm	
Up to 200 mm diameter / 4.9-18.2 mm wall	75 x 10.8 mm	EI 180 C/C
Up to 315 mm diameter / 28.6 mm wall	75 x 18.0 mm	E 180 C/C, EI 120 C/C
Up to 400 mm diameter / 36.3 mm wall	75 x 28.8 mm	EI 120 C/C
Diameter up to 32 mm \emptyset , wall thickness 2.0-4.4 mm in pipe bundles up to 107 mm \emptyset ¹⁾	50 x 3.6 mm	EI 240 C/U

Services	Wrap	Classification
PP pipe according to EN 1451-1		
Up to 40 mm diameter / 1.8-5.5 mm wall	50 x 1.8 mm	EI 240 U/C
Up to 110 mm diameter / 2.7-10.0 mm wall	50 x 3.6 mm	EI 240 C/C
Up to 125 mm diameter / 3.1-11.4 mm wall	50 x 7.2 mm	
Up to 160 mm diameter / 4.9-14.6 mm wall	50 x 10.8 mm	
Up to 200 mm diameter / 4.9-18.2 mm wall	75 x 10.8 mm	EI 180 C/C
Diameter up to 32 mm \emptyset , wall thickness 1.8-4.4 mm in pipe bundles up to 107 mm \emptyset ¹⁾	50 x 3.6 mm	EI 240 C/U

¹⁾ PVC, PE and PP pipes can be mixed in the same bundle.

* Typical pipe diameters shown, see below graph for intermediate sizes.

Configuration 1 & 2

^Sealed with a bead of Sikacryl-621 Fire+ applied flush to the pipe and batt on the outer faces of the board

Ytelseserklæring
SikaSeal-626 Fire Board+

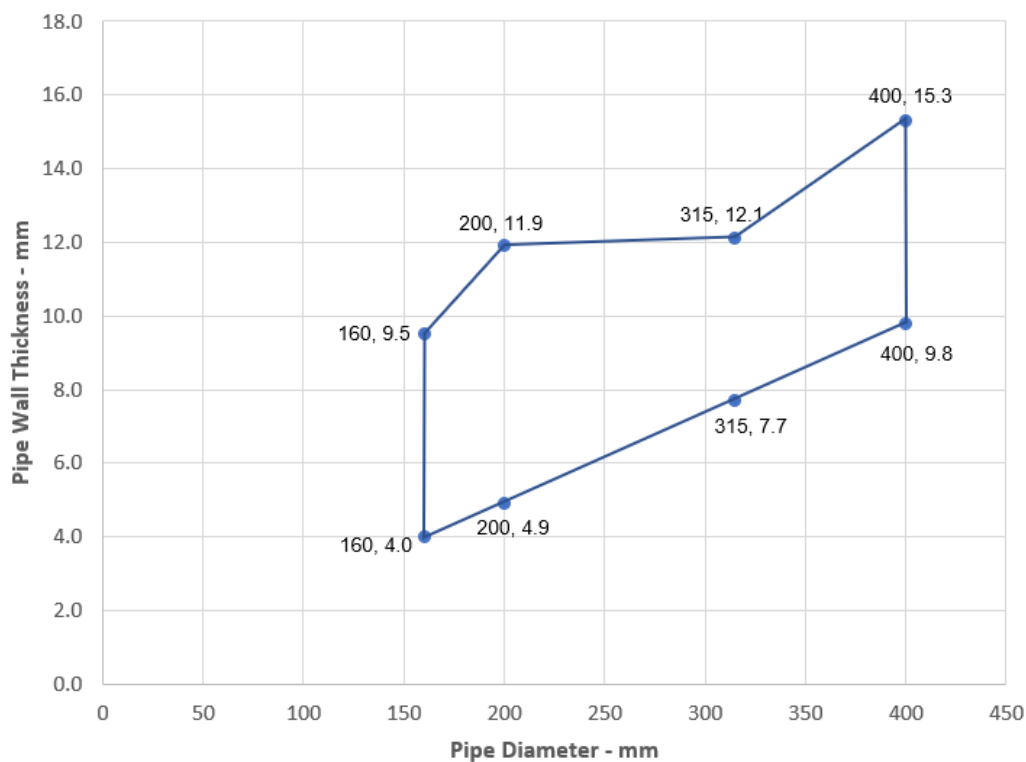
80113803
2021.10 , ver. 1
1549

FOR NÆRMERE INFORMASJON:

Sika Norge AS
Sanitetsveien 1,
NO-2013 SKJETTEN, Norge

tlf. +47 67 06 79 00
www.sika.no

PVC-U Pipes - EI 120 C/C



Ytelseserklæring
SikaSeal-626 Fire Board+

80113803
2021.10 , ver. 1
1549

FOR NÆRMERE INFORMASJON:

Sika Norge AS
Sanitetsveien 1,
NO-2013 SKJETTEN, Norge

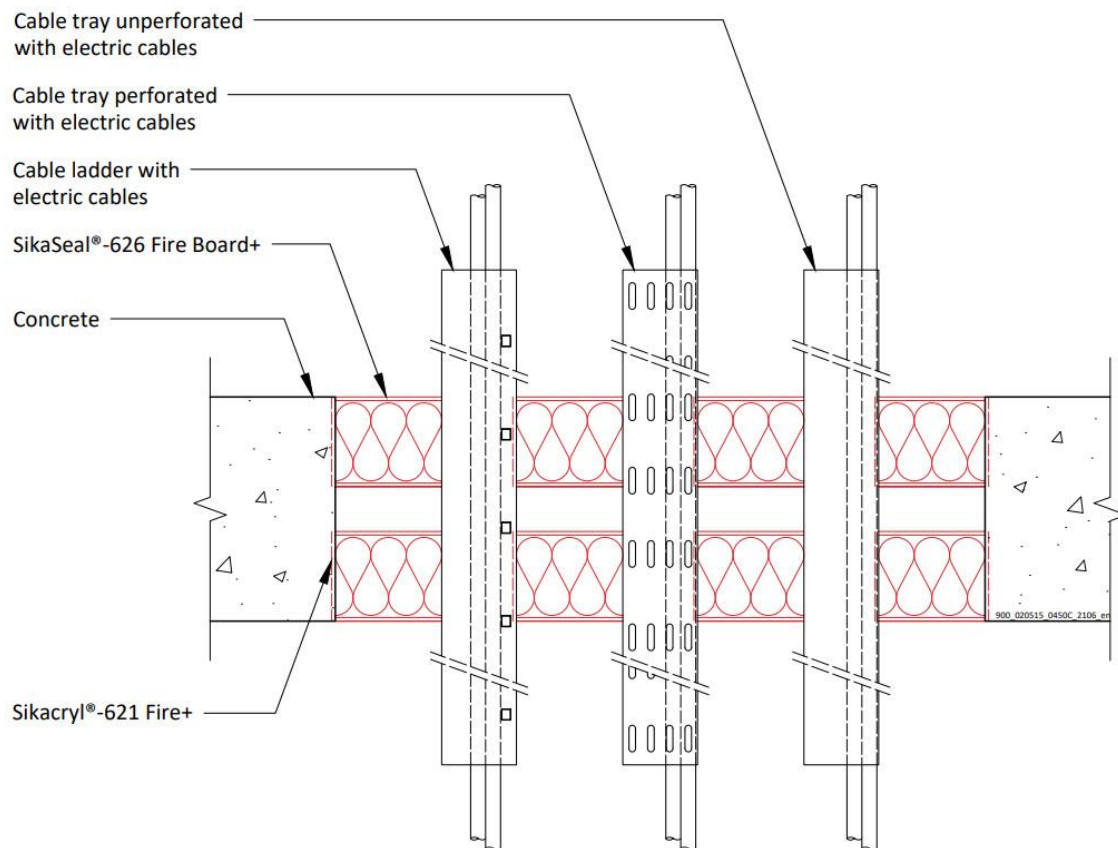
tlf. +47 67 06 79 00
www.sika.no

A.2 Rigid floor constructions according to 2. 2) with floor thickness of minimum 150 mm

A.2.1 Cable penetration seal with 2x SikaSeal-626 Fire Board+ 2-S

Penetration Seal: Cables fitted at any position within the aperture, with 60 mm SikaSeal-626 Fire Board+ 2-S to both sides of the floor.

Construction details:



A.2.1.1 Double side penetration seal with cables

Services	Maximum aperture	Classification
None (blank)	1200 x 600 mm	EI 180
None (blank)	2400 mm x 1200 mm	E 180, EI 120
Electrical cables up to 21 mm Ø (single, bundled and on trays)		EI 120
Electrical cables up to 80 mm Ø (single, bundled and on trays)		E 120, EI 60
Cables up to 21mm Ø in tied bundles up to 100mm Ø		EI 120
Steel cable trays & ladders		E 120, EI 60

Ytelseserklæring
SikaSeal-626 Fire Board+

80113803
2021.10 , ver. 1
1549

FOR NÆRMERE INFORMASJON:

Sika Norge AS
Sanitetsveien 1,
NO-2013 SKJETTEN, Norge

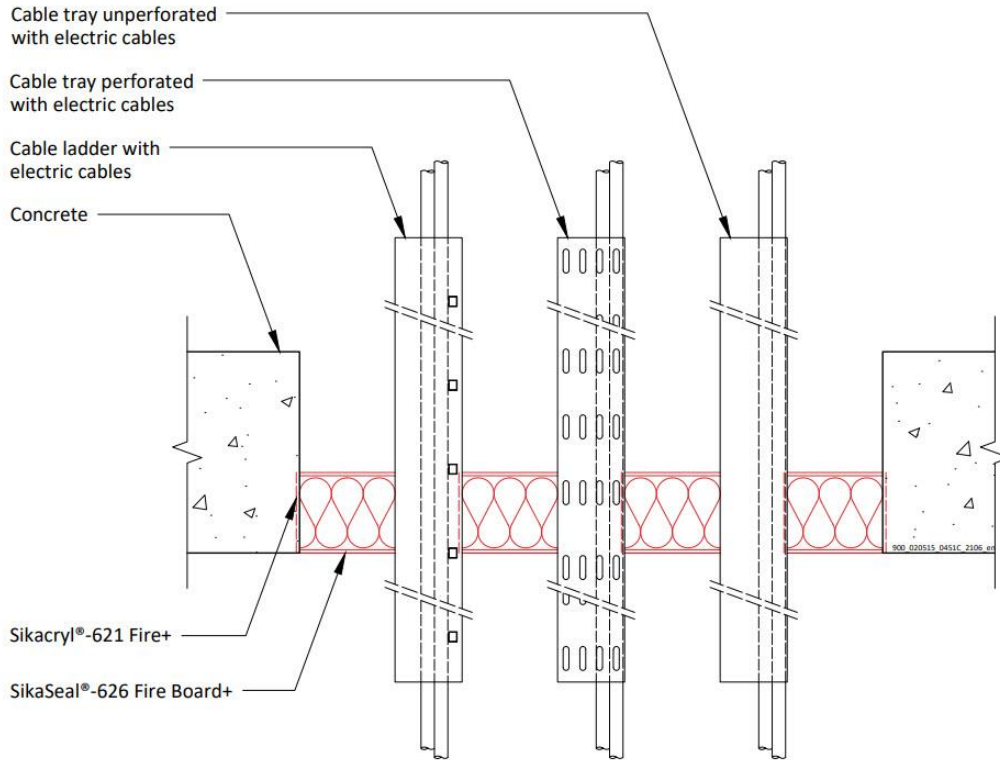
tlf. +47 67 06 79 00
www.sika.no

Non-sheathed wires up to 24 mm Ø		E 180, EI 45
Plastic conduits up to 16 mm Ø		E 120 C/U, E 120 C/C, EI 90 C/U, EI 90 C/C

A.2.2 Cable penetration seal with 1x SikaSeal-626 Fire Board+ 2-S

Penetration Seal: Cables fitted at any position within the aperture, with SikaSeal-626 Fire Board+ 2-S positioned to either face of the floor (or anywhere in between).

Construction details:



A.2.2.1 Single side penetration seal with cables

Services	Maximum aperture	Classification
None (blank)	1200 x 600 mm	E 240, EI 120
None (blank)	2400 mm x 1200 mm	E 120, EI 90
Single* electrical cables up to 21 mm Ø		E 120, EI 30
Single* electrical cables up to 21 mm Ø	600 mm x 1200 mm	E 240, EI 30
Electrical cables up to 21 mm Ø (single, bundled and on trays)	2400 mm x 1200 mm	E 90, EI 45
Electrical cables up to 80 mm Ø (single, bundled and on trays)		E 90, EI 30

Ytelseserklæring
SikaSeal-626 Fire Board+

80113803
2021.10 , ver. 1
1549

FOR NÆRMERE INFORMASJON:

Sika Norge AS
Sanitetsveien 1,
NO-2013 SKJETTEN, Norge

tlf. +47 67 06 79 00
www.sika.no

Cables up to 21mm \varnothing in tied bundles up to 100mm \varnothing		EI 45
Steel cable trays & ladders		EI 45
Non-sheathed wires up to 17 mm \varnothing		E 45, EI 30
Non-sheathed wires up to 24 mm \varnothing		E 45, EI 20
Plastic conduits up to 16 mm \varnothing		EI 45 C/U, EI 45 C/C
Steel or copper conduit up to 16 mm \varnothing		E 45 C/U, EI 15 C/U

Ytelseserklæring
SikaSeal-626 Fire Board+

80113803
2021.10 , ver. 1
1549

**FOR NÆRMERE
INFORMASJON:**

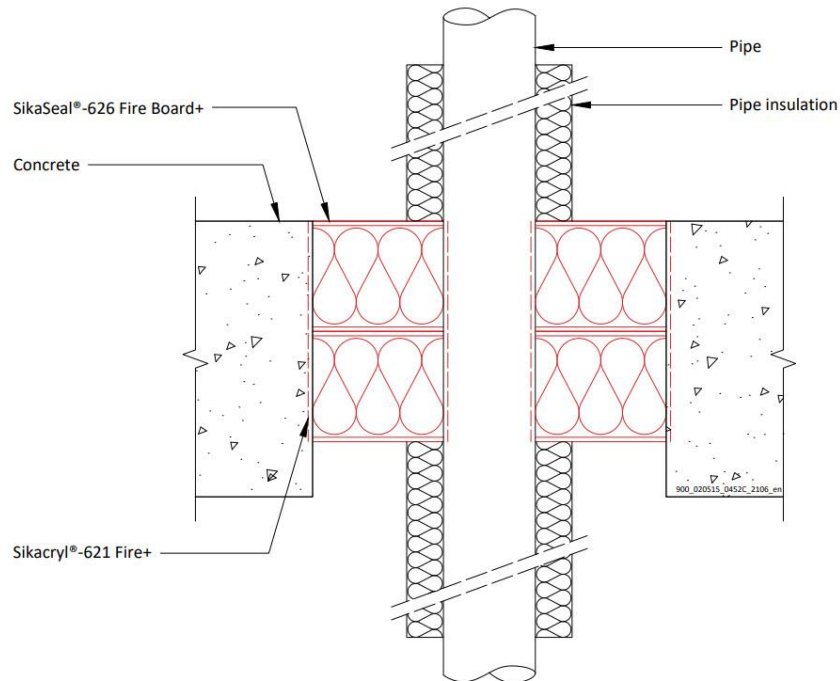
Sika Norge AS
Sanitetsveien 1,
NO-2013 SKJETTEN, Norge

tlf. +47 67 06 79 00
www.sika.no

A.2.3 Pipe penetration seal with 2x SikaSeal-626 Fire Board+ 2-S

Penetration Seal: 1000 mm (min.) LI (Local Interrupted) or CI (Continuous Interrupted) insulated metallic pipes (single) fitted at any position within the aperture, with 2 layers of 60 mm SikaSeal-626 Fire Board+ 2-S together within the floor.

Construction details:



Ytelseserklæring
SikaSeal-626 Fire Board+

80113803
2021.10 , ver. 1
1549

FOR NÆRMERE INFORMASJON:

Sika Norge AS
Sanitetsveien 1,
NO-2013 SKJETTEN, Norge

tlf. +47 67 06 79 00
www.sika.no

A.2.3.1 Two layer penetration seal with pipes

Services	Maximum aperture	Insulation, minimum thickness and density	Classification
Mild or stainless steel pipe			
40 mm diameter/1.5-14.2 mm wall*	1200 x 600 mm	20 mm Stone wool insulation 80 kg/m ³	EI 180 C/U
40 mm diameter/1.5-14.2 mm wall*	280 x 280 mm		EI 240 C/U
40 mm diameter/1.5-14.2 mm wall*			E 180 C/U, EI 120 C/U
40 mm diameter/1.5-14.2 mm wall*	2400 x 1200 mm	30 mm Stone wool insulation 80 kg/m ³	E 180 C/U, EI 60 C/U
50 mm diameter/1.7-14.2 mm wall*			
60 mm diameter/1.8-14.2 mm wall*			
75 mm diameter/2.1-14.2 mm wall*			
90 mm diameter/2.3-14.2 mm wall*			
100 mm diameter/2.5-14.2 mm wall*			
115 mm diameter/2.8-14.2 mm wall*			
140 mm diameter/3.2-14.2 mm wall*			
165 mm diameter/ 3.6-14.2 mm wall*			
180 mm diameter/ 3.9-14.2 mm wall*			
200 mm diameter/ 4.2-14.2 mm wall*			
219 mm diameter/ 4.5-14.2 mm wall*			

* Typical pipe diameters shown, see below graph for intermediate sizes

Ytelseserklæring
SikaSeal-626 Fire Board+

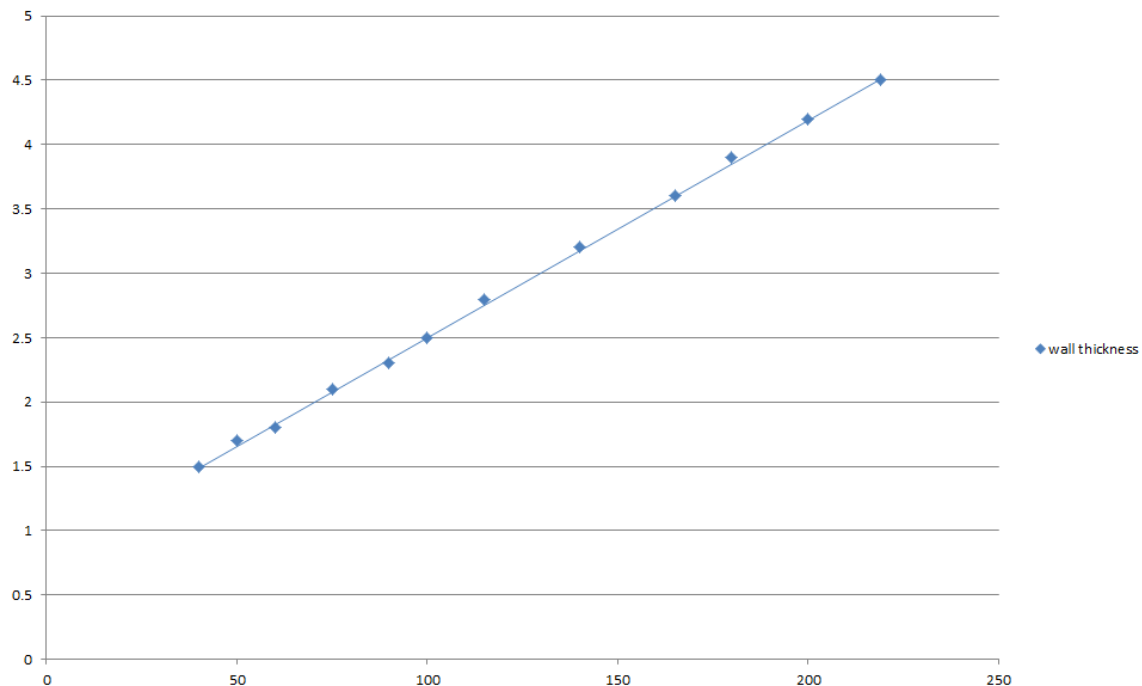
80113803
2021.10 , ver. 1
1549

FOR NÆRMERE INFORMASJON:

Sika Norge AS
Sanitetsveien 1,
NO-2013 SKJETTEN, Norge

tlf. +47 67 06 79 00
www.sika.no

Pipe diameter vs Wall thickness



Ytelseserklæring
SikaSeal-626 Fire Board+

80113803
2021.10 , ver. 1
1549

**FOR NÆRMERE
INFORMASJON:**

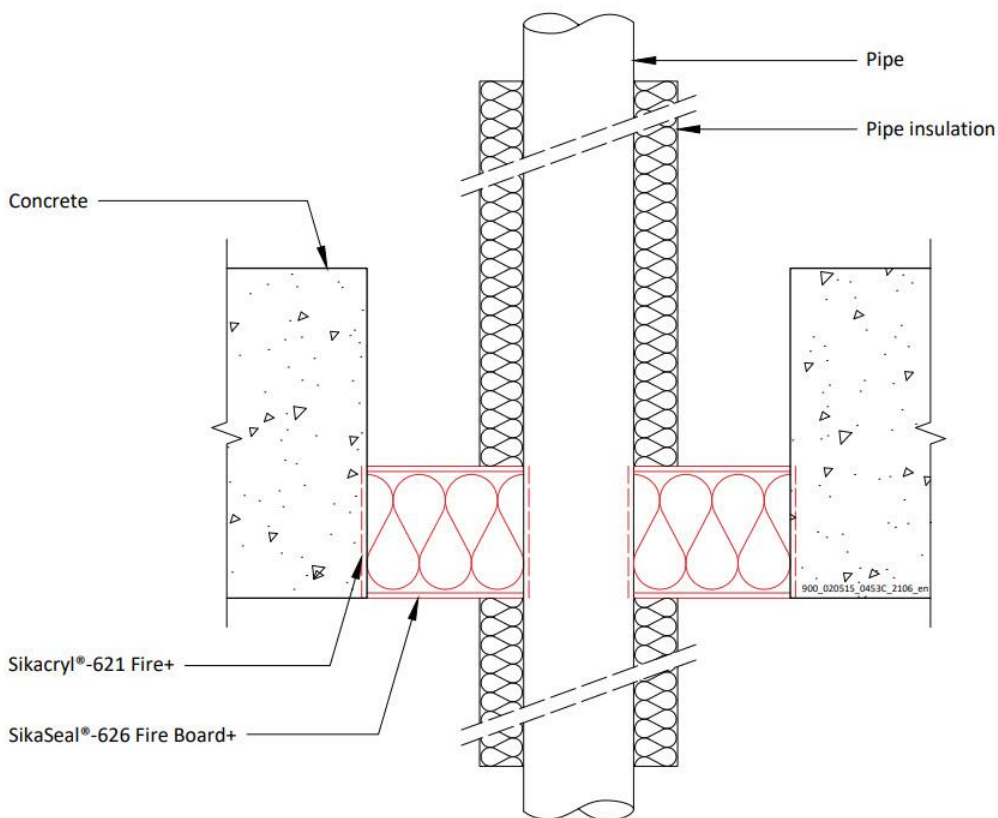
Sika Norge AS
Sanitetsveien 1,
NO-2013 SKJETTEN, Norge

tlf. +47 67 06 79 00
www.sika.no

A.2.4 Pipe penetration seal with 1x SikaSeal-626 Fire Board+ 2-S

Penetration Seal: 1000 mm (min.)* LI (Local Interrupted) or CI (Continuous Interrupted) insulated metallic pipes (single) fitted at any position within the aperture, with 60 mm SikaSeal-626 Fire Board+ 2-S to either side of the floor (or anywhere in between).

Construction details:



A.2.4.1 Single side penetration seal with pipes

Services	Maximum Aperture	Insulation, minimum thickness and density	Classification
Up to 12 mm diameter Copper pipe 0.9-14.2 mm wall	1200 x 600 mm	20 mm Stone wool insulation 80 kg/m ³	E 240 C/U, EI 45 C/U
Up to 54 mm diameter Copper pipe 0.9-14.2 mm wall	2400 mm x 1200 mm		E 240 C/U
			E 120 C/U
114 mm diameter mild or stainless steel pipe 11-14.2 mm wall	600 x 1200 mm	None	E 240 C/C, EI 20 C/C
	2400 mm x 1200 mm		E 120 C/C, EI 20 C/C

Ytelseserklæring
SikaSeal-626 Fire Board+

80113803
2021.10 , ver. 1
1549

FOR NÆRMERE INFORMASJON:

Sika Norge AS
Sanitetsveien 1,
NO-2013 SKJETTEN, Norge

tlf. +47 67 06 79 00
www.sika.no

Services	Maximum Aperture	Insulation, minimum thickness and density	Classification
Mild or stainless steel pipe			
40 mm diameter/1.5-14.2 mm wall*	600 x 1200 mm	20 mm Stone wool insulation 80 kg/m ³	E 240 C/U, EI 60 C/U
40 mm diameter/1.5-14.2 mm wall*		30 mm Stone wool insulation 80 kg/m ³	E 240 C/U, EI 90 C/U
50 mm diameter/1.7-14.2 mm wall*			
60 mm diameter/1.8-14.2 mm wall*			
75 mm diameter/2.1-14.2 mm wall*			
90 mm diameter/2.3-14.2 mm wall*			
100 mm diameter/2.5-14.2 mm wall*			
115 mm diameter/2.8-14.2 mm wall*			
140 mm diameter/3.2-14.2 mm wall*			
165 mm diameter/ 3.6-14.2 mm wall*			
180 mm diameter/ 3.9-14.2 mm wall*			
200 mm diameter/ 4.2-14.2 mm wall*			
219 mm diameter/ 4.5-14.2 mm wall*			
40 mm diameter/1.5-14.2 mm wall*	2400 mm wide by 1200 mm high	20 mm Stone wool insulation 80 kg/m ³	E 120 C/U, EI 60 C/U
40 mm diameter/1.5-14.2 mm wall*		30 mm Stone wool insulation 80 kg/m ³	E 120 C/U, EI 90 C/U
50 mm diameter/1.7-14.2 mm wall*			
60 mm diameter/1.8-14.2 mm wall*			
75 mm diameter/2.1-14.2 mm wall*			
90 mm diameter/2.3-14.2 mm wall*			
100 mm diameter/2.5-14.2 mm wall*			
115 mm diameter/2.8-14.2 mm wall*			
140 mm diameter/3.2-14.2 mm wall*			
165 mm diameter/ 3.6-14.2 mm wall*			
180 mm diameter/ 3.9-14.2 mm wall*			
200 mm diameter/ 4.2-14.2 mm wall*			
219 mm diameter/ 4.5-14.2 mm wall*			

* Typical pipe diameters shown, see below graph for intermediate sizes

Ytelseserklæring
SikaSeal-626 Fire Board+

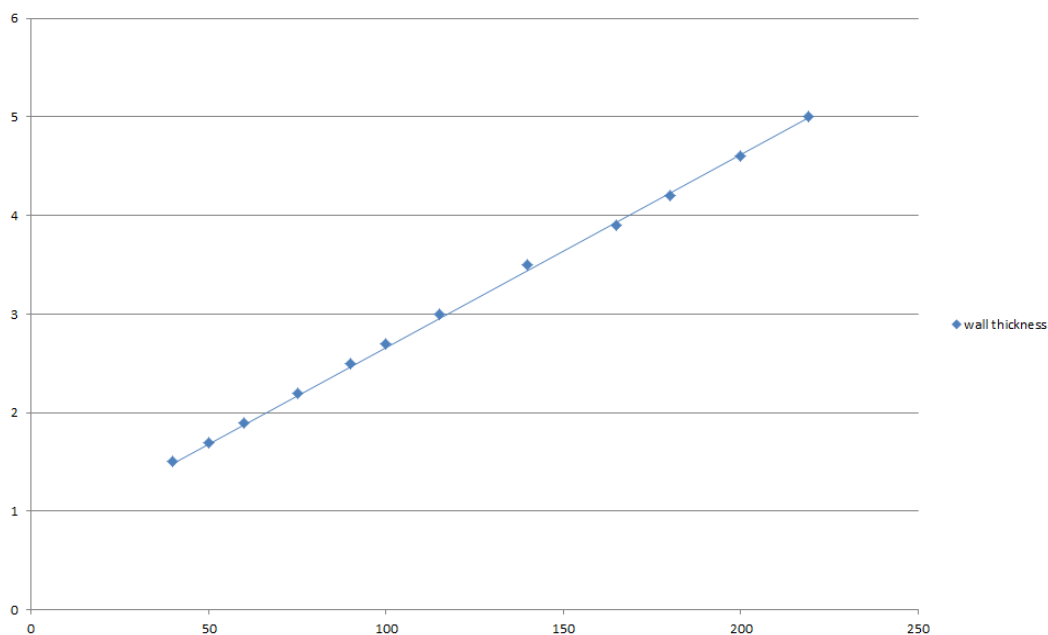
80113803
2021.10 , ver. 1
1549

FOR NÆRMERE INFORMASJON:

Sika Norge AS
Sanitetsveien 1,
NO-2013 SKJETTEN, Norge

tlf. +47 67 06 79 00
www.sika.no

Pipe diameter vs Wall thickness



Services	Maximum Aperture	Insulation (minimum)	Classification
Geberit Mepla MLC (PE-Xb/Aluminium/PE-HD pipe)			
16 mm diameter/2.25 mm wall	75 x 75 mm	500 mm long, 20 mm Stone wool insulation 80 kg/m ³	E 240 C/C, EI 180 C/C
16 mm diameter/2.25 mm wall			
20 mm diameter/2.5 mm wall			
26 mm diameter/3 mm wall			
32 mm diameter/3 mm wall			
40 mm diameter/3.5 mm wall			
50 mm diameter/4 mm wall			
63 mm diameter/4.5 mm wall			
75 mm diameter/4.7 mm wall			
16 mm diameter/2.25 mm wall	600 x 1200 mm	500 mm long, 20 mm Stone wool insulation 80 kg/m ³	E 240 C/C, EI 90 C/C
20 mm diameter/2.5 mm wall			
26 mm diameter/3 mm wall			
32 mm diameter/3 mm wall			
40 mm diameter/3.5 mm wall			
50 mm diameter/4 mm wall			
63 mm diameter/4.5 mm wall			
75 mm diameter/4.7 mm wall			
16 mm diameter/2.25 mm wall			
20 mm diameter/2.5 mm wall			
26 mm diameter/3 mm wall			
32 mm diameter/3 mm wall			
40 mm diameter/3.5 mm wall			
50 mm diameter/4 mm wall			
63 mm diameter/4.5 mm wall			
75 mm diameter/4.7 mm wall			

Ytelseserklæring
SikaSeal-626 Fire Board+

80113803
2021.10 , ver. 1
1549

**FOR NÆRMERE
INFORMASJON:**

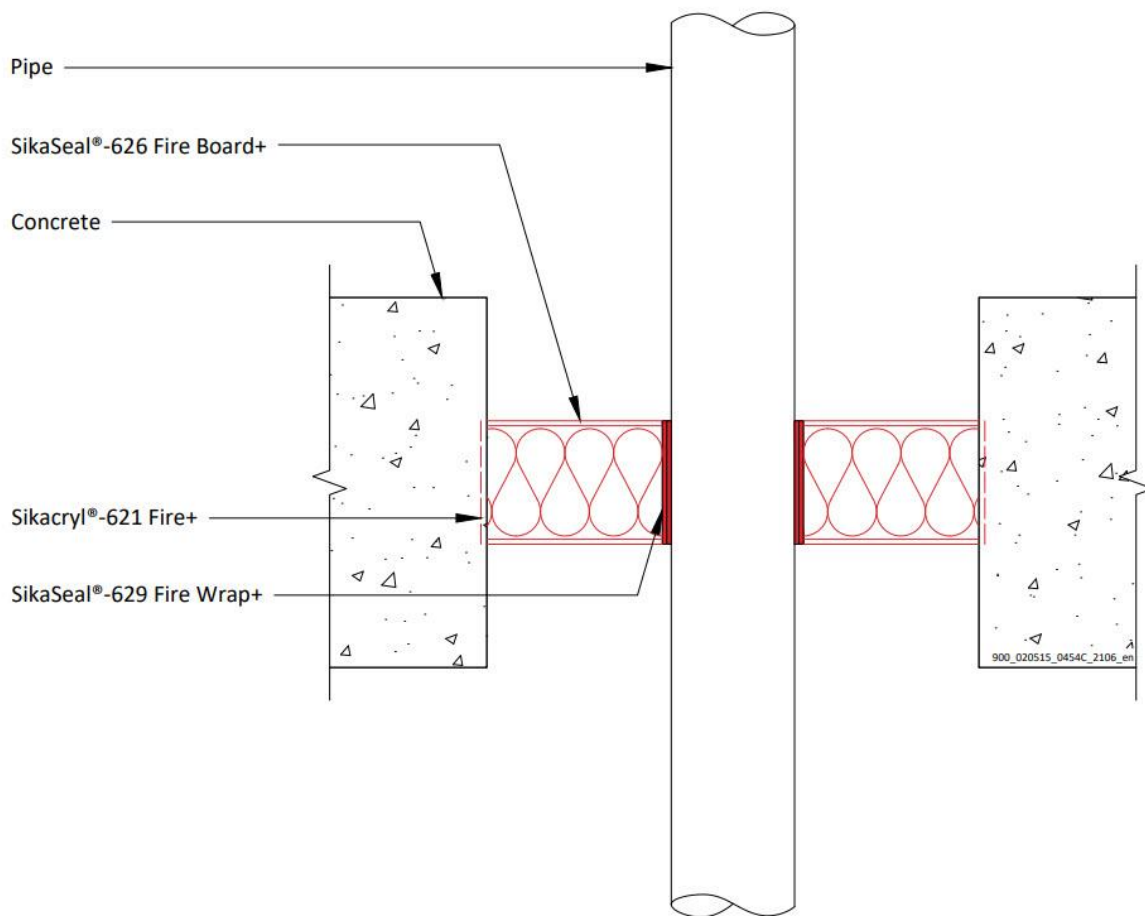
Sika Norge AS
Sanitetsveien 1,
NO-2013 SKJETTEN, Norge

tlf. +47 67 06 79 00
www.sika.no

A.2.5 Pipe penetration seal with 1x SikaSeal-626 Fire Board+ 2-S

Penetration Seal: Combustible pipes fitted at any position within the aperture, with 50 mm SikaSeal-626 Fire Board+ 2-S at mid-depth of the floor. SikaSeal-629 Fire Wrap+ are required to be fitted around combustible pipe insulation. Maximum aperture size 2400 mm x 1200 mm

Construction details:



A.2.5.1 Central penetration seal with pipes

Services	Wrap	Classification
PVC-U pipe according to EN 1329-1, EN 1452-1 and EN 1453-1* 110 mm diameter/ 3.4mm wall	50 x 3.6 mm SikaSeal-629 Fire Wrap+	EI 90 U/C, EI 90 C/C

Ytelseserklæring
SikaSeal-626 Fire Board+

80113803
2021.10 , ver. 1
1549

FOR NÆRMERE INFORMASJON:

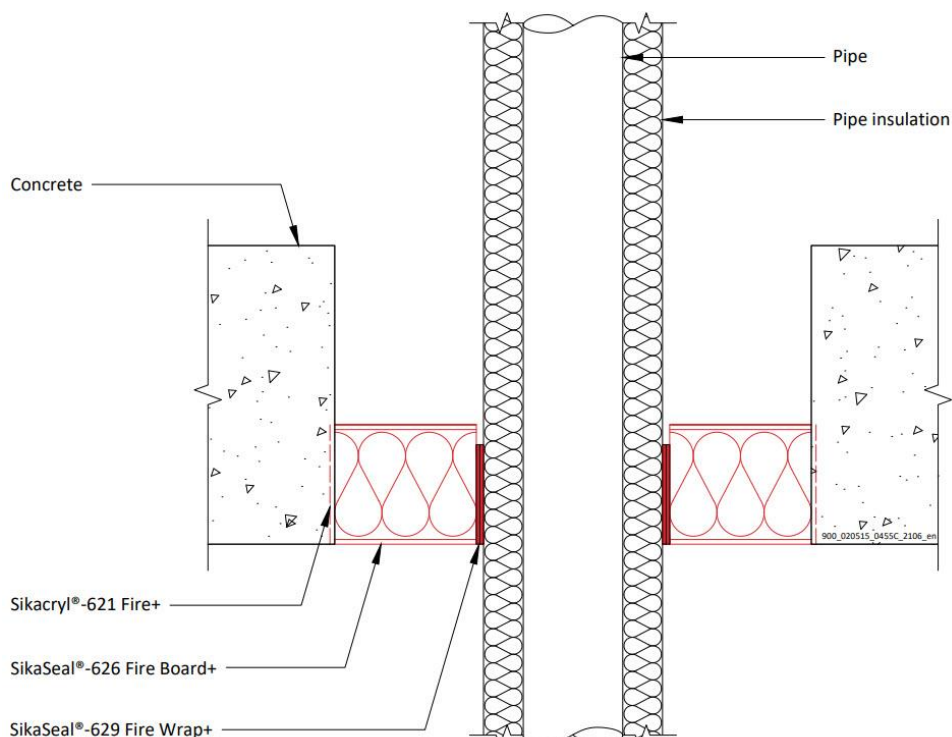
Sika Norge AS
Sanitetsveien 1,
NO-2013 SKJETTEN, Norge

tlf. +47 67 06 79 00
www.sika.no

A.2.6 Pipe penetration seal with 1x SikaSeal-626 Fire Board+ 2-S

Penetration Seal: CS (Continuous Sustained) insulated metallic pipes fitted at any position within the aperture, with 60 mm SikaSeal-626 Fire Board+ 2-S to either side of the floor (or anywhere in between). SikaSeal-629 Fire Wrap+ are required to be fitted around combustible pipe insulation. Maximum aperture size 2400 mm x 1200 mm

Construction details:



A.2.6.1 Single side penetration seal with pipes

Services	Wrap	Insulation	Classification
Mild or stainless steel pipe			
165 mm diameter/ 4.5-14.2 mm wall	50 x 3.6 mm SikaSeal-629 Fire Wrap+ fitted at bottom of seal	13 mm elastomeric insulation min. class B-s3, d0	E 90 C/U, EI 45 C/U
		19 mm elastomeric insulation min. class B-s3, d0	EI 90 C/U
	Not required	25-40 mm stone wool min. 80 kg/m ³	E 90 C/U, EI 60 C/U

Ytelseserklæring
SikaSeal-626 Fire Board+

80113803
2021.10 , ver. 1
1549

FOR NÆRMERE INFORMASJON:

Sika Norge AS
Sanitetsveien 1,
NO-2013 SKJETTEN, Norge

tlf. +47 67 06 79 00
www.sika.no

Ytelseserklæring
SikaSeal-626 Fire Board+

80113803
2021.10 , ver. 1
1549

**FOR NÆRMERE
INFORMASJON:**

Sika Norge AS
Sanitetsveien 1,
NO-2013 SKJETTEN, Norge

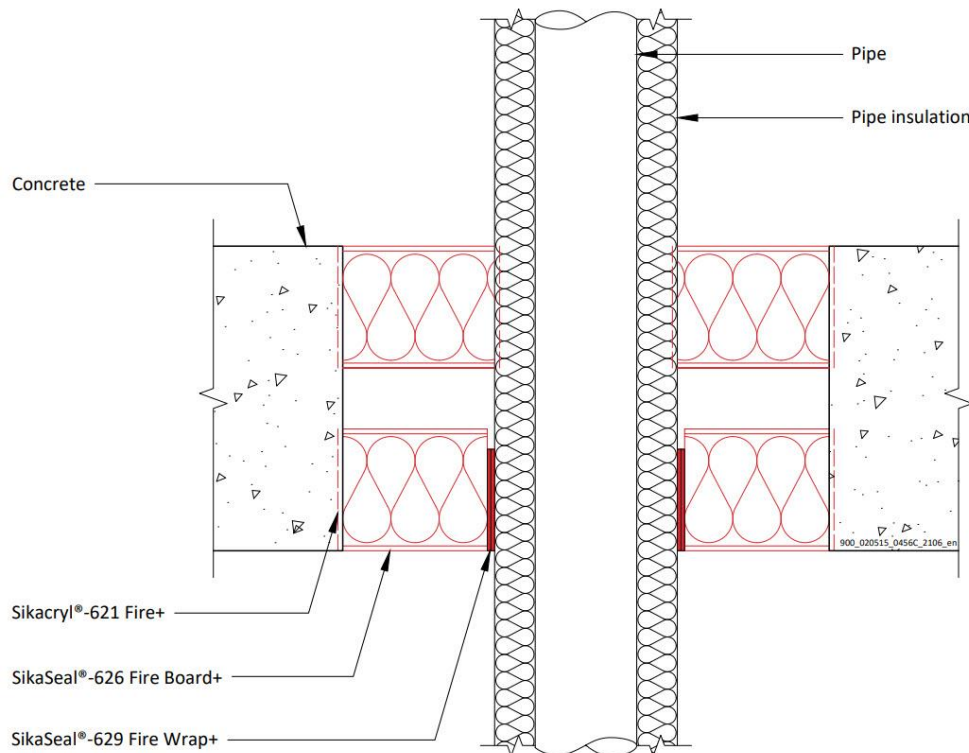
tlf. +47 67 06 79 00
www.sika.no



A.2.7 Pipe penetration seal with 2x SikaSeal-626 Fire Board+ 2-S

Penetration Seal: CS (Continuous Sustained) insulated metallic pipes fitted at any position within the aperture, with 60 mm SikaSeal-626 Fire Board+ 2-S to both sides of the floor. SikaSeal-629 Fire Wrap+ are required to be fitted around combustible pipe insulation at the soffit. Maximum aperture size 2400 mm x 1200 mm

Construction details:



A.2.7.1 Double side penetration seal with pipes

Services	Wrap	Insulation	Classification
Mild or stainless steel pipe			
Up to 40 mm diameter/ 1-14.2 mm wall	50 x 1.8 mm SikaSeal-629 Fire Wrap+	13 mm elastomeric insulation min. class B-s3, d0	E 180 C/U, EI 120 C/U

Ytelseserklæring
SikaSeal-626 Fire Board+

80113803
2021.10 , ver. 1
1549

FOR NÆRMERE INFORMASJON:

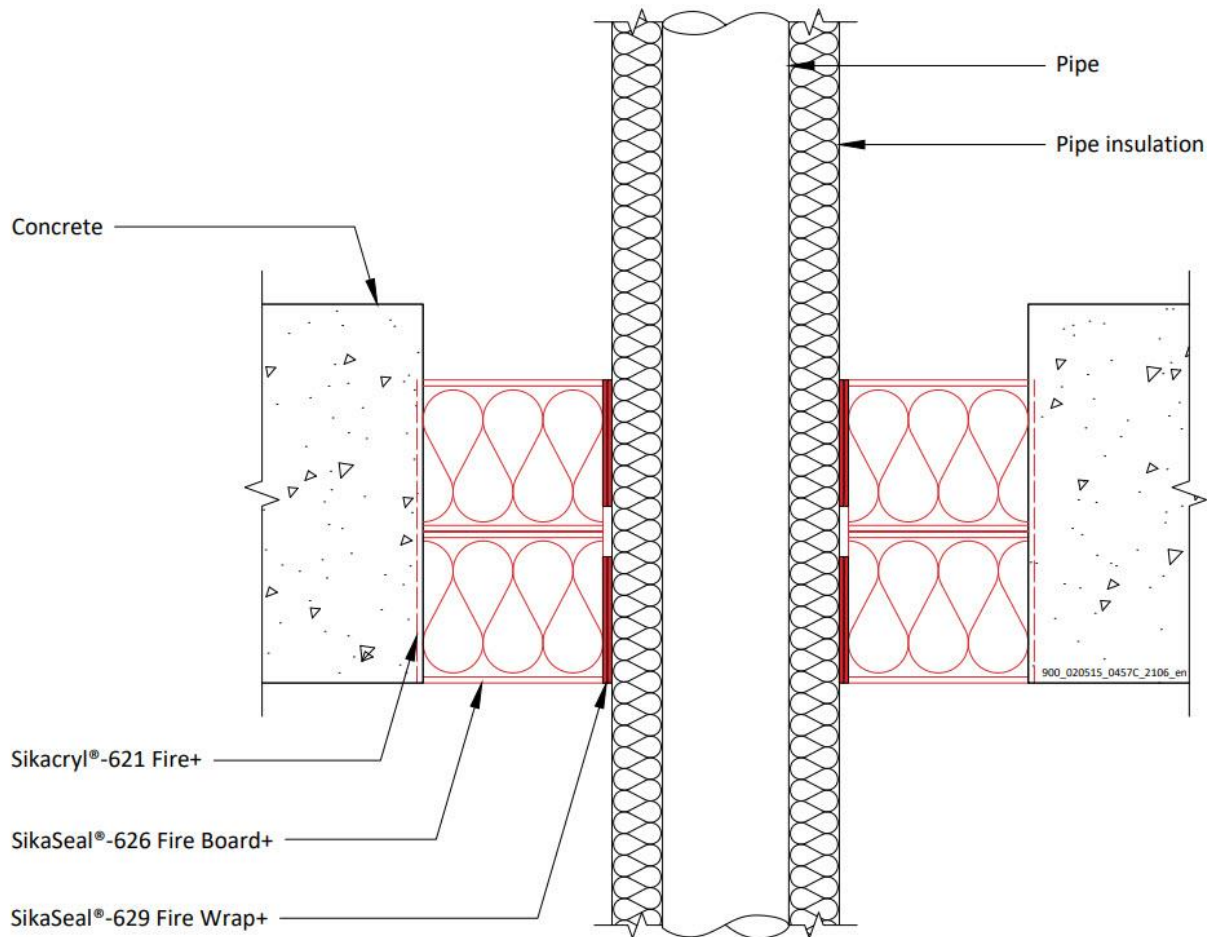
Sika Norge AS
Sanitetsveien 1,
NO-2013 SKJETTEN, Norge

tlf. +47 67 06 79 00
www.sika.no

A.2.8 Pipe penetration seal with 2x SikaSeal-626 Fire Board+ 2-S (back to back)

Penetration Seal: CS (Continuous Sustained) insulated metallic and composite pipes fitted at any position within the aperture, with two layers of 60 mm SikaSeal-626 Fire Board+ 1-S installed together to either side of the floor (or anywhere in between). SikaSeal-629 Fire Wrap+ are required to be fitted around combustible pipe insulation at the bottom of the seal. Maximum aperture size 2400 mm x 1200 mm

Construction details:



Ytelseserklæring
SikaSeal-626 Fire Board+

80113803
2021.10 , ver. 1
1549

FOR NÆRMERE INFORMASJON:

Sika Norge AS
Sanitetsveien 1,
NO-2013 SKJETTEN, Norge

tlf. +47 67 06 79 00
www.sika.no

A.2.8.1 Back to back penetration seal with pipes

Services	Wrap	Insulation	Classification
Copper pipe			
12-54 mm diameter/1-1.2 mm wall	50 x 3.6 mm SikaSeal-629 Fire Wrap+ fitted to both sides of the seal	9-13 mm elastomeric insulation min. class B-s3, d0	E240 C/C, EI 60 C/C
12-54 mm diameter/1-1.2 mm wall		13-25 mm elastomeric insulation min. class B-s3, d0	E 180 C/C, EI 45 C/C
Geberit Mepla MLC (PE-Xb/Aluminium/PE-HD pipe)			
16 mm diameter/2.25 mm wall	50 x 3.6 mm SikaSeal-629 Fire Wrap+ fitted to both sides of the seal	9 mm elastomeric insulation min. class B-s3, d0	EI 120 C/C
20 mm diameter/2.5 mm wall			
26 mm diameter/3 mm wall			
32 mm diameter/3 mm wall			
40 mm diameter/3.5 mm wall			
50 mm diameter/4 mm wall			
63 mm diameter/4.5 mm wall		13-25 mm elastomeric insulation min. class B-s3, d0	E 60 C/C, EI 45 C/C
75 mm diameter/4.7 mm wall			
16 mm diameter/2.25 mm wall			
20 mm diameter/2.5 mm wall			
26 mm diameter/3 mm wall			
32 mm diameter/3 mm wall			
40 mm diameter/3.5 mm wall			
50 mm diameter/4 mm wall			
63 mm diameter/4.5 mm wall			
75 mm diameter/4.7 mm wall			

Ytelseserklæring
SikaSeal-626 Fire Board+

80113803
2021.10 , ver. 1
1549

FOR NÆRMERE INFORMASJON:

Sika Norge AS
Sanitetsveien 1,
NO-2013 SKJETTEN, Norge

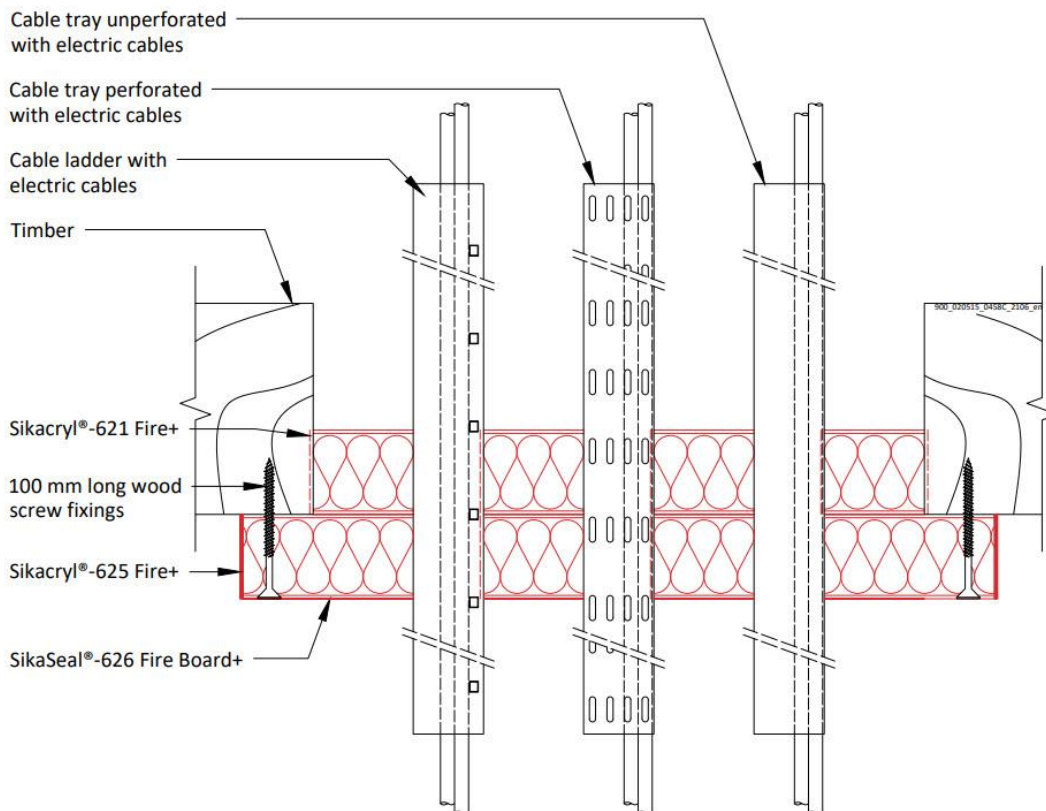
tlf. +47 67 06 79 00
www.sika.no

A.3 Timber floor constructions according to 2. 2) with floor thickness of minimum 150 mm

A.3.1 Cable penetration seal with 2x SikaSeal-626 Fire Board+ 1-S

Penetration Seal: Cables fitted at any position within the aperture, with 2 layers of 50 mm SikaSeal-626 Fire Board+ 1-S within the floor with the coated sides downwards. The external board layer has a minimum 100 mm overlap all around the aperture.

Construction details:



A.3.1.1 Back to back penetration seal with cables

Services	Maximum aperture	Classification
Electrical cables up to 21 mm Ø (single, bundled and on trays)	1200 mm x 600 mm	E 90, EI 45
Electrical cables up to 50 mm Ø (single, bundled and on trays)		E 90, EI 60
Electrical cables up to 80 mm Ø (single, bundled and on trays)		E 90, EI 60
Cables up to 21mm Ø in tied bundles up to 100mm Ø		E 90, EI 60
Steel cable trays & ladders		E 90, EI 60
Non-sheathed wires up to 24 mm Ø		E 90, EI 30

Ytelseserklæring
SikaSeal-626 Fire Board+

80113803
2021.10 , ver. 1
1549

**FOR NÆRMERE
INFORMASJON:**

Sika Norge AS
Sanitetsveien 1,
NO-2013 SKJETTEN, Norge

tlf. +47 67 06 79 00
www.sika.no

PE-X pipe-in-pipe up to 25 mm diameter / 1.0 mm wall

EI 90 C/C

Ytelseserklæring
SikaSeal-626 Fire Board+

80113803
2021.10 , ver. 1
1549

**FOR NÆRMERE
INFORMASJON:**

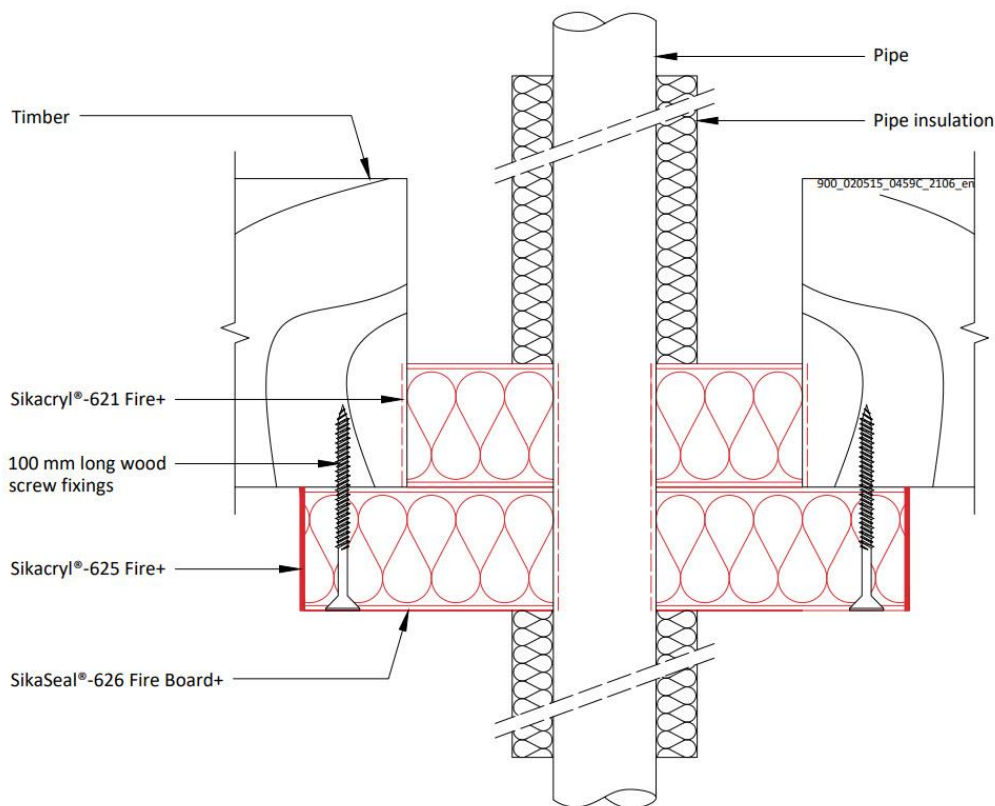
Sika Norge AS
Sanitetsveien 1,
NO-2013 SKJETTEN, Norge

tlf. +47 67 06 79 00
www.sika.no

A.3.2 Pipe penetration seal with 2x SikaSeal-626 Fire Board+ 1-S

Penetration Seal: 500 mm (min.)* LI (Local Interrupted) or CI (Continuous Interrupted) insulated metallic pipes fitted at any position within the aperture, with 2 layers of 50 mm SikaSeal-626 Fire Board+ 1-S within the floor with the coated sides downwards. The external board layer has a minimum 100 mm overlap all around the aperture.

Construction details:



A.3.2.1 Back to back penetration seal with pipes

Services	Max. aperture	Insulation, minimum thickness and density	Classification
Mild or stainless steel pipe	1200 mm x 600 mm	20 mm glass or stone wool insulation 75 kg/m ³	E 90 C/U, EI 60 C/U
60 mm diameter*			
273 mm diameter*		25 mm glass or stone wool insulation 75 kg/m ³	E 90 C/U, EI 60 C/U
Copper or steel pipes			
15 mm diameter*	1200 mm x 600 mm	20 mm glass or stone wool insulation 75 kg/m ³	EI 90 C/C
54 mm diameter*			EI 90 C/C
Alupex pipes			
16 mm diameter*	1200 mm x 600 mm	20 mm glass or stone wool insulation 75 kg/m ³	E 90 C/C, EI 60 C/C

Ytelseserklæring
SikaSeal-626 Fire Board+

80113803
2021.10 , ver. 1
1549

FOR NÆRMERE INFORMASJON:

Sika Norge AS
Sanitetsveien 1,
NO-2013 SKJETTEN, Norge

tlf. +47 67 06 79 00
www.sika.no

75 mm diameter*		25 mm glass or stone wool insulation 75 kg/m ³	
-----------------	--	---	--

*See below graphs for interpolation pipe sizes

Ytelseserklæring
SikaSeal-626 Fire Board+

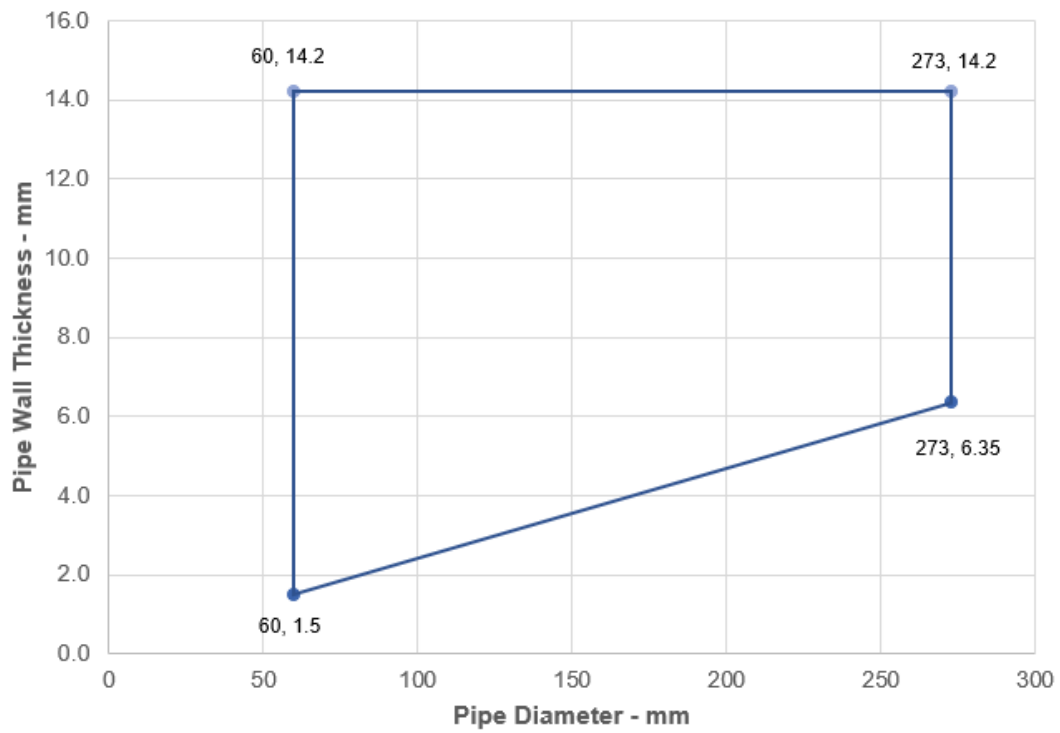
80113803
2021.10 , ver. 1
1549

**FOR NÆRMERE
INFORMASJON:**

Sika Norge AS
Sanitetsveien 1,
NO-2013 SKJETTEN, Norge

tlf. +47 67 06 79 00
www.sika.no

Mild or Stainless Steel Pipes - E 90 C/U, EI 60 C/U



Ytelseserklæring
SikaSeal-626 Fire Board+

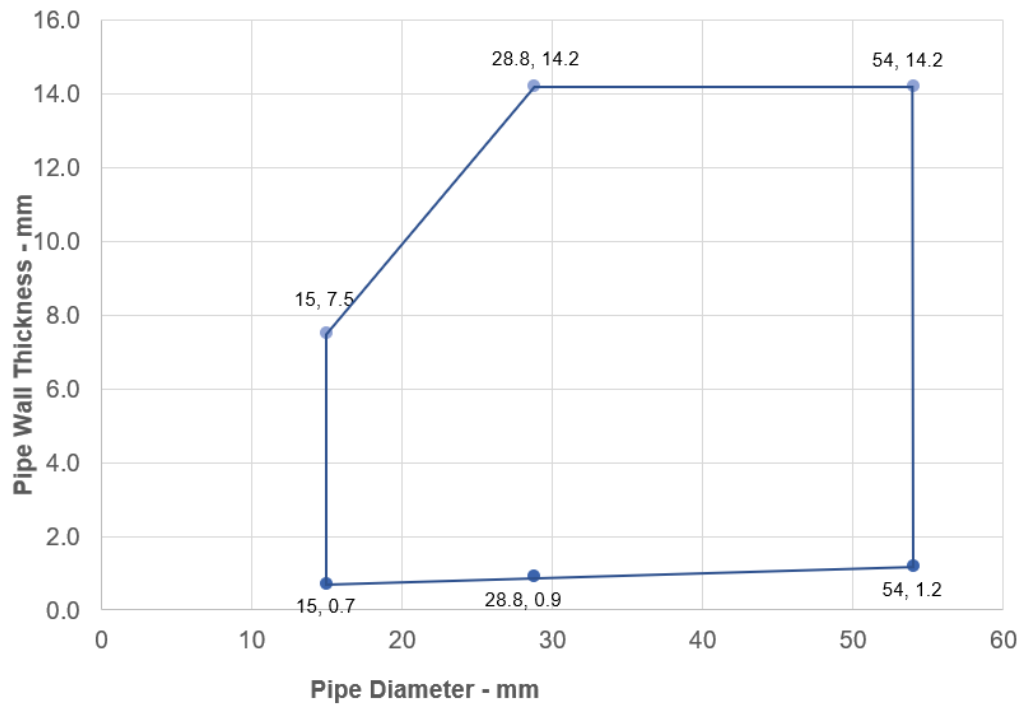
80113803
2021.10 , ver. 1
1549

FOR NÆRMERE INFORMASJON:

Sika Norge AS
Sanitetsveien 1,
NO-2013 SKJETTEN, Norge

tlf. +47 67 06 79 00
www.sika.no

Copper or Steel Pipes- EI 90 C/C



Ytelseserklæring
SikaSeal-626 Fire Board+

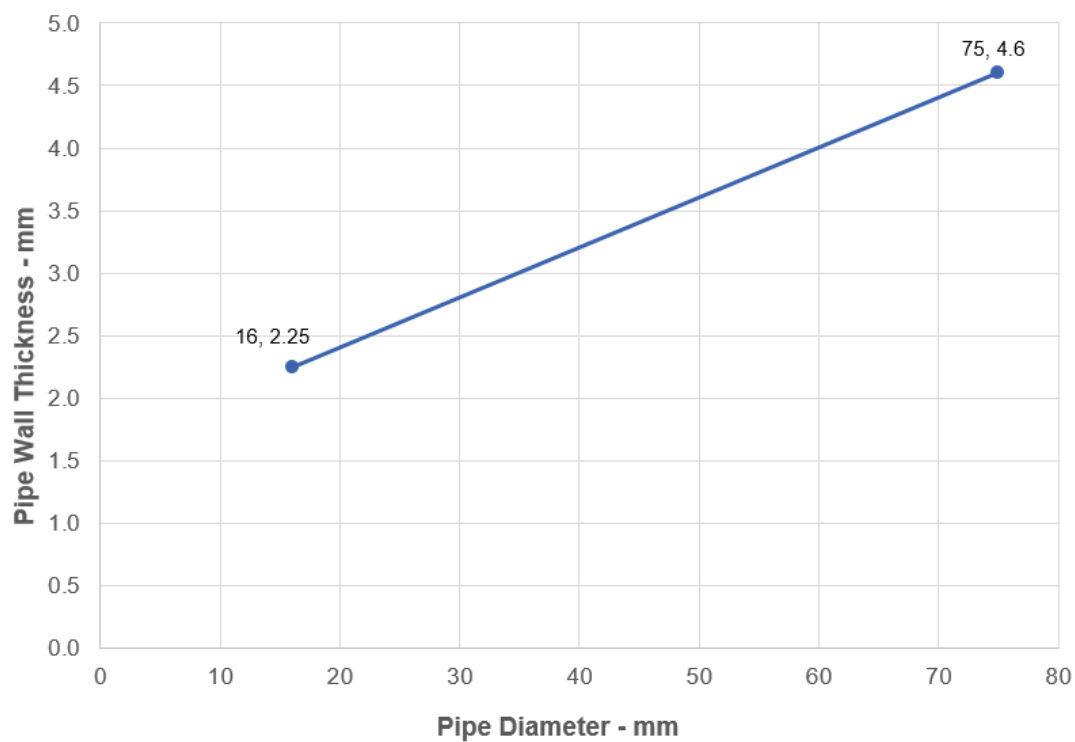
80113803
2021.10 , ver. 1
1549

FOR NÆRMERE INFORMASJON:

Sika Norge AS
Sanitetsveien 1,
NO-2013 SKJETTEN, Norge

tlf. +47 67 06 79 00
www.sika.no

ALUPEX Pipes - E 90 C/C, EI 60 C/C



Ytelseserklæring
SikaSeal-626 Fire Board+

80113803
2021.10 , ver. 1
1549

FOR NÆRMERE INFORMASJON:

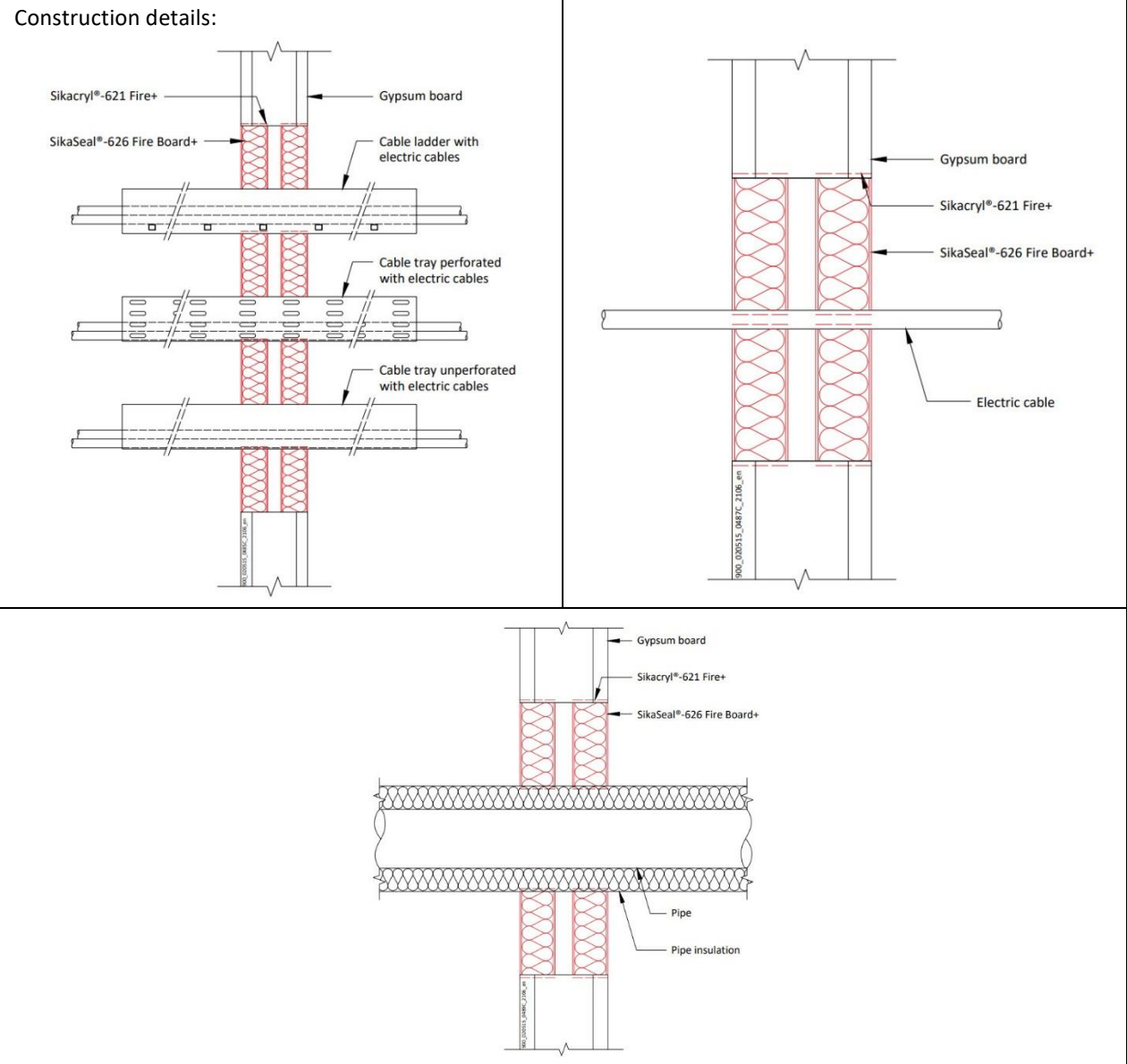
Sika Norge AS
Sanitetsveien 1,
NO-2013 SKJETTEN, Norge

tlf. +47 67 06 79 00
www.sika.no

A.4 Flexible or rigid wall constructions according to 2. 2) with wall thickness of minimum 75 mm

A.4.1 Cable penetration seal with 2x SikaSeal-626 Fire Board+ 30 1-S

Penetration Seal: Cables fitted at any position within the aperture, with 30 mm SikaSeal-626 Fire Board+ 1-S to both sides of the wall. Minimum 30 mm separation between pipes



A.4.1.1 Double side penetration seal with cables

Services	Maximum aperture	Classification
Electrical cables up to 21 mm Ø (single, bundled and on trays)		EI 45
Electrical cables up to 80 mm Ø (single, bundled and on trays)		E 45, EI 30

Ytelseserklæring
SikaSeal-626 Fire Board+

80113803
2021.10 , ver. 1
1549

**FOR NÆRMERE
INFORMASJON:**

Sika Norge AS
Sanitetsveien 1,
NO-2013 SKJETTEN, Norge

tlf. +47 67 06 79 00
www.sika.no

Cables including telecoms up to 21mm Ø in tied bundles up to 100mm Ø	1200 mm wide x 600 mm high		
Steel cable trays & ladders			
Unsheathed wires up to 24 mm Ø			E 45, EI 20
Plastic conduits maximum 32 mm diameter			EI 45

Services	Maximum Aperture	Insulation, minimum thickness and density - CS	Classification
Mild or stainless steel pipe	1200 mm wide x 600 mm high	None	EI 45 C/U
4 mm diameter/0.7-14.2 mm wall			E 45 C/U, EI 30 C/U
22 mm diameter/2.0-14.2 mm wall			
40 mm diameter/1.0-14.2 mm wall*		20 mm Stone wool insulation 80 kg/m ³	EI 45 C/U
40 mm diameter/1.0-14.2 mm wall*		30 mm Stone wool insulation 80 kg/m ³	EI 45 C/U
50 mm diameter/1.7-14.2 mm wall*			
60 mm diameter/1.8-14.2 mm wall*			
75 mm diameter/2.1-14.2 mm wall*			
90 mm diameter/2.3-14.2 mm wall*			
100 mm diameter/2.5-14.2 mm wall*			
115 mm diameter/2.8-14.2 mm wall*			
140 mm diameter/3.2-14.2 mm wall*			
165 mm diameter/ 3.6-14.2 mm wall*			
180 mm diameter/ 3.9-14.2 mm wall*			
200 mm diameter/ 4.2-14.2 mm wall*			
219 mm diameter/ 4.5-14.2 mm wall*			
250 mm diameter/ 5.0-14.2 mm wall*			
300 mm diameter/ 5.9-14.2 mm wall*			
324 mm diameter/ 6.35-14.2 mm wall*			

* Typical pipe diameters shown, see below graph for intermediate sizes
CS – Continuous Sustained

Ytelseserklæring
SikaSeal-626 Fire Board+

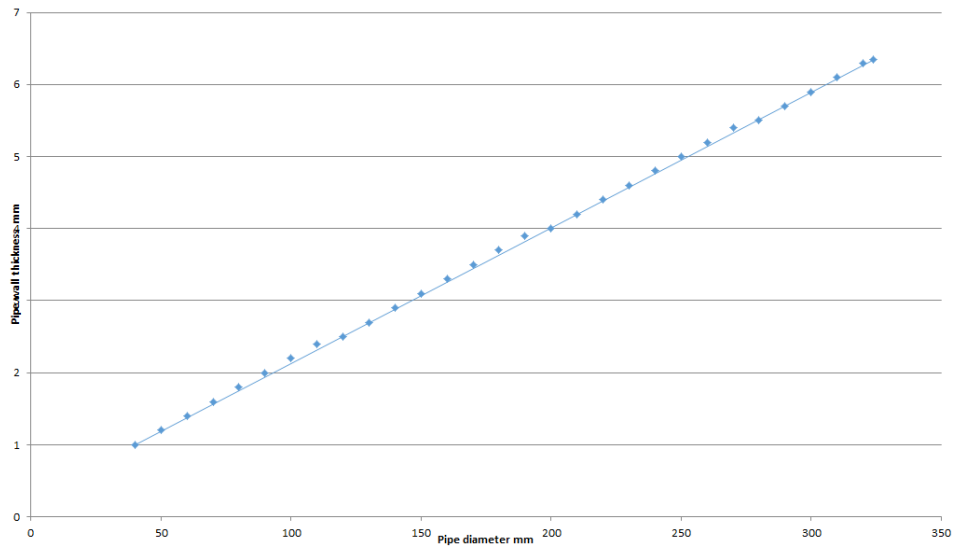
80113803
2021.10 , ver. 1
1549

FOR NÆRMERE INFORMASJON:

Sika Norge AS
Sanitetsveien 1,
NO-2013 SKJETTEN, Norge

tlf. +47 67 06 79 00
www.sika.no

Pipe diameter vs wall thickness



Ytelseserklæring
SikaSeal-626 Fire Board+

80113803
2021.10 , ver. 1
1549

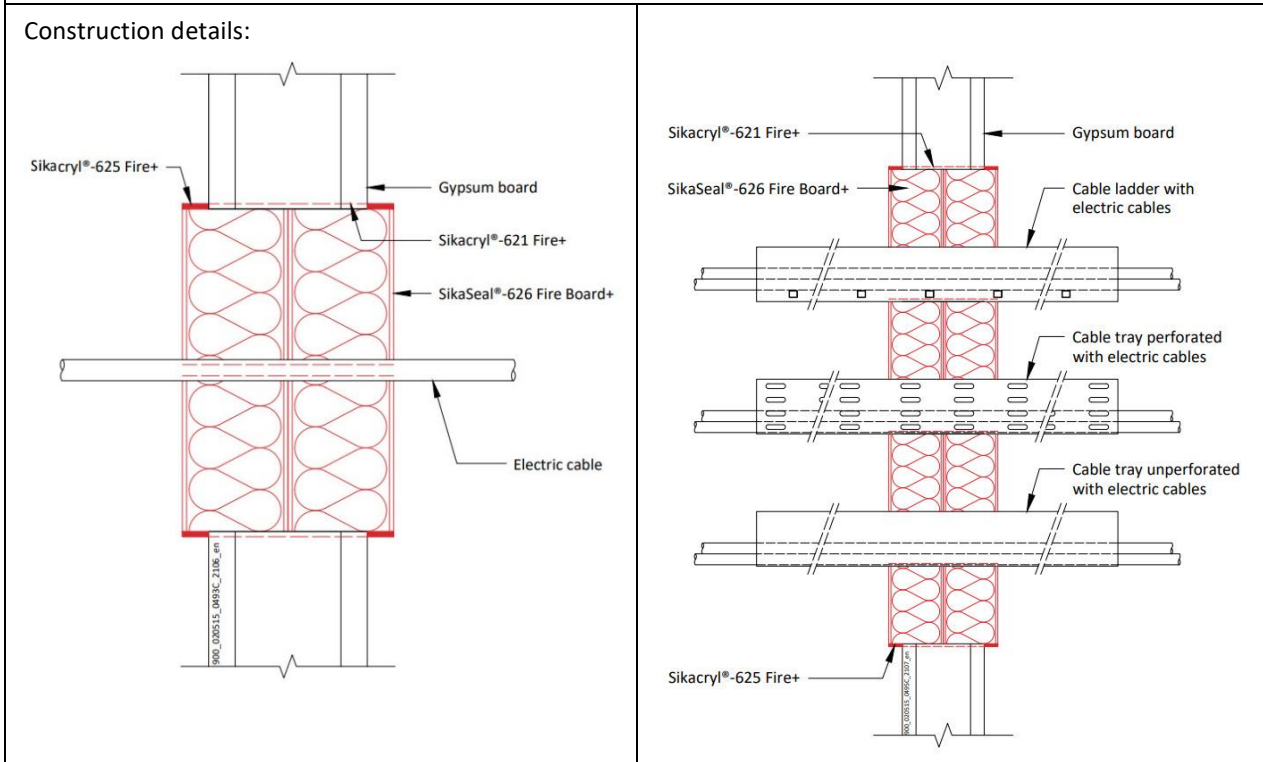
**FOR NÆRMERE
INFORMASJON:**

Sika Norge AS
Sanitetsveien 1,
NO-2013 SKJETTEN, Norge

tlf. +47 67 06 79 00
www.sika.no

A.4.2 Cable penetration seal with 2x SikaSeal-626 Fire Board+ 1-S

Penetration Seal: Cables fitted at any position within the aperture, with 50 mm SikaSeal-626 Fire Board+ 1-S to both sides of the wall.



A.4.2.1 Double side penetration seal with cables

Services	Maximum aperture	Classification
None (blank)	As section 2.5)	EI 60
Single electrical cables up to 21 mm Ø		EI 60
Electrical cables up to 80 mm Ø (single, bundled and on trays)		E 60, EI 45
Cables up to 21mm Ø in tied bundles up to 100mm Ø		EI 60
Steel cable trays & ladders		EI 60 C/U
Steel conduit up to 16 mm Ø		E 60 C/U, EI 45 C/U
Copper conduit up to 16 mm Ø		E 60, EI 30
Unsheathed wires up to 24 mm Ø		EI 60 C/U, EI 60 C/C
Plastic conduits up to 16 mm Ø		

Ytelseserklæring
SikaSeal-626 Fire Board+

80113803
2021.10 , ver. 1
1549

FOR NÆRMERE INFORMASJON:

Sika Norge AS
Sanitetsveien 1,
NO-2013 SKJETTEN, Norge

tlf. +47 67 06 79 00
www.sika.no

Ytelseserklæring
SikaSeal-626 Fire Board+

80113803
2021.10 , ver. 1
1549

**FOR NÆRMERE
INFORMASJON:**

Sika Norge AS
Sanitetsveien 1,
NO-2013 SKJETTEN, Norge

tlf. +47 67 06 79 00
www.sika.no

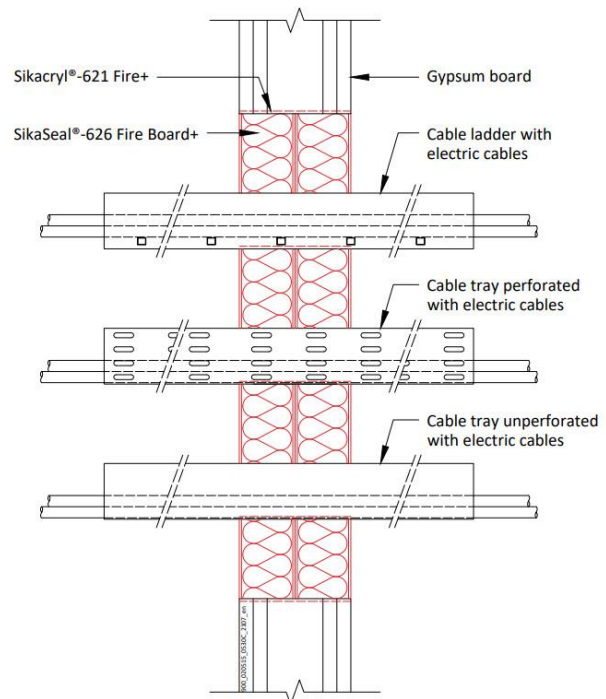
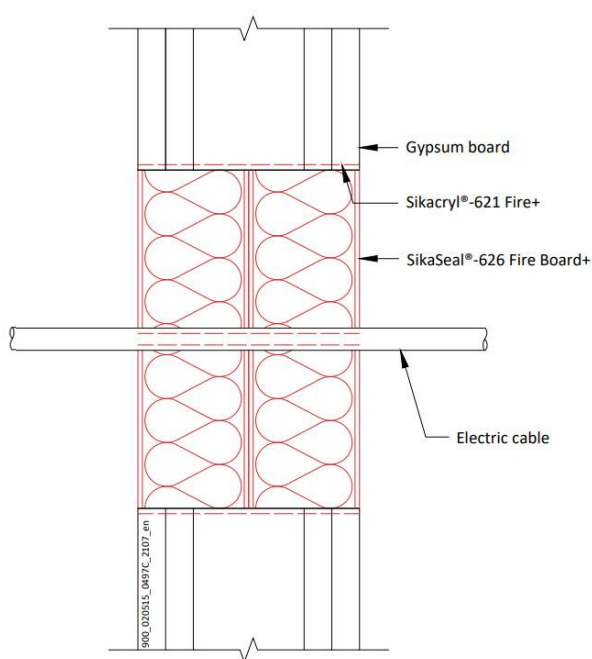


A.5 Flexible or rigid wall constructions according to 2. 2) with wall thickness of minimum 100 mm

A.5.1 Cable penetration seal with 2x SikaSeal-626 Fire Board+ 1-S

Penetration Seal: Cables fitted at any position within the aperture, with 50 mm SikaSeal-626 Fire Board+ 1-S to both sides of the wall.

Construction details:



A.5.1.1 Double side penetration seal with cables

Services	Maximum aperture	Classification
None (blank)	As section 2. 5)	EI 120
Single electrical cables up to 21 mm Ø		E 120, EI 60
Electrical cables up to 80 mm Ø (single, bundled and on trays)		EI 60
Cables up to 21mm Ø in tied bundles up to 100mm Ø		
Steel cable trays & ladders		EI 60 C/U
Steel conduit up to 16 mm Ø		E 60 C/U, EI 45 C/U
Copper conduit up to 16 mm Ø		E 60, EI 30
Unsheathed wires up to 24 mm Ø		EI 60 C/U, EI 60 C/C
Plastic conduits up to 16 mm Ø		

Ytelseserklæring
SikaSeal-626 Fire Board+

80113803
2021.10 , ver. 1
1549

**FOR NÆRMERE
INFORMASJON:**

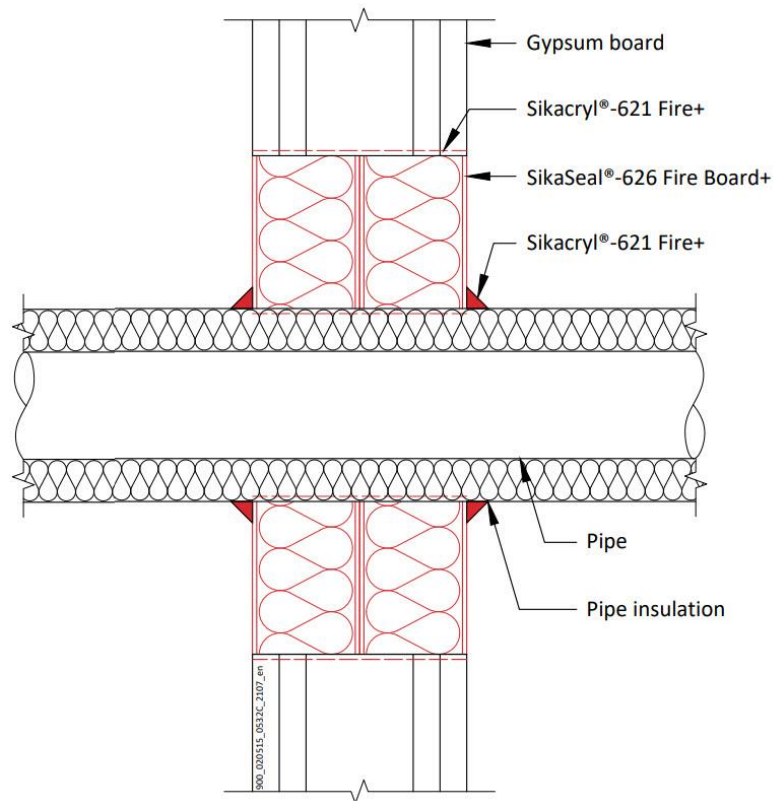
Sika Norge AS
Sanitetsveien 1,
NO-2013 SKJETTEN, Norge

tlf. +47 67 06 79 00
www.sika.no

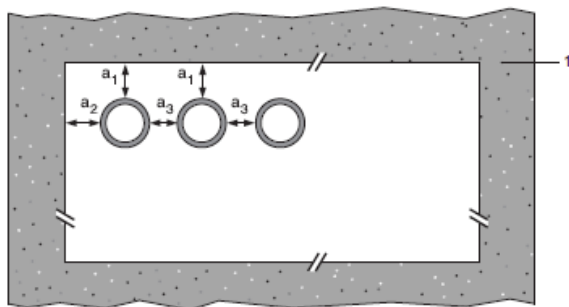
A.5.2 Pipe penetration seal with 2x SikaSeal-626 Fire Board+ 1-S

Penetration Seal: CS (Continuous Sustained) insulated metallic pipes fitted at any position within the aperture, with 50 mm SikaSeal-626 Fire Board+ 1-S to both sides of the wall. Minimum separation between penetration seals and seal edges of 30 mm.

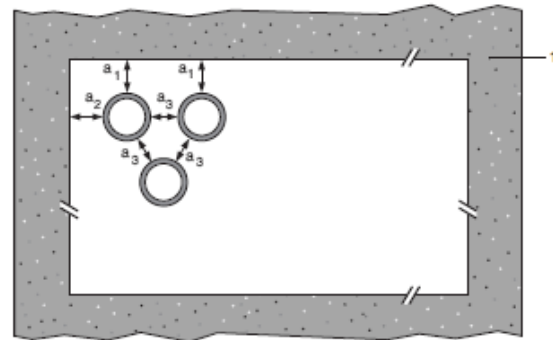
Construction details:



Configuration 1



Configuration 2



Key

- 1 Supporting construction
- a1 Pipe / top edge of seal separation
- a2 Pipe / side edge of seal separation
- a3 Pipe / pipe separation

Ytelseserklæring
SikaSeal-626 Fire Board+

80113803
2021.10 , ver. 1
1549

**FOR NÆRMERE
INFORMASJON:**

Sika Norge AS
Sanitetsveien 1,
NO-2013 SKJETTEN, Norge

tlf. +47 67 06 79 00
www.sika.no

Ytelseserklæring
SikaSeal-626 Fire Board+

80113803
2021.10 , ver. 1
1549

**FOR NÆRMERE
INFORMASJON:**

Sika Norge AS
Sanitetsveien 1,
NO-2013 SKJETTEN, Norge

tlf. +47 67 06 79 00
www.sika.no



A.5.2.1 Double side penetration seal with pipes

Services	Insulation	Classification
Mild or stainless steel pipe		
40 mm diameter/1-14.2 mm wall	20 mm thick stone, mineral wool min. 80 kg/m ³	EI 120 C/U
40 mm diameter/1-14.2 mm wall*	30-80 mm thick stone, mineral wool min. 80 kg/m ³	
50 mm diameter/1.2-14.2 mm wall*		
60 mm diameter/1.4-14.2 mm wall*		
75 mm diameter/1.6-14.2 mm wall*		
90 mm diameter/1.9-14.2 mm wall*		
100 mm diameter/2.1-14.2 mm wall*		
115 mm diameter/2.4-14.2 mm wall*		
140 mm diameter/2.9-14.2 mm wall*		
165 mm diameter/ 3.4-14.2 mm wall*		
180 mm diameter/ 3.6-14.2 mm wall*		
200 mm diameter/ 4.0-14.2 mm wall*		
219 mm diameter/ 4.3-14.2 mm wall*		
250 mm diameter/ 5.0-14.2 mm wall*		
300 mm diameter/ 5.9-14.2 mm wall*		
324 mm diameter/ 6.35-14.2 mm wall*		
PEX pipe in pipe system		
15 mm diameter x 2.5 mm wall inner /25mm diameter outer	None	EI 90 C/C

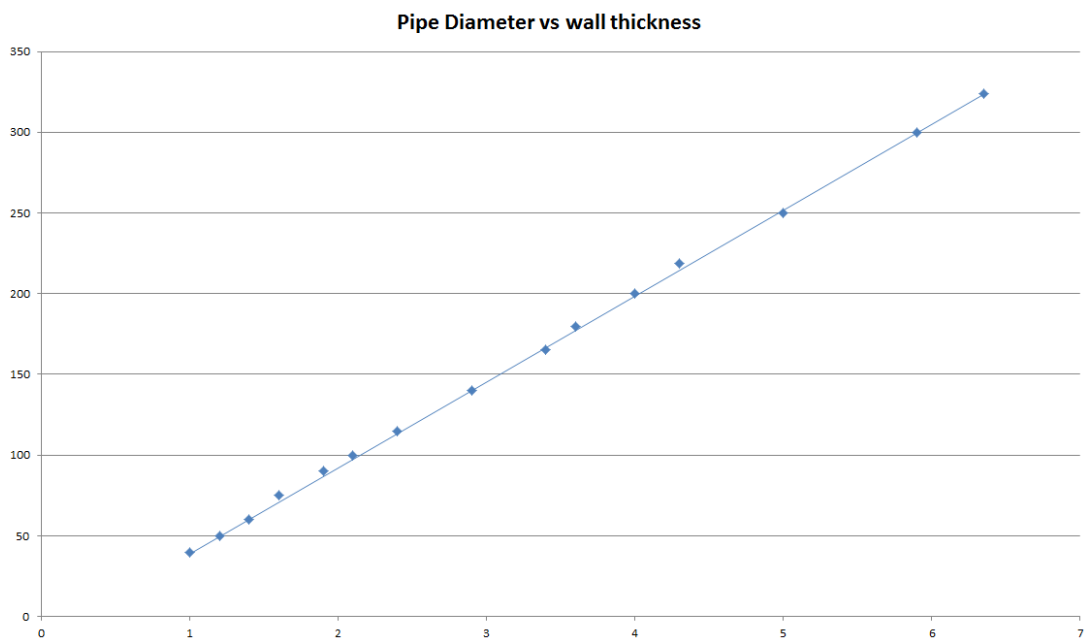
Ytelseserklæring
SikaSeal-626 Fire Board+

80113803
2021.10 , ver. 1
1549

FOR NÆRMERE INFORMASJON:

Sika Norge AS
Sanitetsveien 1,
NO-2013 SKJETTEN, Norge

tlf. +47 67 06 79 00
www.sika.no



Ytelseserklæring
SikaSeal-626 Fire Board+

80113803
2021.10 , ver. 1
1549

**FOR NÆRMERE
INFORMASJON:**

Sika Norge AS
Sanitetsveien 1,
NO-2013 SKJETTEN, Norge

tlf. +47 67 06 79 00
www.sika.no

Services	Insulation	Classification
Mild or stainless steel pipe	None	EI 120 C/U
4 mm diameter*		
5-22 mm diameter*		
Copper, mild or stainless steel pipe		
Up to 6 mm diameter/0.7-14.2 mm wall	None	E 120 C/C, EI 60 C/C
Up to 15 mm diameter/0.7-7.5 mm wall	20 mm thick glass or stone wool min. 75 kg/m ³	EI 60 C/C
16-54 mm diameter/0.7-14.2 mm wall*		E 60 C/C, EI 45 C/C
Up to 54 mm diameter/0.7-14.2 mm wall*	40 mm thick glass or stone wool min. 75 kg/m ³	EI 60 C/C
Alupex pipe		
16 -20 mm diameter/2.0 mm wall	None	EI 120 C/C
16 mm diameter/2.0-2.25 mm wall	20 mm thick glass or stone wool min. 75 kg/m ³	E 120 C/C, EI 90 C/C
16-75 mm diameter*	25-60 mm thick glass or stone wool min. 75 kg/m ³	E 120 C/C, EI 90 C/C
PVC-U~ pipe		
6 mm diameter*	None	EI 120 U/C
7-32 mm diameter*		EI 60 U/C
32 mm diameter*		EI 90 U/C
PE^ pipe		
20 mm diameter/2.0 mm wall	None	E 120 U/C, EI 90 U/C
21-32 mm diameter/2.0-3.0 mm wall		EI 60 U/C
32 mm diameter/3.0 mm wall		EI 90 U/C
PP pipe		
20 mm diameter/2.2 mm wall	None	E 120 U/C, EI 60 U/C
Up to 32 mm diameter/1.8 mm wall		

*See below graphs for interpolation pipe sizes

~ PVC-U pipe according to EN 1329-1, EN 1452-1 and EN 1453-1 and PVC-C according to EN 1566-1

^ PE pipe according to EN 1519-1, EN 12201-2 and EN 12666-1, ABS according to EN 1455-1 and pipes made from SAN+PVC according to EN 1565-1

Ytelseserklæring
SikaSeal-626 Fire Board+

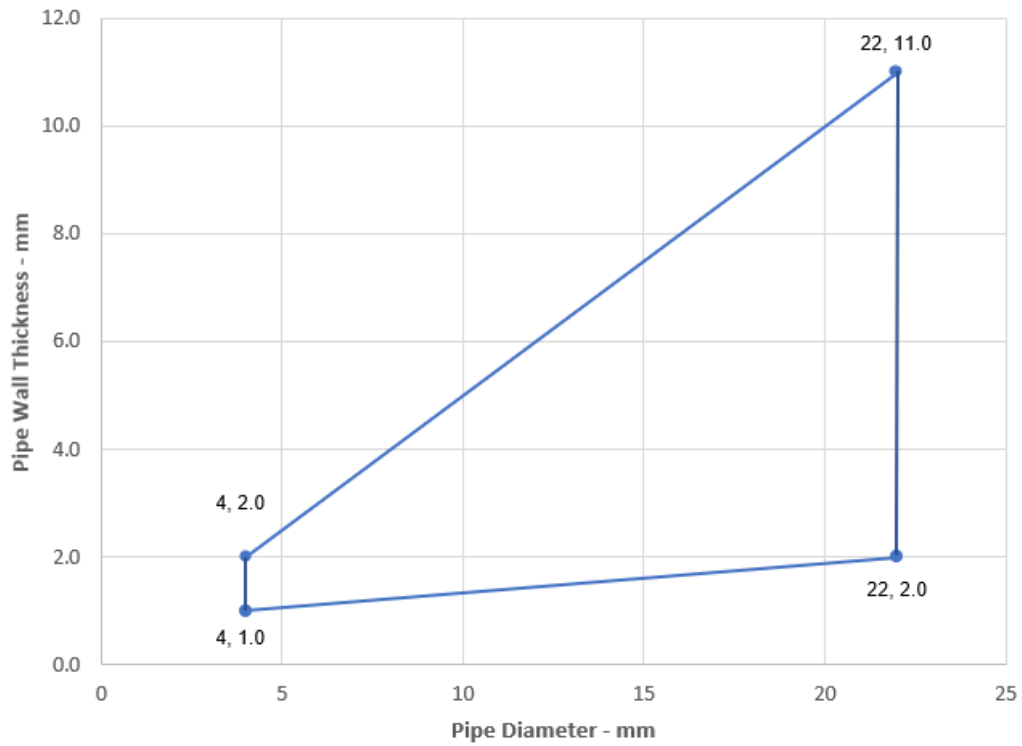
80113803
2021.10 , ver. 1
1549

FOR NÆRMERE INFORMASJON:

Sika Norge AS
Sanitetsveien 1,
NO-2013 SKJETTEN, Norge

tlf. +47 67 06 79 00
www.sika.no

Mild or Stainless Steel Pipes - E 120 C/U, EI 60 C/U



Ytelseserklæring
SikaSeal-626 Fire Board+

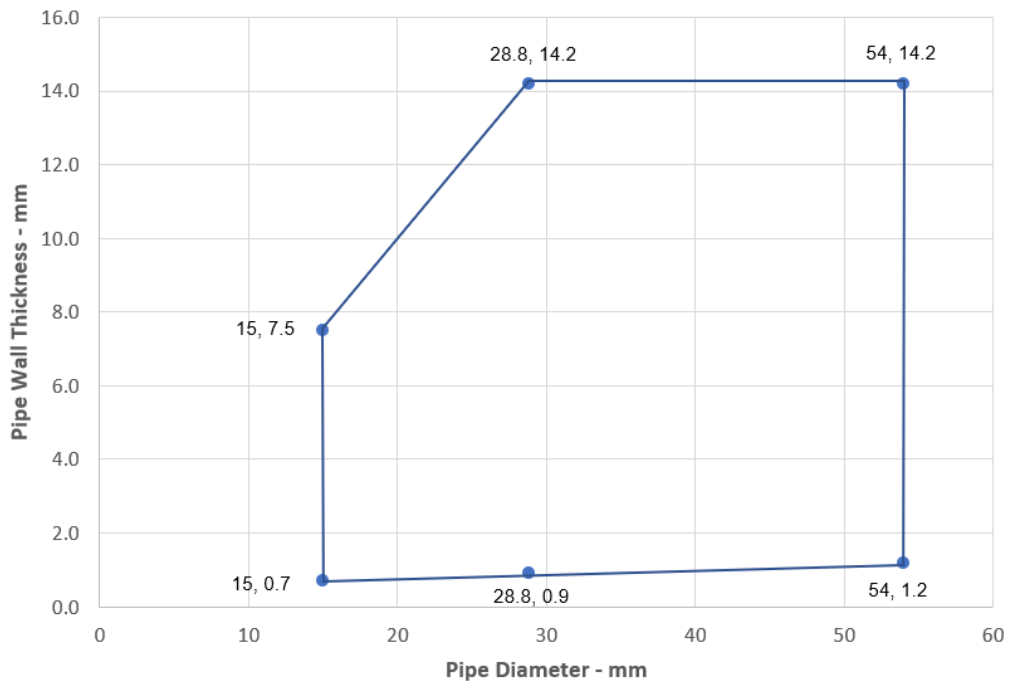
80113803
2021.10 , ver. 1
1549

FOR NÆRMERE INFORMASJON:

Sika Norge AS
Sanitetsveien 1,
NO-2013 SKJETTEN, Norge

tlf. +47 67 06 79 00
www.sika.no

Copper or Steel Pipes with Glass or Stone Wool Insulation - C/C



Ytelseserklæring
SikaSeal-626 Fire Board+

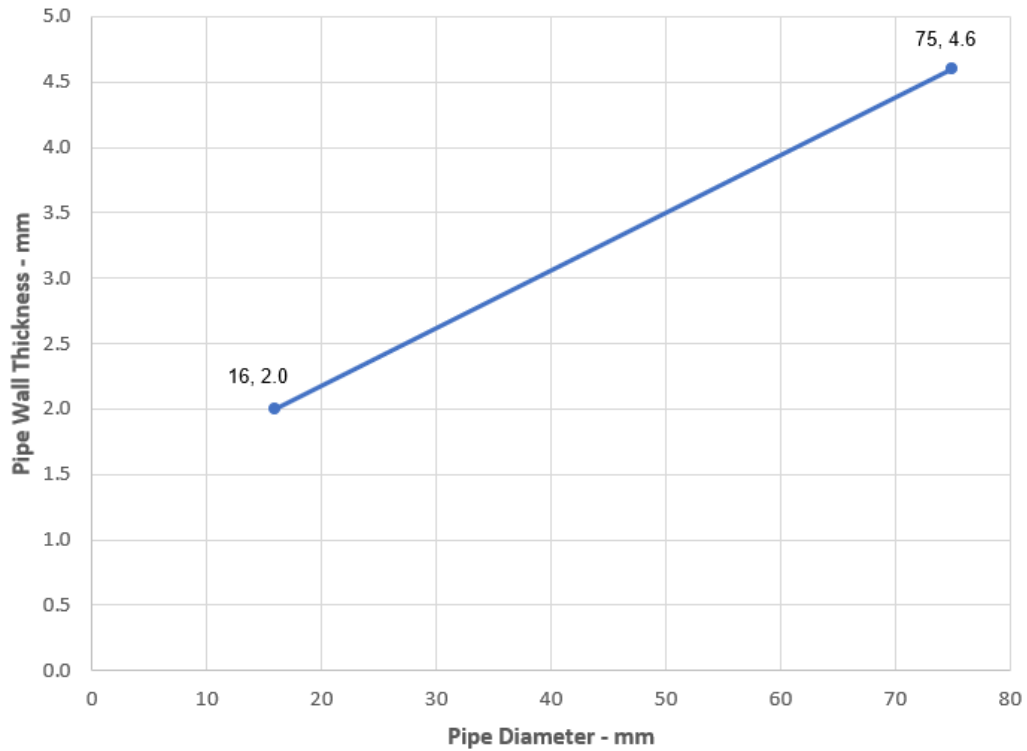
80113803
2021.10 , ver. 1
1549

FOR NÆRMERE INFORMASJON:

Sika Norge AS
Sanitetsveien 1,
NO-2013 SKJETTEN, Norge

tlf. +47 67 06 79 00
www.sika.no

Alupex Pipes - E 120 C/C, EI 90 C/C



Ytelseserklæring
SikaSeal-626 Fire Board+

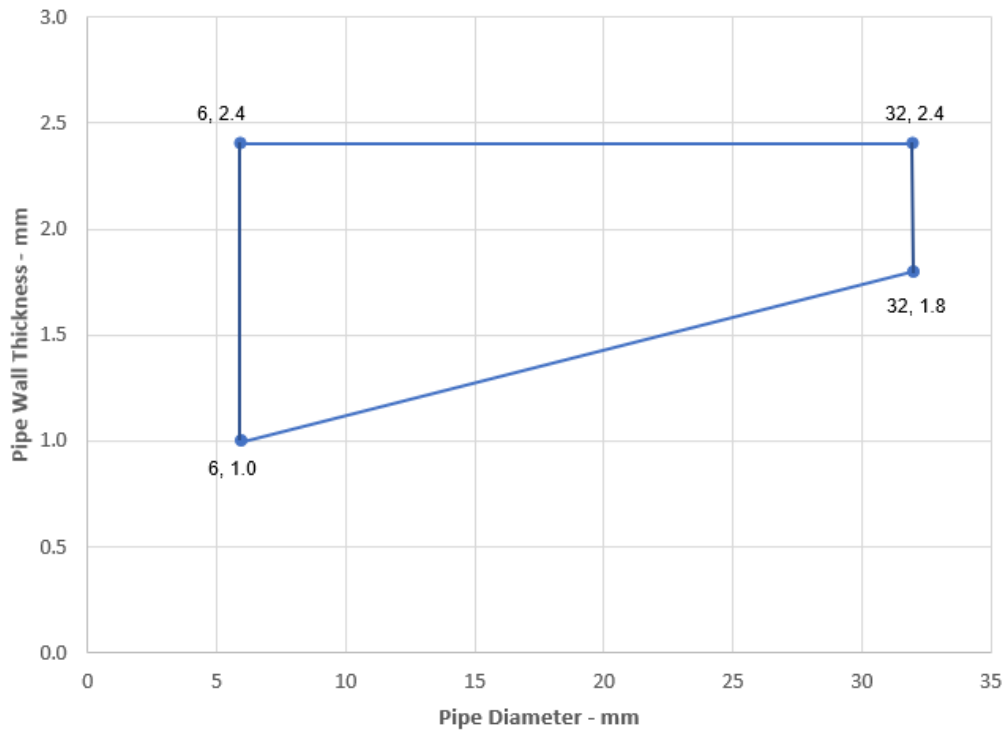
80113803
2021.10 , ver. 1
1549

FOR NÆRMERE INFORMASJON:

Sika Norge AS
Sanitetsveien 1,
NO-2013 SKJETTEN, Norge

tlf. +47 67 06 79 00
www.sika.no

PVC-U Pipes - EI 60 U/C



Ytelseserklæring
SikaSeal-626 Fire Board+

80113803
2021.10 , ver. 1
1549

FOR NÆRMERE INFORMASJON:

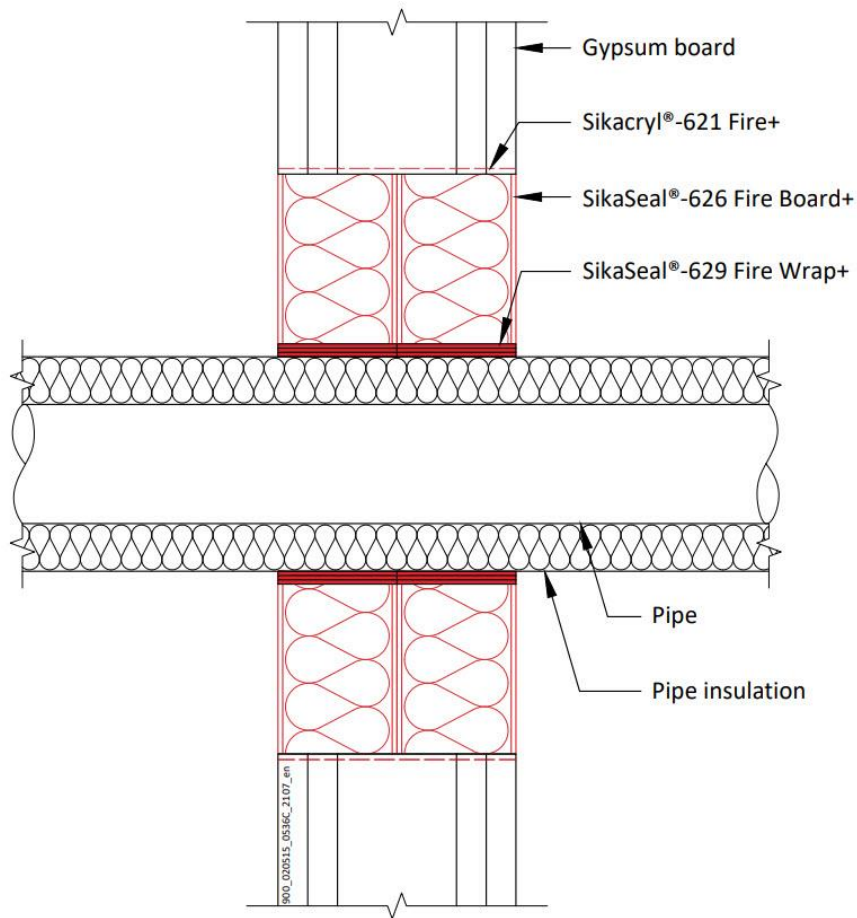
Sika Norge AS
Sanitetsveien 1,
NO-2013 SKJETTEN, Norge

tlf. +47 67 06 79 00
www.sika.no

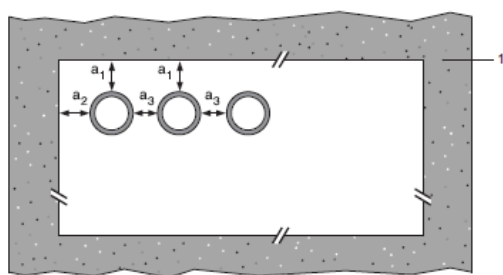
A.5.3 Pipe penetration seal with 2x SikaSeal-626 Fire Board+ 1-S

Penetration Seal: CS (Continuous Sustained) insulated metallic pipes fitted at any position within the aperture, with 50 mm SikaSeal-626 Fire Board+ 1-S to both sides of the wall. Minimum separation between penetration seals and seal edges of 30 mm. SikaSeal-629 Fire Wrap+ are required to be fitted around the pipe insulation.

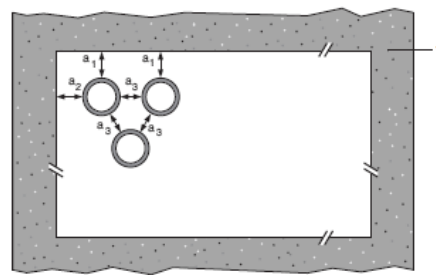
Construction details:



Configuration 1



Configuration 2



Key

- 1 Supporting construction
- a1 Pipe / top edge of seal separation
- a2 Pipe / side edge of seal separation

Ytelseserklæring
SikaSeal-626 Fire Board+

80113803
2021.10 , ver. 1
1549

**FOR NÆRMERE
INFORMASJON:**

Sika Norge AS
Sanitetsveien 1,
NO-2013 SKJETTEN, Norge

tlf. +47 67 06 79 00
www.sika.no

Ytelseserklæring
SikaSeal-626 Fire Board+

80113803
2021.10 , ver. 1
1549

**FOR NÆRMERE
INFORMASJON:**

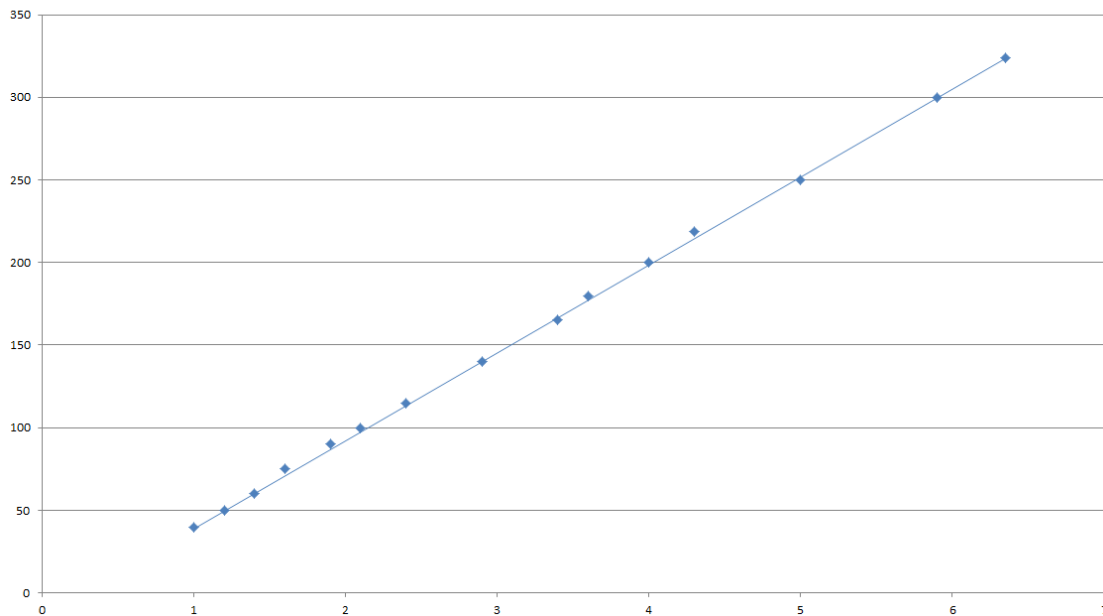
Sika Norge AS
Sanitetsveien 1,
NO-2013 SKJETTEN, Norge

tlf. +47 67 06 79 00
www.sika.no

A.5.3.1 Double side penetration seal with pipes

Services	Insulation	SikaSeal-629 Fire Wrap+	Classification
Mild or stainless steel pipe	32-50 mm thick Elastomeric insulation minimum class B-s3, d0 or PE Foam insulation	3 layers 50 x 1.8 mm	EI 90 C/U
40 mm diameter/1-14.2 mm wall*			
50 mm diameter/1.2-14.2 mm wall*			
60 mm diameter/1.4-14.2 mm wall*			
75 mm diameter/1.6-14.2 mm wall*			
90 mm diameter/1.9-14.2 mm wall*			
100 mm diameter/2.1-14.2 mm wall*			
115 mm diameter/2.4-14.2 mm wall*			
140 mm diameter/2.9-14.2 mm wall*			
165 mm diameter/ 3.4-14.2 mm wall*			
180 mm diameter/ 3.6-14.2 mm wall*			
200 mm diameter/ 4.0-14.2 mm wall*			
219 mm diameter/ 4.3-14.2 mm wall*			
250 mm diameter/ 5.0-14.2 mm wall*			
300 mm diameter/ 5.9-14.2 mm wall*			
324 mm diameter/ 6.35-14.2 mm wall*			

Pipe Diameter vs wall thickness



Ytelseserklæring
SikaSeal-626 Fire Board+

80113803
2021.10 , ver. 1
1549

FOR NÆRMERE INFORMASJON:

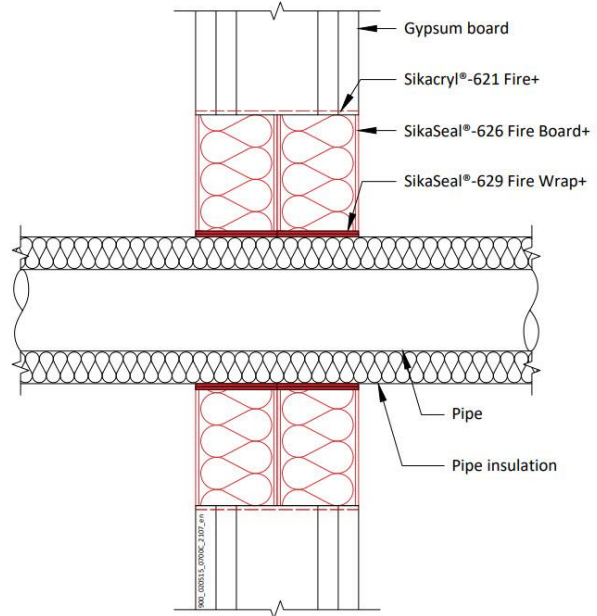
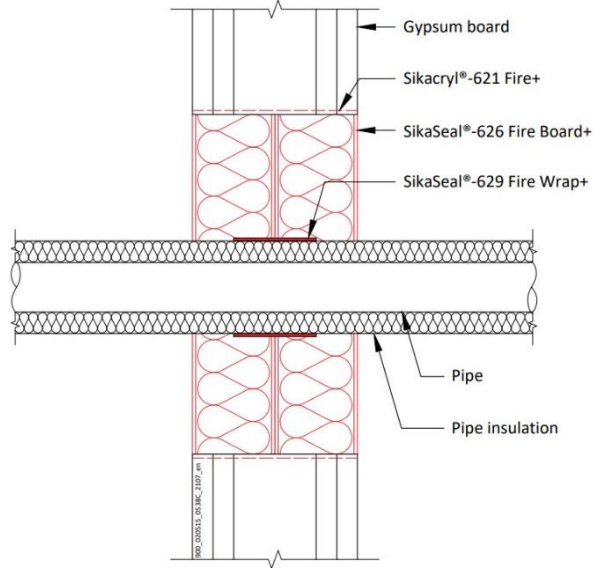
Sika Norge AS
Sanitetsveien 1,
NO-2013 SKJETTEN, Norge

tlf. +47 67 06 79 00
www.sika.no

A.5.4 Pipe penetration seal with 2x SikaSeal-626 Fire Board+ 1-S

Penetration Seal: CS (Continuous Sustained) insulated metallic pipes fitted at any position within the aperture, with 50 mm SikaSeal-626 Fire Board+ 1-S to both sides of the wall. SikaSeal-629 Fire Wrap+ are required to be fitted around the pipe insulation.

Construction details:



Ytelseserklæring
SikaSeal-626 Fire Board+

80113803
2021.10 , ver. 1
1549

**FOR NÆRMERE
INFORMASJON:**

Sika Norge AS
Sanitetsveien 1,
NO-2013 SKJETTEN, Norge

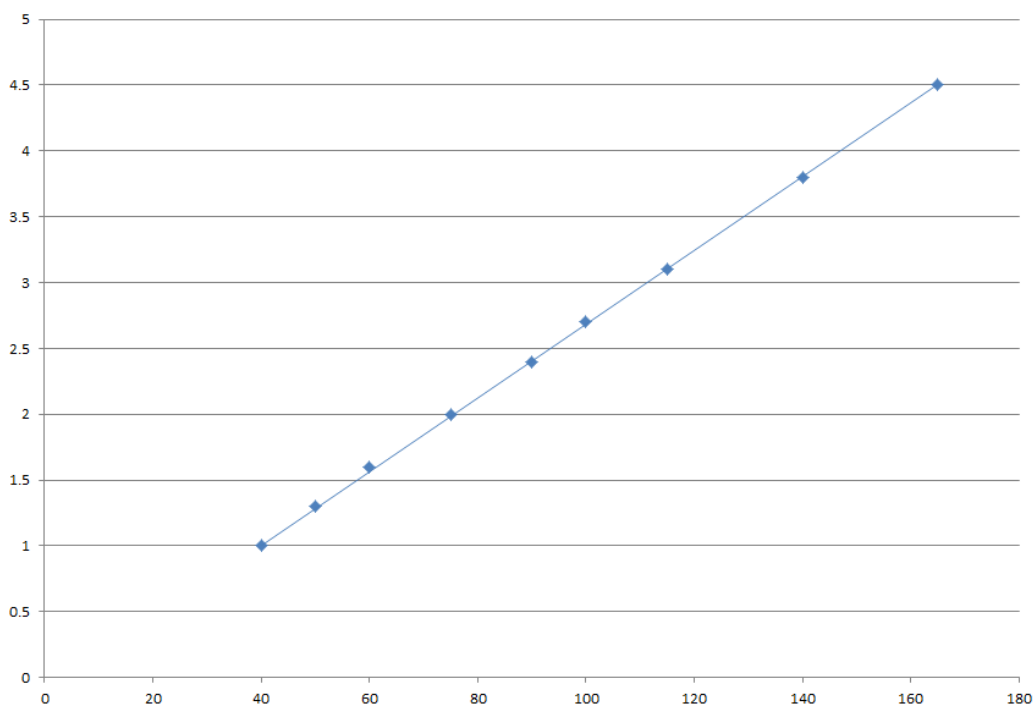
tlf. +47 67 06 79 00
www.sika.no

A.5.4.1 Two layer penetration seal with pipes

Services	Wrap	Insulation	Classification
Mild or stainless steel pipe			
Up to 40 mm diameter/1-14.2 mm wall	50 x 1.8 mm SikaSeal-629 Fire Wrap+ fitted centrally	13 mm elastomeric insulation minimum class B-s3, d0 or PE Foam insulation	EI 120 U/C, EI 120 U/U, EI 120 C/U, EI 120 C/C
Up to 40 mm diameter/1-14.2 mm wall*	2 off 50 x 3.6 mm SikaSeal-629 Fire Wrap+, one fitted flush to each face of seal	13 – 32 mm elastomeric insulation minimum class B-s3, d0 or PE Foam insulation	E 120 U/C, E 120 U/U, E 120 C/U, E 120 C/C, EI 60 U/C, EI 60 U/U, EI 60 C/U, EI 60 C/C
50 mm diameter/1.3-14.2 mm wall*			
60 mm diameter/1.6-14.2 mm wall*			
75 mm diameter/2-14.2 mm wall*			
90 mm diameter/2.4-14.2 mm wall*			
100 mm diameter/2.7-14.2 mm wall*			
115 mm diameter/3.1-14.2 mm wall*			
140 mm diameter/3.8-14.2 mm wall*			
165 mm diameter/ 4.5-14.2 mm wall*			

* Typical pipe diameters shown, see below graph for intermediate sizes

Pipe diameter vs Wall thickness



Ytelseserklæring
SikaSeal-626 Fire Board+

80113803
2021.10 , ver. 1
1549

FOR NÆRMERE INFORMASJON:

Sika Norge AS
Sanitetsveien 1,
NO-2013 SKJETTEN, Norge

tlf. +47 67 06 79 00
www.sika.no

Ytelseserklæring
SikaSeal-626 Fire Board+

80113803
2021.10 , ver. 1
1549

**FOR NÆRMERE
INFORMASJON:**

Sika Norge AS
Sanitetsveien 1,
NO-2013 SKJETTEN, Norge

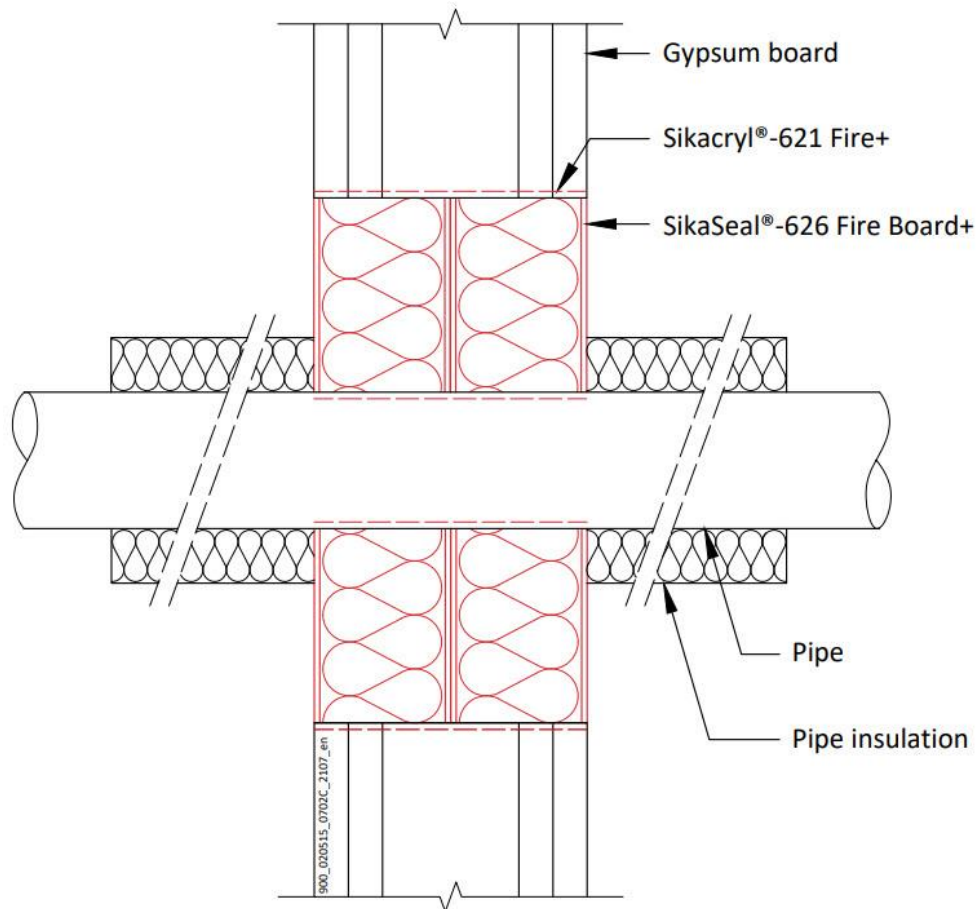
tlf. +47 67 06 79 00
www.sika.no



A.5.5 Pipe penetration seal with 2x SikaSeal-626 Fire Board+ 1-S

Penetration Seal: 500 mm (min.) LI (Local Interrupted) or CI (Continuous Interrupted) insulated or uninsulated metallic and composite pipes fitted at any position within the aperture, with 50 mm SikaSeal-626 Fire Board+ 1-S to both sides of the wall.

Construction details:



Ytelseserklæring
SikaSeal-626 Fire Board+

80113803
2021.10 , ver. 1
1549

FOR NÆRMERE INFORMASJON:

Sika Norge AS
Sanitetsveien 1,
NO-2013 SKJETTEN, Norge

tlf. +47 67 06 79 00
www.sika.no

A.5.5.1 Two layer penetration seal with pipes

Services	Insulation (minimum thickness and density)	Classification
Copper pipe up to 54 mm diameter/1-14.2 mm wall	20 mm stone wool 80 kg/m ³	EI 120 C/C
Mild or stainless steel pipe 114 mm diameter/11 mm wall	None	E 90 C/U, EI 20 C/U

Services	Insulation (minimum thickness and density)	Classification
Mild or stainless steel pipe		
40 mm diameter/1-14.2 mm wall	20 mm stone wool 80 kg/m ³	EI 120 C/U
40 mm diameter/1-14.2 mm wall*	30 mm stone wool 80 kg/m ³	E 120 C/U, EI 90 C/U
50 mm diameter/1.2-14.2 mm wall*		
60 mm diameter/1.4-14.2 mm wall*		
75 mm diameter/1.7-14.2 mm wall*		
90 mm diameter/2-14.2 mm wall*		
100 mm diameter/2.2-14.2 mm wall*		
115 mm diameter/2.5-14.2 mm wall*		
140 mm diameter/3-14.2 mm wall*		
165 mm diameter/3.5-14.2 mm wall*		
180 mm diameter/3.8-14.2 mm wall*		
200 mm diameter/4.2-14.2 mm wall*		
219 mm diameter/4.5-14.2 mm wall*		

* Typical pipe diameters shown, see below graph for intermediate sizes

Ytelseserklæring
SikaSeal-626 Fire Board+

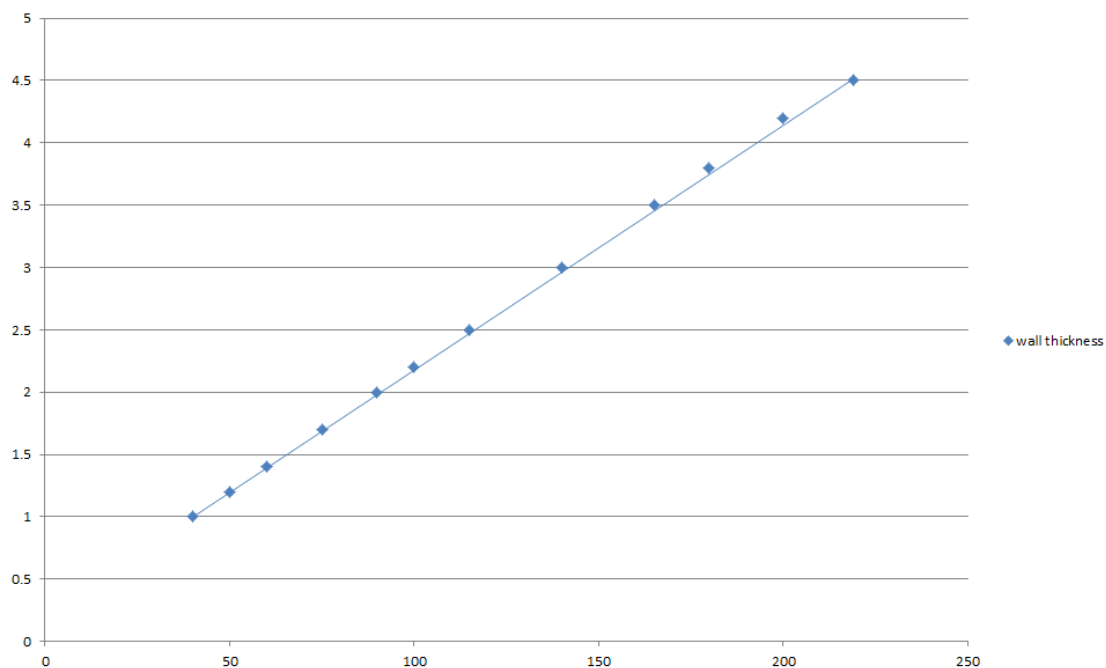
80113803
2021.10 , ver. 1
1549

FOR NÆRMERE INFORMASJON:

Sika Norge AS
Sanitetsveien 1,
NO-2013 SKJETTEN, Norge

tlf. +47 67 06 79 00
www.sika.no

Pipe diameter vs Wall thickness



Services	Insulation (minimum thickness and density)	Classification
Alupex pipe		
16 mm diameter/2.25 mm wall	20 mm stone wool 80 kg/m ³	EI 120 C/C
20 mm diameter/2.5 mm wall		EI 60 C/C
26 mm diameter/3 mm wall		
32 mm diameter/3 mm wall		
40 mm diameter/3.5 mm wall		
50 mm diameter/4 mm wall		
63 mm diameter/4.5 mm wall		
75 mm diameter/4.7 mm wall		

Ytelseserklæring
SikaSeal-626 Fire Board+

80113803
2021.10 , ver. 1
1549

**FOR NÆRMERE
INFORMASJON:**

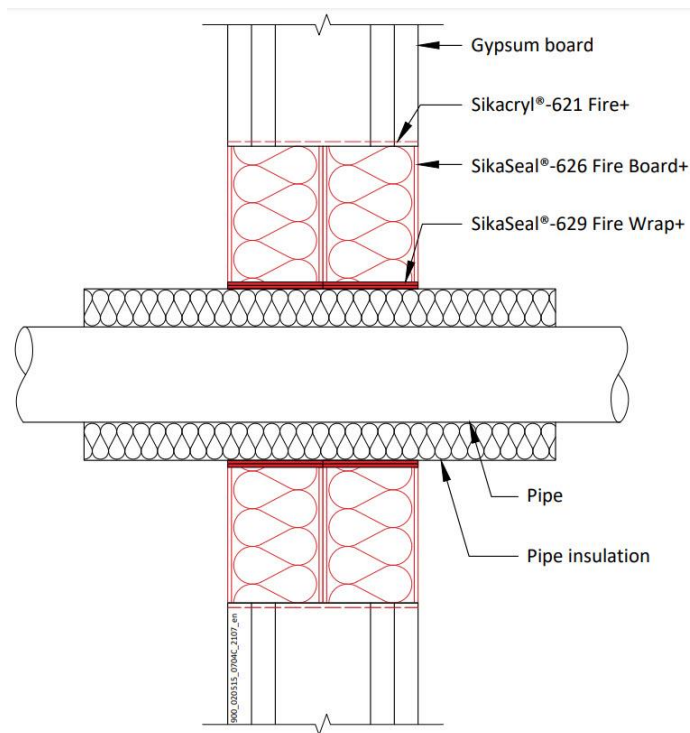
Sika Norge AS
Sanitetsveien 1,
NO-2013 SKJETTEN, Norge

tlf. +47 67 06 79 00
www.sika.no

A.5.6 Pipe penetration seal with 2x SikaSeal-626 Fire Board+ 1-S

Penetration Seal: LS (Local Sustained) or CS (Continuous Sustained) insulated metallic and composite pipes fitted at any position within the aperture, with 50 mm SikaSeal-626 Fire Board+ 1-S to both sides of the wall. SikaSeal-629 Fire Wrap+ are required to be fitted around the pipe to both sides of the seal.

Construction details:



Ytelseserklæring
SikaSeal-626 Fire Board+

80113803
2021.10 , ver. 1
1549

FOR NÆRMERE INFORMASJON:

Sika Norge AS
Sanitetsveien 1,
NO-2013 SKJETTEN, Norge

tlf. +47 67 06 79 00
www.sika.no

A.5.6.1 Two layer penetration seal with pipes

Services	Wrap	Insulation	Classification
Mild or stainless steel pipe			
16 mm diameter/1.0 mm wall	50 x 1.8 mm SikaSeal-629 Fire Wrap+ fitted to both sides of the seal	15 mm phenolic foam insulation (CS)	EI 90 C/U
16-273 mm diameter/1.0-14.2 mm wall*		25-100 mm phenolic foam insulation (CS)	
Copper pipe			
12 mm diameter/1 mm wall	50 x 3.6 mm SikaSeal-629 Fire Wrap+ fitted to both sides of the seal	9 mm elastomeric insulation minimum class B-s3, d0 or PE Foam insulation (LS and CS)	EI 120 C/C
12-54 mm diameter/1-1.2 mm wall		9-13 mm elastomeric insulation minimum class B-s3, d0 or PE Foam insulation (LS and CS)	E 120 C/C, EI 90 C/C
12-54 mm diameter/1-1.2 mm wall		13-25 mm elastomeric insulation minimum class B-s3, d0 or PE Foam insulation (LS and CS)	E 120 C/C, EI 60 C/C

*See below graph for interpolation pipe sizes

Ytelseserklæring
SikaSeal-626 Fire Board+

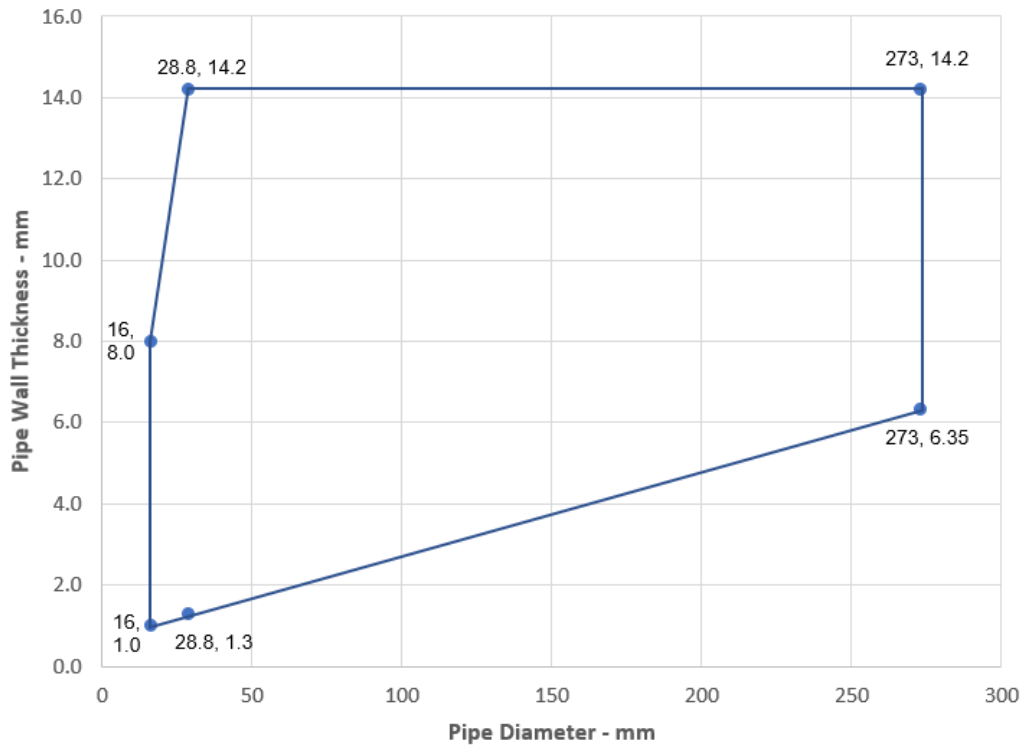
80113803
2021.10 , ver. 1
1549

FOR NÆRMERE INFORMASJON:

Sika Norge AS
Sanitetsveien 1,
NO-2013 SKJETTEN, Norge

tlf. +47 67 06 79 00
www.sika.no

Steel Pipes with Phenolic Foam Insulation - C/U



Services	Wrap	Insulation	Classification
Alupex pipe			
16 mm diameter/2.25 mm wall	50 x 3.6 mm SikaSeal-629 Fire Wrap+ fitted to both sides of the seal	9-25 mm elastomeric insulation minimum class B-s3, d0 or PE Foam insulation	EI 120 C/C
20 mm diameter/2.5 mm wall			
26 mm diameter/3 mm wall			
32 mm diameter/3 mm wall			
40 mm diameter/3.5 mm wall			
50 mm diameter/4 mm wall			
63 mm diameter/4.5 mm wall			
75 mm diameter/4.7 mm wall			
25 mm diameter/2.5 mm wall		13 mm polyethylene foam with plastic sheaving	E 90 C/C, EI 60 C/C

Services	Outer diameter including insulation	Pipe wrap	Pipe insulation	Classification
----------	-------------------------------------	-----------	-----------------	----------------

Ytelseserklæring
SikaSeal-626 Fire Board+

80113803
2021.10 , ver. 1
1549

FOR NÆRMERE INFORMASJON:

Sika Norge AS
Sanitetsveien 1,
NO-2013 SKJETTEN, Norge

tlf. +47 67 06 79 00
www.sika.no

PE pipe according to EN 1519-1, EN 12201-2 and EN 12006-1, ABS according to EN 1455-1 and pipes made from SAN+PVC according to EN 1565-1				
Maximum 160 mm diameter pipe*	Maximum 68 mm diameter	50 x 3.6 mm SikaSeal-629 Fire Wrap+ fitted to both sides of the seal	9-50 mm Elastomeric insulation minimum class B-s3, d0 or PE Foam insulation	EI 60 C/C
	Maximum 178 mm diameter	50 x 10.8 mm SikaSeal-629 Fire Wrap+ fitted to both sides of the seal		
	Maximum 260 mm diameter	50 x 18.0 mm SikaSeal-629 Fire Wrap+ fitted to both sides of the seal		
PP pipe according to EN 1852-1: 2009				
Maximum 160 mm diameter pipe*	Maximum 68 mm diameter	50 x 3.6 mm SikaSeal-629 Fire Wrap+ fitted to both sides of the seal	9-50 mm Elastomeric insulation minimum class B-s3, d0 or PE Foam insulation	EI 60 C/C
	Maximum 178 mm diameter	50 x 10.8 mm SikaSeal-629 Fire Wrap+ fitted to both sides of the seal		
	Maximum 260 mm diameter	50 x 18.0 mm SikaSeal-629 Fire Wrap+ fitted to both sides of the seal		

*See below graph for interpolation pipe sizes

Ytelseserklæring
SikaSeal-626 Fire Board+

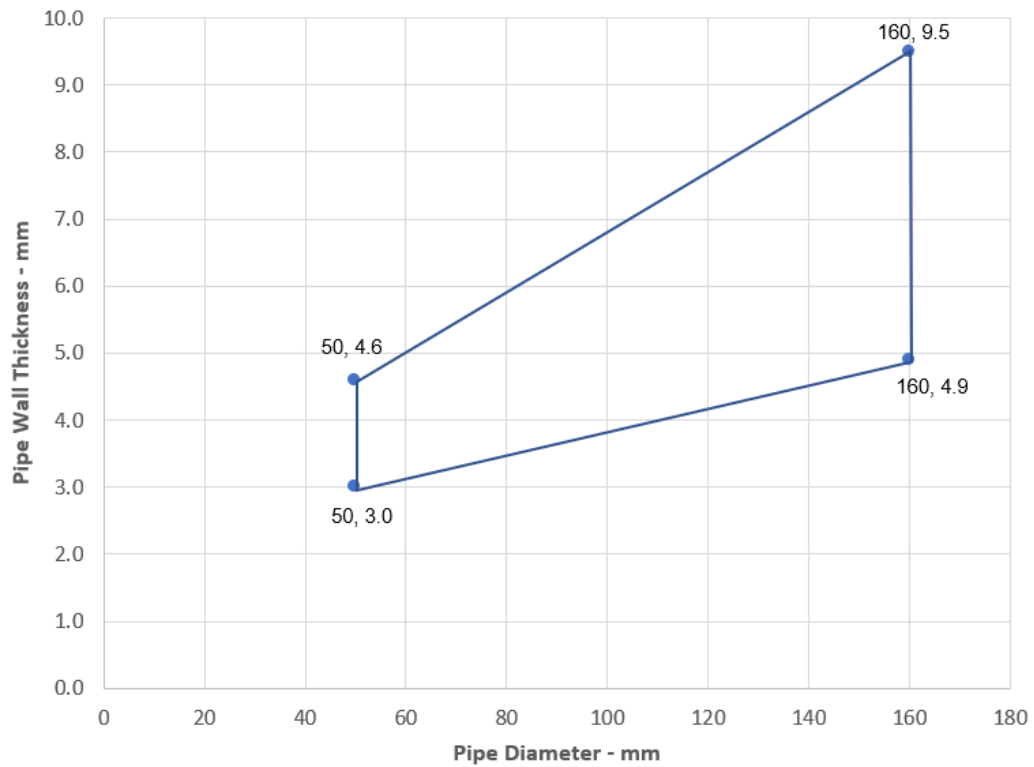
80113803
2021.10 , ver. 1
1549

FOR NÆRMERE INFORMASJON:

Sika Norge AS
Sanitetsveien 1,
NO-2013 SKJETTEN, Norge

tlf. +47 67 06 79 00
www.sika.no

PE Pipes - EI 60 C/C



Ytelseserklæring
SikaSeal-626 Fire Board+

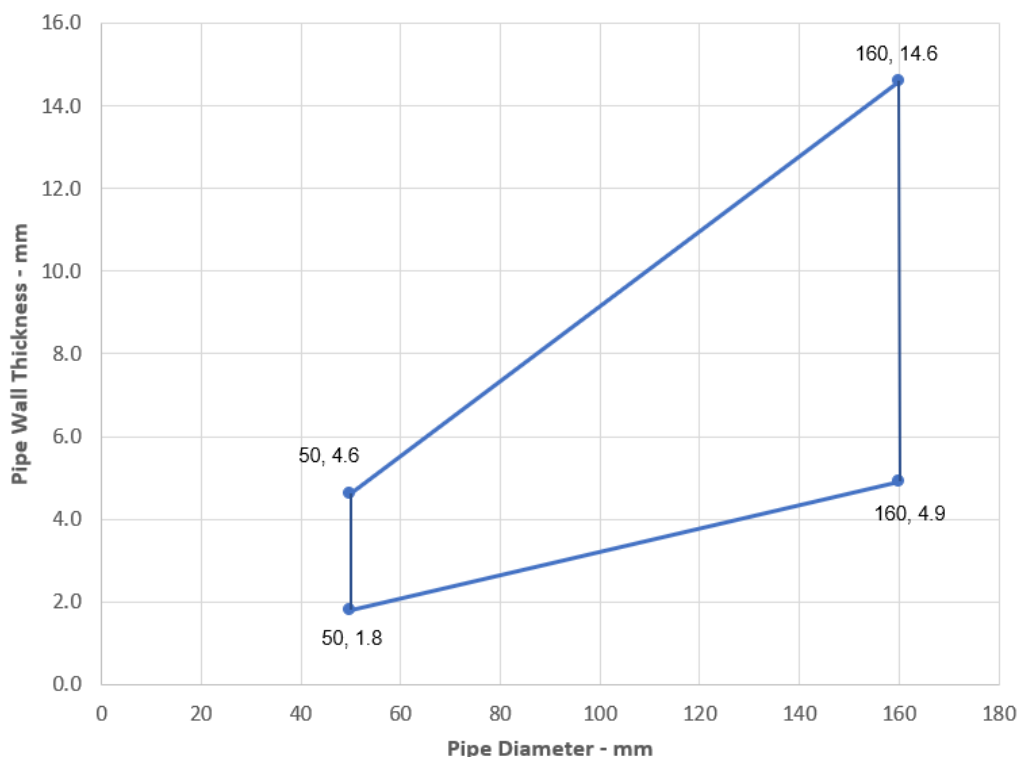
80113803
2021.10 , ver. 1
1549

FOR NÆRMERE INFORMASJON:

Sika Norge AS
Sanitetsveien 1,
NO-2013 SKJETTEN, Norge

tlf. +47 67 06 79 00
www.sika.no

PP Pipes - EI 60 C/C



A.5.7 SikaSeal-629 Fire Wrap+ penetration seal for plastic pipes, in 2x SikaSeal-626 Fire Board+ 1-S, in flexible or rigid walls

Penetration Seal: Combustible pipes sealed with SikaSeal-629 Fire Wrap+, to both sides of the wall. Minimum separation between penetration seals and seal edges of 30 mm. (Configuration 1 & 2).

Ytelseserklæring
SikaSeal-626 Fire Board+

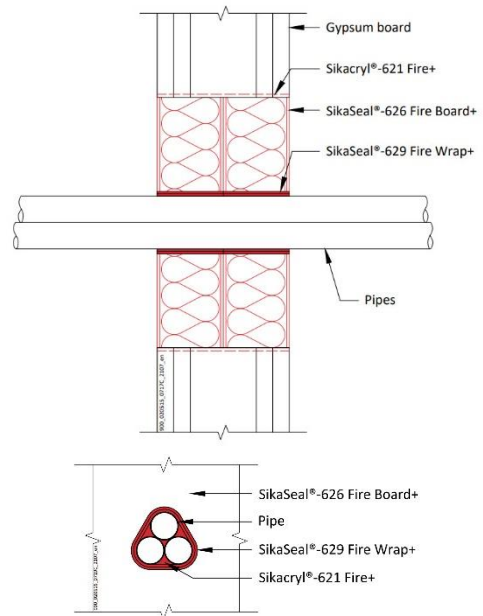
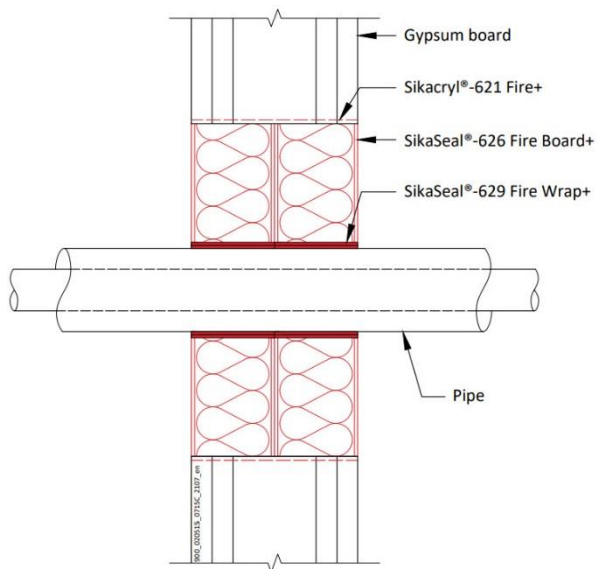
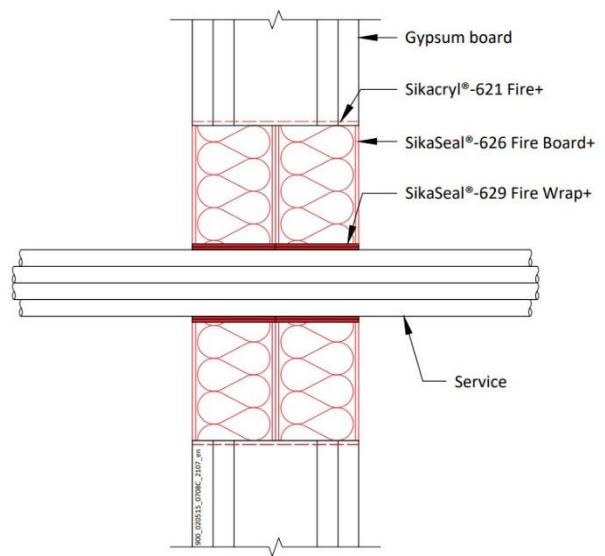
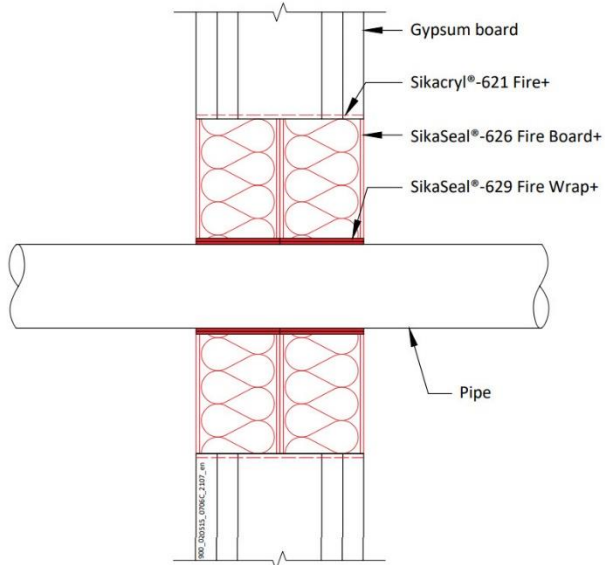
80113803
2021.10 , ver. 1
1549

FOR NÆRMERE INFORMASJON:

Sika Norge AS
Sanitetsveien 1,
NO-2013 SKJETTEN, Norge

tlf. +47 67 06 79 00
www.sika.no

Construction details:



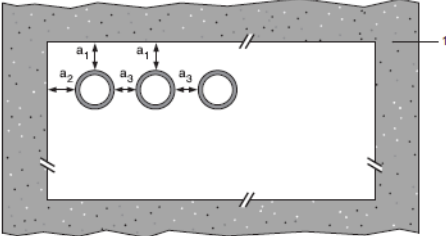
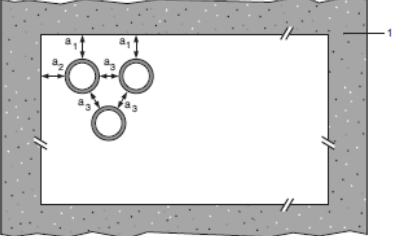
Ytelseserklæring
SikaSeal-626 Fire Board+

80113803
2021.10 , ver. 1
1549

**FOR NÆRMERE
INFORMASJON:**

Sika Norge AS
Sanitetsveien 1,
NO-2013 SKJETTEN, Norge

tlf. +47 67 06 79 00
www.sika.no

Configuration 1	Configuration 2
	
<p>Key</p> <p>1 Supporting construction</p> <p>a1 Pipe / top edge of seal separation</p> <p>a2 Pipe / side edge of seal separation</p> <p>a3 Pipe / pipe separation</p>	

Ytelseserklæring
SikaSeal-626 Fire Board+

80113803
2021.10 , ver. 1
1549

**FOR NÆRMERE
INFORMASJON:**

Sika Norge AS
Sanitetsveien 1,
NO-2013 SKJETTEN, Norge

tlf. +47 67 06 79 00
www.sika.no

A.5.7.1

Services	Wraps (both sides)	Permitted configuration for seal separation	Classification
PVC-U pipe according to EN 1329-1, EN 1452-2 and EN 1453-1 and PVC-C according to EN 1566-1			
Diameter up to 40 mm, wall thickness 1.9 – 3.0 mm	50 x 1.8 mm (1 layer)	1 & 2	EI 120 U/U, EI 120 C/U, EI 120 U/C, EI 120 C/C
Diameter up to 110 mm, wall thickness 2.7 – 6.6 mm	50 x 3.6 mm (2 x 1.8 layer)		E 120 U/C, E 120 C/C EI 90 U/C, EI 90 C/C
Diameter up to 125 mm, wall thickness 3.7 – 7.4 mm	50 x 5.4 mm (3 x 1.8 layer)		
Diameter up to 160 mm, wall thickness 9.5 mm *	50 x 7.2 mm (4 x 1.8 layer)		E 90 U/C, E 90 C/C EI 60 U/C, EI 60 C/C
Diameter up to 160 mm, wall thickness 4.0-9.5 mm *	50 x 10.8 mm (6 x 1.8 layer)		
Diameter up to 200 mm, wall thickness 4.9-11.9 mm	50 x 10.8 mm (6 x 1.8 layer)		EI 90 C/C
Diameter up to 315 mm, wall thickness 7.7-12.1 mm*	50 x 18 mm (10 x 1.8 layers)		EI 90 C/C
Diameter up to 400 mm, wall thickness 9.8-15.3 mm*	50 x 28.8 mm (16 x 1.8 layers)		EI 90 C/C
Diameter up to 110 mm, wall thickness 2.7–6.6 mm, fully or partially filled conduits with cables up to 14 mm diameter	50 x 3.6 mm (2 x 1.8 layers)		E 120 U/C, EI 90 U/C
Diameter up to 32 mm Ø, wall thickness 1.5-2.4 mm with or without cables up to 14 mm Ø, in pipe bundles up to 110 mm Ø ¹⁾	50 x 3.6 mm (2 x 1.8 layers)		EI 90 U/C
PE pipe according to EN 1519-1, EN 12201-2 and EN 12006-1, ABS according to EN 1455-1 and pipes made from SAN+PVC according to EN 1565-1			
Diameter up to 40 mm, wall thickness 2.4 – 3.7 mm	50 x 1.8 mm (1 layer)	1 & 2	EI 120 U/U, EI 120 C/U, EI 120 U/C, EI 120 C/C
Diameter up to 110 mm, wall thickness 4.2 – 10 mm	50 x 3.6 mm (2 x 1.8 layer)		E 120 U/C, E 120 C/C EI 90 U/C, EI 90 C/C
Diameter up to 125 mm, wall thickness 4.8 – 12 mm	50 x 5.4 mm (3 x 1.8 layer)		
Diameter up to 160 mm, wall thickness 14.6 mm	50 x 7.2 mm (4 x 1.8 layer)		E 90 U/C, E 90 C/C EI 60 U/C, EI 60 C/C
Diameter up to 160 mm, wall thickness 4.9-14.6 mm	50 x 10.8 mm (6 x 1.8 layer)		
Diameter up to 200 mm, wall thickness 6.2-18.2 mm	50 x 10.8 mm (6 x 1.8 layer)		EI 90 C/C
Diameter up to 315 mm, wall thickness 18.7 mm	50 x 18 mm (10 x 1.8 layers)		EI 60 C/C
Diameter up to 400 mm, wall thickness 23.7 mm	50 x 28.8 mm (16 x 1.8 layers)		EI 60 C/C
Diameter up to 110 mm, wall thickness 4.2–10 mm, fully or partially filled conduits with cables up to 14 mm diameter	50 x 3.6 mm (2 x 1.8 layers)		E 120 U/C, EI 90 U/C

Ytelseserklæring
SikaSeal-626 Fire Board+

80113803
2021.10 , ver. 1
1549

FOR NÆRMERE INFORMASJON:

Sika Norge AS
Sanitetsveien 1,
NO-2013 SKJETTEN, Norge

tlf. +47 67 06 79 00
www.sika.no

Diameter up to 40 mm \emptyset , wall thickness 2.0-3.7 mm with or without cables up to 14 mm \emptyset , in pipe bundles up to 110 mm \emptyset ¹⁾	50 x 3.6 mm (2 x 1.8 layers)		EI 90 U/C
--	------------------------------	--	------------------

Ytelseserklæring
SikaSeal-626 Fire Board+

80113803
2021.10 , ver. 1
1549

**FOR NÆRMERE
INFORMASJON:**

Sika Norge AS
Sanitetsveien 1,
NO-2013 SKJETTEN, Norge

tlf. +47 67 06 79 00
www.sika.no

Services	Wraps (both sides)	Permitted configuration for seal separation	Classification
PP pipe according to EN 1852-1: 2009			
Diameter up to 40 mm, wall thickness 1.8 – 5.5 mm	50 x 1.8 mm (1 layer)	1 & 2	EI 120 U/U, EI 120 C/U, EI 120 U/C, EI 120 C/C
Diameter up to 110 mm, wall thickness 2.7 - 15.1 mm	50 x 3.6 mm (2 x 1.8 layer)		EI 90 U/U, EI 90 C/U, EI 90 U/C, EI 90 C/C
Diameter up to 125 mm, wall thickness 3.1 – 17.1 mm	50 x 5.4 mm (3 x 1.8 layer)		E 120 U/C, E 120 C/C EI 90 U/C, EI 90 C/C
Diameter up to 160 mm, wall thickness 21.9 mm	50 x 7.2 mm (4 x 1.8 layer)		EI 60 U/C, EI 60 C/C
Diameter up to 160 mm, wall thickness 4.9-21.9 mm	50 x 10.8 mm (6 x 1.8 layer)		EI 90 C/C
Diameter up to 200 mm, wall thickness 4.9-18.2 mm	50 x 10.8 mm (6 x 1.8 layer)		EI 60 C/C
Diameter up to 315 mm, wall thickness 28.6 mm	50 x 18 mm (10 x 1.8 layers)		E 120 U/C, EI 90 U/C
Diameter up to 110 mm, wall thickness 2.7–15.1 mm, fully or partially filled conduits with cables up to 14 mm diameter	50 x 3.6 mm (2 x 1.8 layers)		EI 90 U/C
Diameter up to 40 mm Ø, wall thickness 1.8-2.0 mm with or without cables up to 14 mm Ø, in pipe bundles up to 110 mm Ø ¹⁾	50 x 3.6 mm (2 x 1.8 layers)		

¹⁾ PVC, PE and PP pipes can be mixed in the same bundle.

Services	Wraps (both sides)	Permitted configuration for seal separation	Classification
Uponor Wirsbo PEX double pipe in pipe system according to ISO 15875			
Diameter up to 54 mm/4.0 mm wall thickness (outer pipe), 28 mm diameter/0.4 mm wall thickness (inner pipe)	50 x 3.6 mm (2 x 1.8 layers)	1 & 2	EI 120 C/C
Diameter up to 25 mm pipes, wall thickness 0.6 mm, in bundles up to 50 mm	50 x 3.6 mm (2 x 1.8 layers)		EI 90 C/C
Uponor Decibel pipe according to EN 1451-1			
50 mm diameter/2.0 mm wall thickness	50 x 3.6 mm (2 x 1.8 layers)	1 & 2	EI 90 U/U
75-110 mm diameter/2.6-3.8 mm wall thickness	50 x 3.6 mm (2 x 1.8 layers)		EI 90 U/C
BluePower Multilayer pipe according to EN 1451-1			
32-50 mm diameter/1.8 mm wall thickness*	50 x 3.6 mm (2 x 1.8 layers)	1 & 2	EI 90 U/U
75-110 mm diameter/3.4 mm wall thickness*	50 x 3.6 mm (2 x 1.8 layers)		EI 90 C/U

Ytelseserklæring
SikaSeal-626 Fire Board+

80113803
2021.10 , ver. 1
1549

FOR NÆRMERE INFORMASJON:

Sika Norge AS
Sanitetsveien 1,
NO-2013 SKJETTEN, Norge

tlf. +47 67 06 79 00
www.sika.no

125-160 mm diameter/3.9-4.9 mm wall thickness	50 x 10.8 mm (6 x 1.8 layers)		EI 90 U/C
---	-------------------------------	--	-----------

Ytelseserklæring
SikaSeal-626 Fire Board+

80113803
2021.10 , ver. 1
1549

**FOR NÆRMERE
INFORMASJON:**

Sika Norge AS
Sanitetsveien 1,
NO-2013 SKJETTEN, Norge

tlf. +47 67 06 79 00
www.sika.no

Services	Wraps (both sides)	Permitted configuration for seal separation	Classification
Rehau Raupiano Plus PP-DD according to DIN 4102			
40-50 mm diameter/1.8-2.7 mm wall thickness*	50 x 3.6 mm (2 x 1.8 layers)	1 & 2	EI 120 U/U
75-110 mm diameter/2.7 mm wall thickness*	50 x 3.6 mm (2 x 1.8 layers)		EI 120 U/C
125 mm diameter/3.9 mm wall thickness	50 x 7.2 mm (4 x 1.8 layers)		EI 120 U/C
160 mm diameter/3.9 mm wall thickness	50 x 10.8 mm (6 x 1.8 layers)		EI 120 U/C
Polo-Kal NG Poloplast PP-MV according to DIN 4102			
32-50 mm diameter/2.0-3.4 mm wall thickness*	50 x 3.6 mm (2 x 1.8 layers)	1 & 2	EI 120 U/U
75-110 mm diameter/3.4 mm wall thickness*	50 x 3.6 mm (2 x 1.8 layers)		EI 120 U/C
125 mm diameter/3.9 mm wall thickness	50 x 7.2 mm (4 x 1.8 layers)		EI 120 U/C
160 mm diameter/4.9 mm wall thickness	50 x 10.8 mm (6 x 1.8 layers)		EI 120 U/C
Aquatherm Green SDR9 MF PP-RP according to ISO 21003			
32 mm diameter/3.0 mm wall thickness	50 x 1.8 mm (1 x 1.8 layer)	1 & 2	E 120 C/C, EI 90 C/C
40-50 mm diameter/5.6-12.3 mm wall thickness*	50 x 3.6 mm (2 x 1.8 layers)		E 120 C/C, EI 90 C/C
63-110 mm diameter/12.3 mm wall thickness*	50 x 3.6 mm (2 x 1.8 layers)		E 120 C/C, EI 90 C/C
Wavin SiTech + PP-M B according to EN 13501-1			
32-50 mm diameter/1.8-3.4 mm wall thickness*	50 x 3.6 mm (2 x 1.8 layers)	1 & 2	E 120 U/U, EI 90 U/U
75-110 mm diameter/3.4 mm wall thickness*	50 x 3.6 mm (2 x 1.8 layers)		E 120 U/C, EI 60 U/C
Gilbert Silent PP according to DIN 4102			
32-50 mm diameter/1.8-3.4 mm wall thickness*	50 x 3.6 mm (2 x 1.8 layers)	1 & 2	EI 120 U/U
75-110 mm diameter/3.4 mm wall thickness*	50 x 3.6 mm (2 x 1.8 layers)		EI 120 U/C

*See below graph for interpolation pipe sizes

Ytelseserklæring
SikaSeal-626 Fire Board+

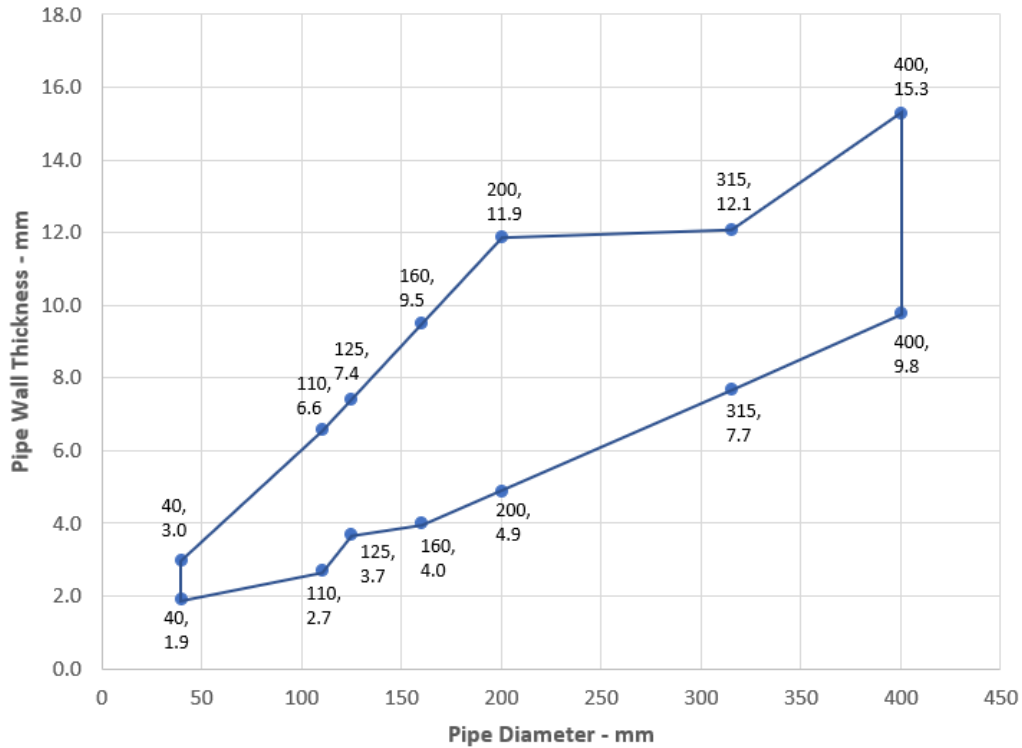
80113803
2021.10 , ver. 1
1549

FOR NÆRMERE INFORMASJON:

Sika Norge AS
Sanitetsveien 1,
NO-2013 SKJETTEN, Norge

tlf. +47 67 06 79 00
www.sika.no

PVC-U Pipes - E 90 C/C, EI 60 C/C



Ytelseserklæring
SikaSeal-626 Fire Board+

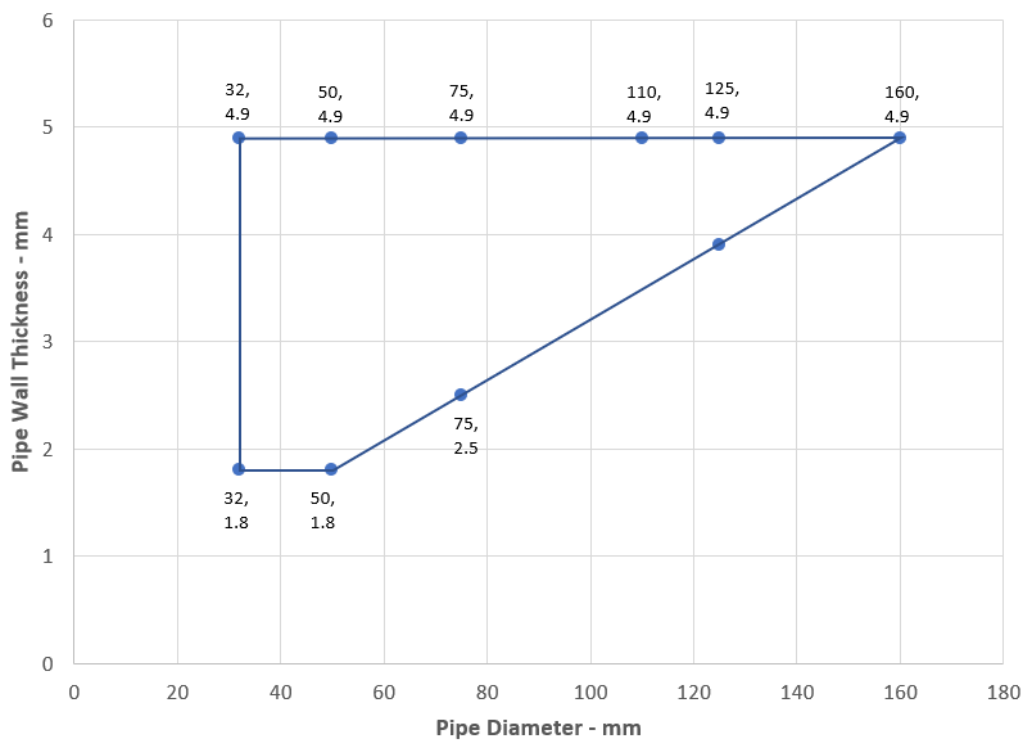
80113803
2021.10 , ver. 1
1549

FOR NÆRMERE INFORMASJON:

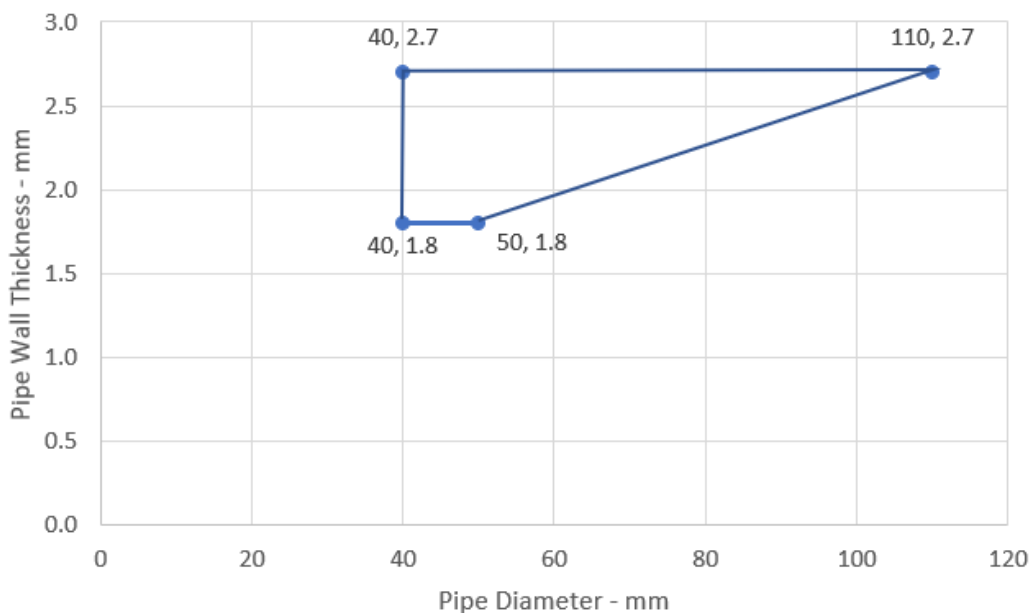
Sika Norge AS
Sanitetsveien 1,
NO-2013 SKJETTEN, Norge

tlf. +47 67 06 79 00
www.sika.no

BluePower Pipes - EI 90 U/C



Rehau Raupiano Plus -EI 120 U/C



Ytelseserklæring
SikaSeal-626 Fire Board+

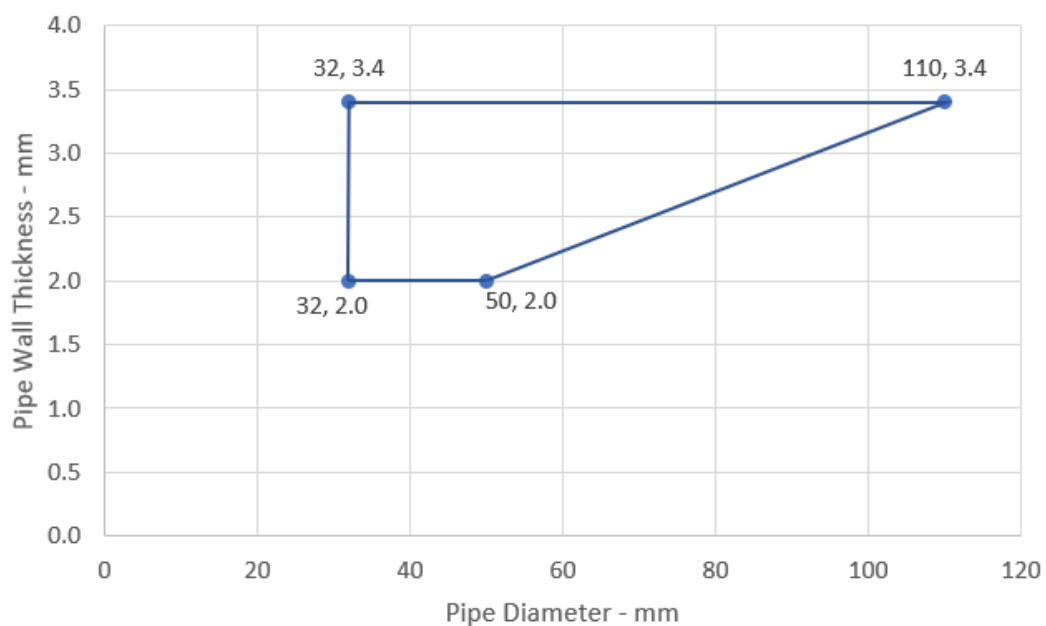
80113803
2021.10 , ver. 1
1549

FOR NÆRMERE INFORMASJON:

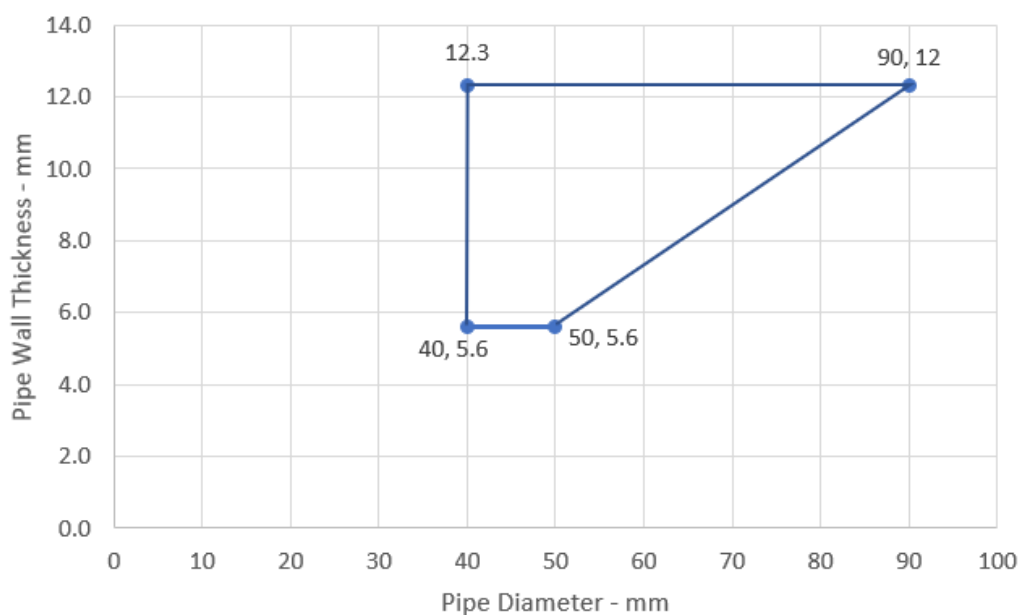
Sika Norge AS
Sanitetsveien 1,
NO-2013 SKJETTEN, Norge

tlf. +47 67 06 79 00
www.sika.no

Polo-Kal NG - EI 120 U/C



Aquatherm Green - E 120 C/C, EI 90 C/C



Ytelseserklæring
SikaSeal-626 Fire Board+

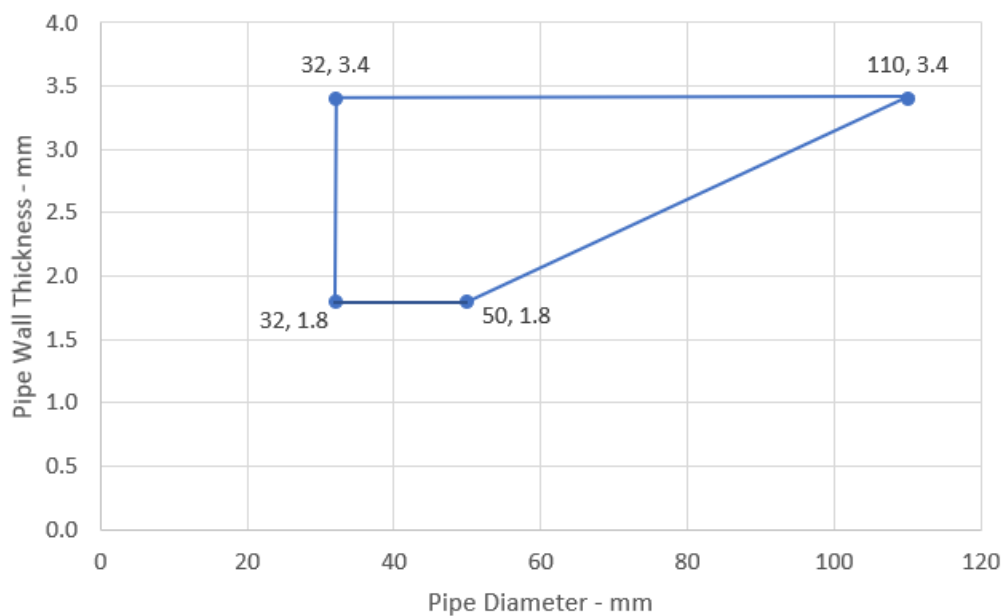
80113803
2021.10 , ver. 1
1549

FOR NÆRMERE INFORMASJON:

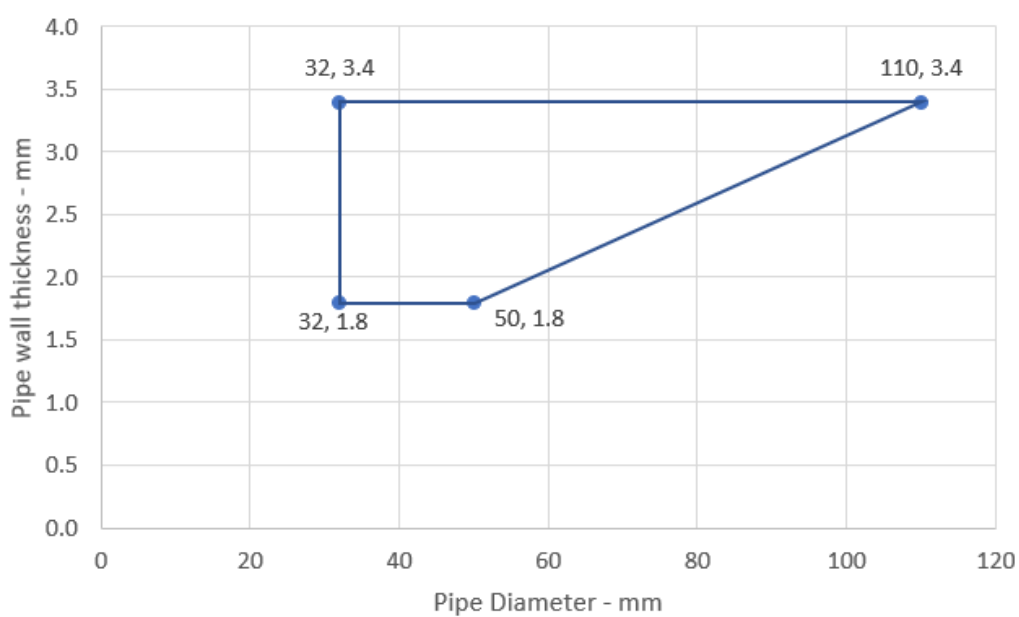
Sika Norge AS
Sanitetsveien 1,
NO-2013 SKJETTEN, Norge

tlf. +47 67 06 79 00
www.sika.no

Wavin SiTech Pipes - E120 C/C, EI 60 C/C



Gilbert Silent PP - EI 120 U/C



Ytelseserklæring
SikaSeal-626 Fire Board+

80113803
2021.10 , ver. 1
1549

FOR NÆRMERE INFORMASJON:

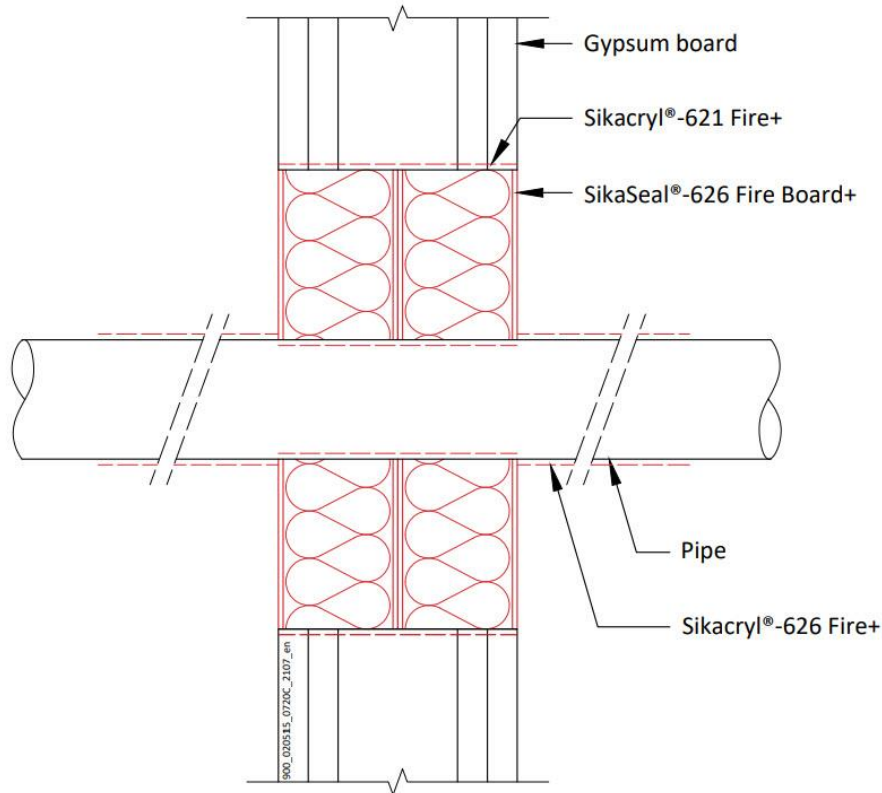
Sika Norge AS
Sanitetsveien 1,
NO-2013 SKJETTEN, Norge

tlf. +47 67 06 79 00
www.sika.no

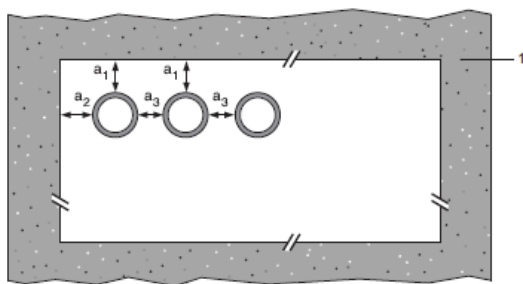
A.5.8 Sikacryl®-626 Fire+ penetration seal for steel pipes, in 2x SikaSeal-626 Fire Board+ 1-S, in flexible or rigid walls

Penetration Seal: Metallic pipes with Sikacryl®-626 Fire+ fitted at any position within the aperture, with 50 mm SikaSeal-626 Fire Board+ 1-S to both sides of the wall. Minimum separation between penetration seals and seal edges of 30 mm. (Configuration 1 & 2).

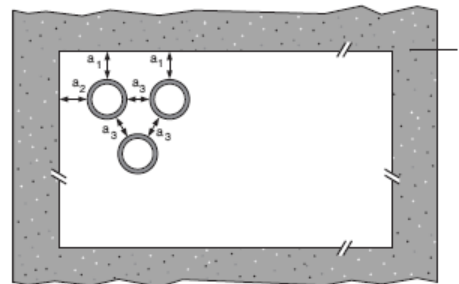
Construction details:



Configuration 1



Configuration 2



Key

- 1 Supporting construction
- a1 Pipe / top edge of seal separation
- a2 Pipe / side edge of seal separation
- a3 Pipe / pipe separation

Ytelseserklæring
SikaSeal-626 Fire Board+

80113803
2021.10 , ver. 1
1549

**FOR NÆRMERE
INFORMASJON:**

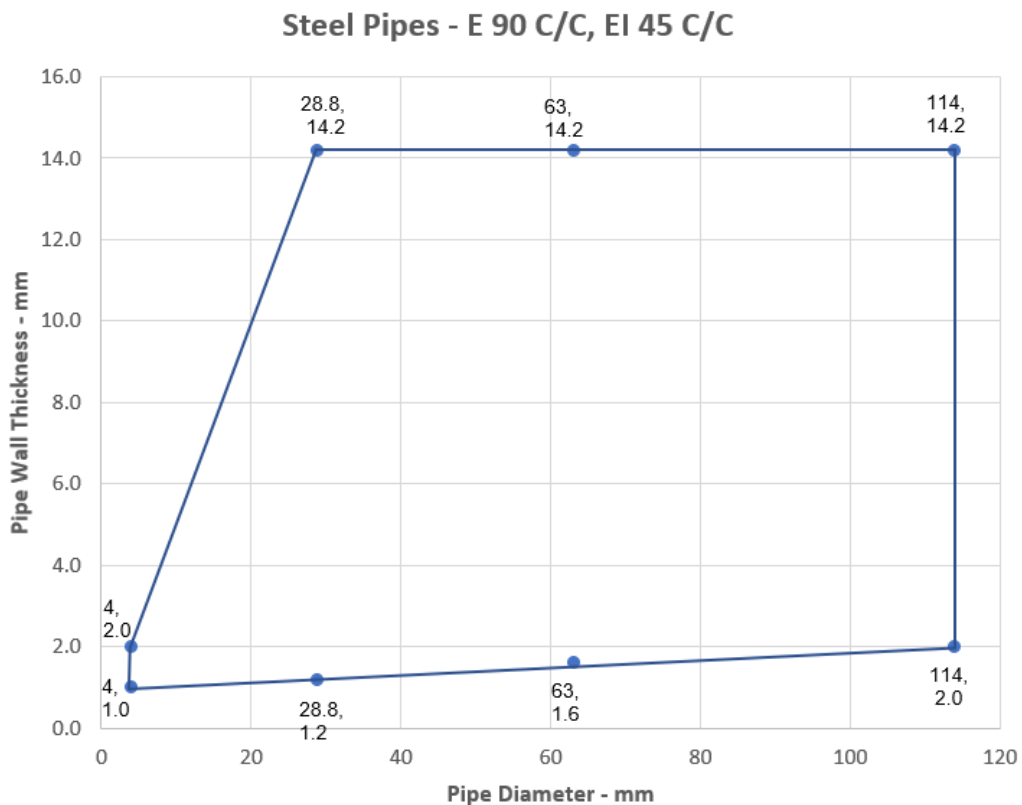
Sika Norge AS
Sanitetsveien 1,
NO-2013 SKJETTEN, Norge

tlf. +47 67 06 79 00
www.sika.no

A.5.8.1

Services	Insulation, minimum	Classification
Mild or stainless steel pipe		
Maximum 63 mm diameter*	Sikacryl®-626 Fire+, 750-micron DFT extending 200 mm from both faces of the SikaSeal-629 Fire Wrap+ fire seal	EI 120 C/C
	Sikacryl®-626 Fire+, 1500-micron DFT extending 200 mm from both faces of the SikaSeal-629 Fire Wrap+ fire seal	E 90 C/U, EI 60 C/U
Maximum 114 mm diameter	Sikacryl®-626 Fire+, 1000-micron DFT extending 200 mm from both faces of the SikaSeal-629 Fire Wrap+ fire seal	E 120 C/U, EI 45 C/U

* Typical pipe diameters shown, see below graph for intermediate sizes



Ytelseserklæring
SikaSeal-626 Fire Board+

80113803
2021.10 , ver. 1
1549

FOR NÆRMERE INFORMASJON:

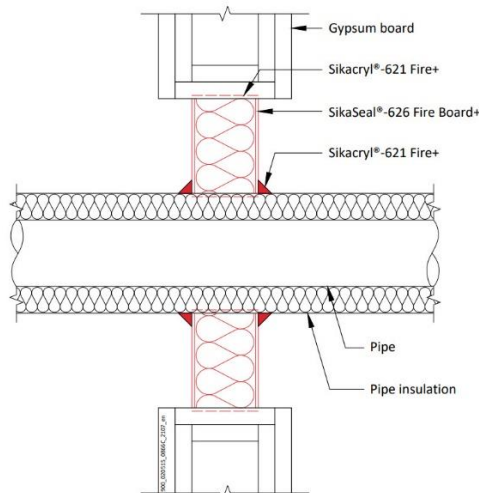
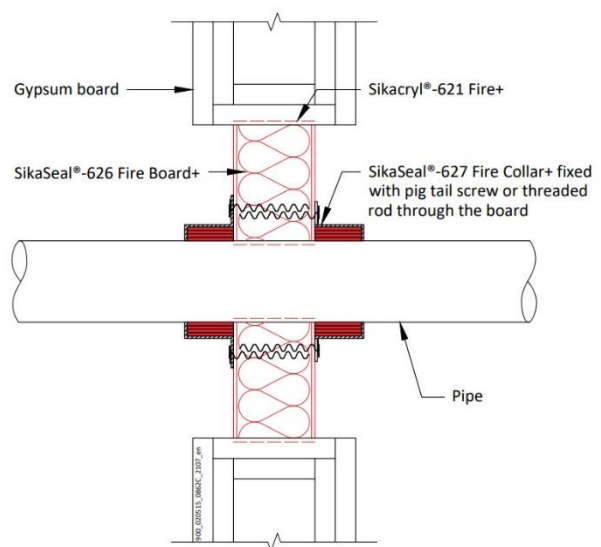
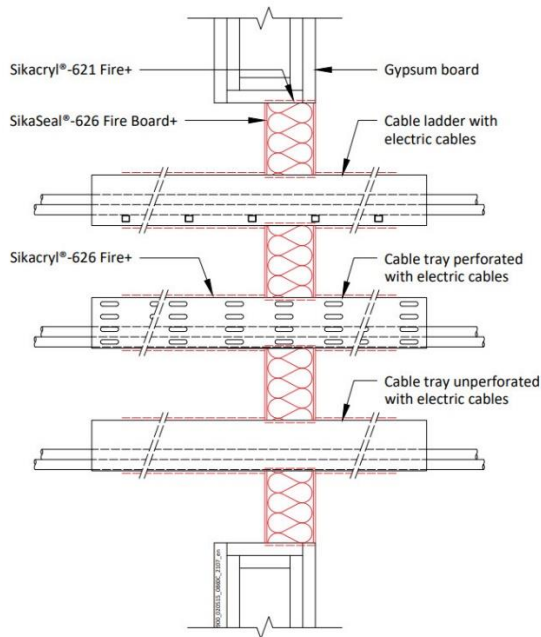
Sika Norge AS
Sanitetsveien 1,
NO-2013 SKJETTEN, Norge

tlf. +47 67 06 79 00
www.sika.no

A.5.9 Penetration seal with 1x SikaSeal-626 Fire Board+ 50 2-S in framed aperture

Penetration Seal: Services fitted at any position within the aperture, with 50 mm SikaSeal-626 Fire Board+ 2-S positioned to either face of the wall (or anywhere in between). Minimum 30 mm separation between pipes. SikaSeal-627 Fire Collar+ fixed with 50mm pigtail screws. Cables and cable trays coated 150mm each side of SikaSeal-626 Fire Board+ with nominally 300µm WFT Sikacryl®-626 Fire+. In rigid wall constructions the wall thickness can be minimum 75 mm.

Construction details:



Ytelseserklæring
SikaSeal-626 Fire Board+

80113803
2021.10 , ver. 1
1549

**FOR NÆRMERE
INFORMASJON:**

Sika Norge AS
Sanitetsveien 1,
NO-2013 SKJETTEN, Norge

tlf. +47 67 06 79 00
www.sika.no

A.5.9.1 Single side penetration seal with cables

Services	Maximum aperture	Classification
Electrical cables up to 80 mm \varnothing (single, bundled and on trays)	1200 mm wide x 600 mm high	EI 60
Cables up to 21mm \varnothing in tied bundles up to 100mm \varnothing		
Perforated Steel cable trays & ladders		EI 60
Unperforated steel cable trays		E 60, EI 45
Unsheathed wires up to 24 mm \varnothing		E 60, EI 45

Ytelseserklæring
SikaSeal-626 Fire Board+

80113803
2021.10 , ver. 1
1549

FOR NÆRMERE INFORMASJON:

Sika Norge AS
Sanitetsveien 1,
NO-2013 SKJETTEN, Norge

tlf. +47 67 06 79 00
www.sika.no

A.5.9.2 Single side penetration seal with metallic pipes

Services	Maximum Aperture	Insulation CS	Classification
Mild or stainless steel pipe			
40 mm diameter/1.0-14.2 mm wall*	1200 mm wide x 600 mm high	20 mm Stone wool insulation min. 80 kg/m ³	E 90 C/U, EI 60 C/U
40 mm diameter/1.0-14.2 mm wall*		30 mm Stone wool insulation min. 80 kg/m ³	
50 mm diameter/1.7-14.2 mm wall*			
60 mm diameter/1.8-14.2 mm wall*			
75 mm diameter/2.1-14.2 mm wall*			
90 mm diameter/2.3-14.2 mm wall*			
100 mm diameter/2.5-14.2 mm wall*			
115 mm diameter/2.8-14.2 mm wall*			
140 mm diameter/3.2-14.2 mm wall*			
165 mm diameter/ 3.6-14.2 mm wall*			
180 mm diameter/ 3.9-14.2 mm wall*			
200 mm diameter/ 4.2-14.2 mm wall*			
219 mm diameter/ 4.5-14.2 mm wall*			
250 mm diameter/ 5.0-14.2 mm wall*			
300 mm diameter/ 5.9-14.2 mm wall*			
324 mm diameter/ 6.35-14.2 mm wall*			

* Typical pipe diameters shown, see below graph for intermediate sizes

CS – Continuous Sustained

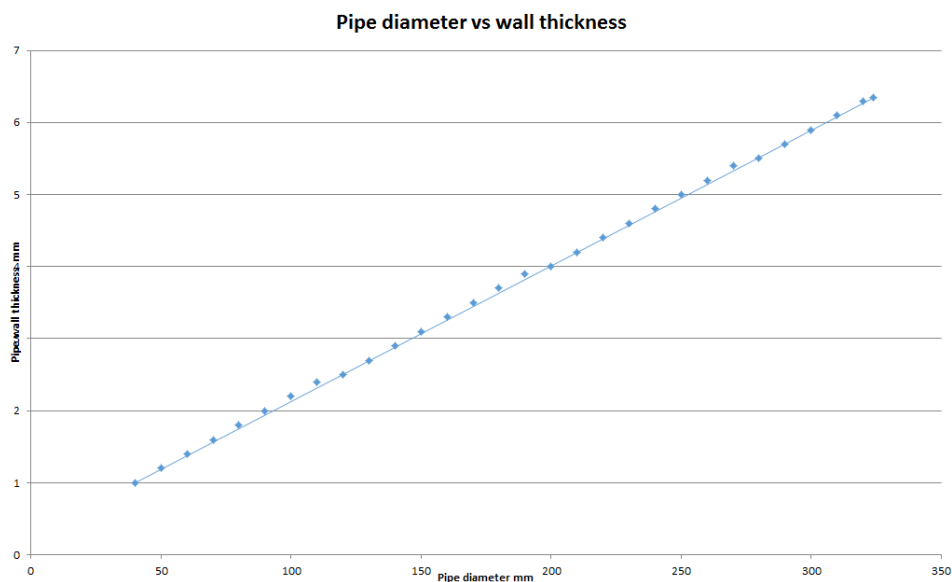
Ytelseserklæring
SikaSeal-626 Fire Board+

80113803
2021.10 , ver. 1
1549

FOR NÆRMERE INFORMASJON:

Sika Norge AS
Sanitetsveien 1,
NO-2013 SKJETTEN, Norge

tlf. +47 67 06 79 00
www.sika.no



Ytelseserklæring
SikaSeal-626 Fire Board+

80113803
2021.10 , ver. 1
1549

**FOR NÆRMERE
INFORMASJON:**

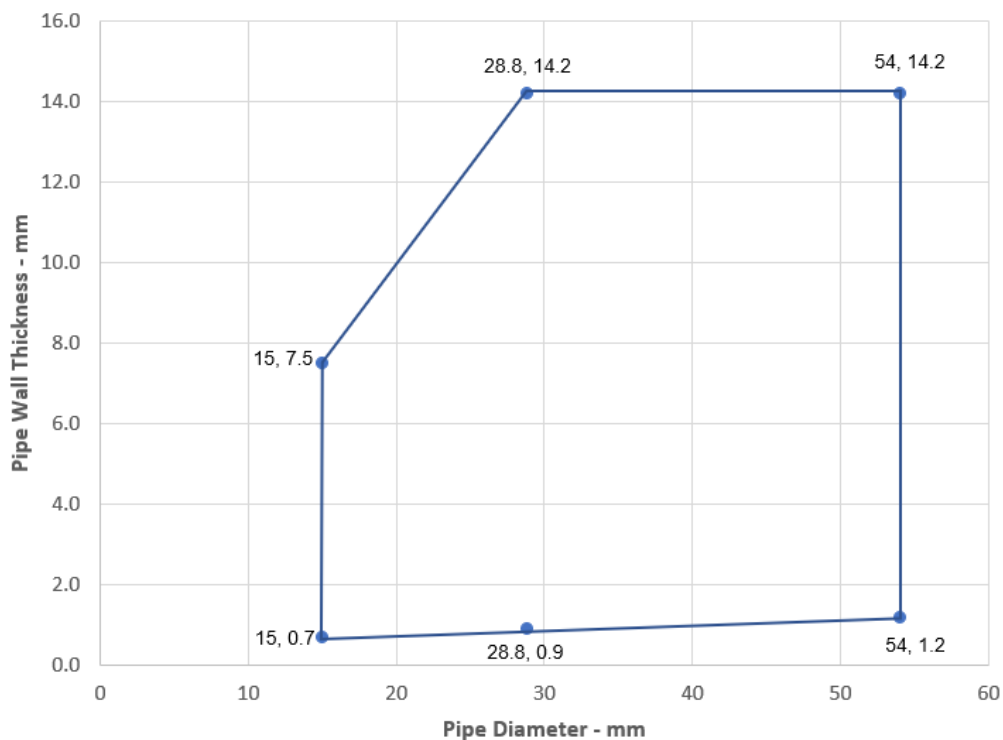
Sika Norge AS
Sanitetsveien 1,
NO-2013 SKJETTEN, Norge

tlf. +47 67 06 79 00
www.sika.no

Services	Maximum Aperture	Insulation CS	Classification
Copper pipe maximum 54 mm diameter*	1200 mm wide x 600 mm high	20-40 mm glass or stone wool insulation min. 75 kg/m ³	E 60 C/C, EI 30 C/C
Alupex pipe maximum 16 mm diameter/2.25 mm wall		20 mm glass or stone wool insulation min. 75 kg/m ³	E60 C/C, EI 45 C/C
Alupex pipe maximum 75 mm diameter/4.6 mm wall		25 mm glass or stone wool insulation min. 75 kg/m ³	EI 60 C/C

*See below graph for interpolation pipe sizes

Copper Pipes - E 60 C/C, EI 30 C/C



Ytelseserklæring
SikaSeal-626 Fire Board+

80113803
2021.10 , ver. 1
1549

FOR NÆRMERE INFORMASJON:

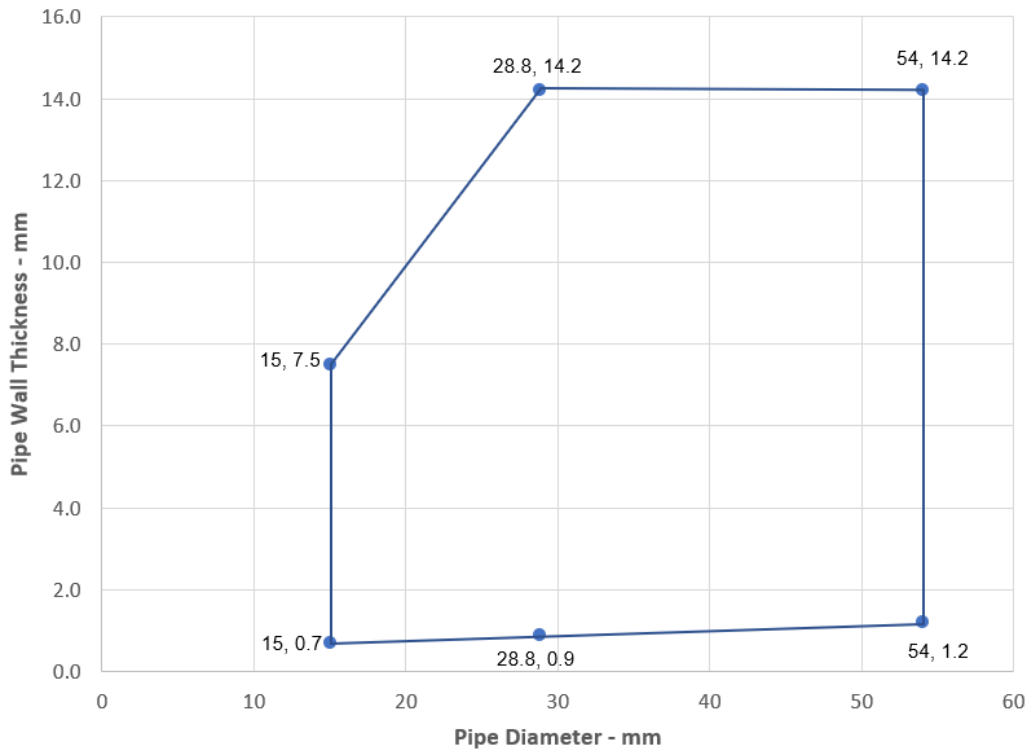
Sika Norge AS
Sanitetsveien 1,
NO-2013 SKJETTEN, Norge

tlf. +47 67 06 79 00
www.sika.no

Services	Maximum Aperture	Insulation LI or CI	Classification
Copper pipe maximum 54 mm diameter*	1200 mm wide x 600 mm high	Min. 500 mm length, min. 20 mm thick glass or stone wool insulation 75 kg/m ³	E 60 C/C, EI 45 C/C

*See below graph for interpolation pipe sizes

Copper Pipes - E 60 C/C, EI 45 C/C



Ytelseserklæring
SikaSeal-626 Fire Board+

80113803
2021.10 , ver. 1
1549

FOR NÆRMERE INFORMASJON:

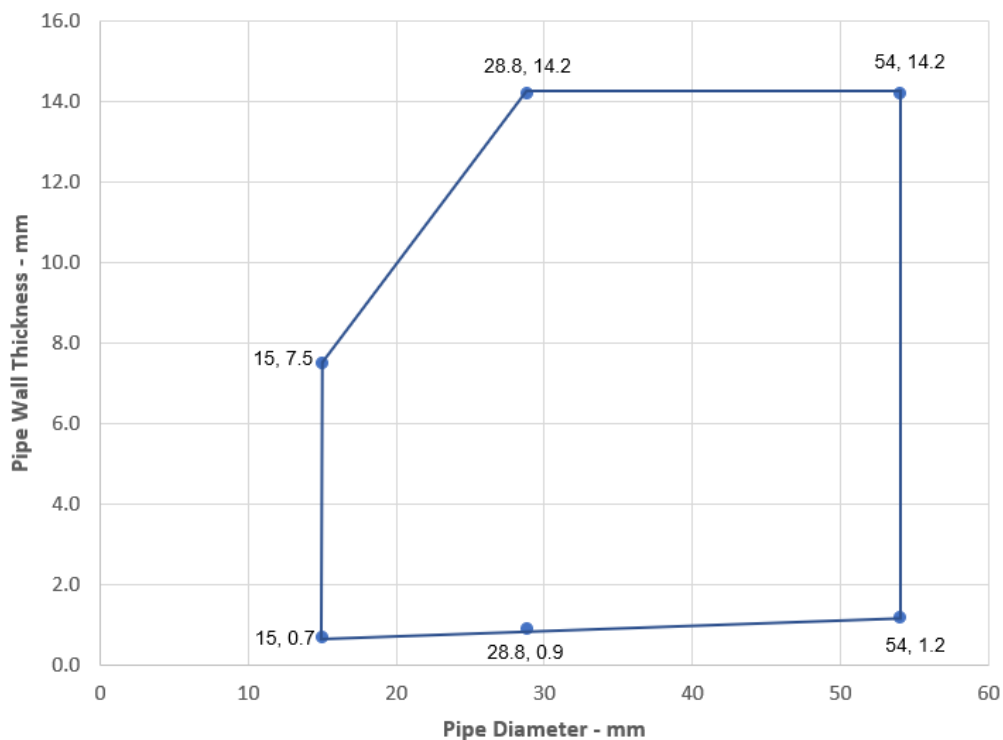
Sika Norge AS
Sanitetsveien 1,
NO-2013 SKJETTEN, Norge

tlf. +47 67 06 79 00
www.sika.no

Services	Collar	Insulation CS	Classification
Copper pipe			
Maximum 54 mm diameter*	Maximum 110 mm diameter/50 mm high	9-25 mm elastomeric insulation min. class B-s3, d0 or PE Foam insulation	E 60 C/C, EI 30 C/C
Alupex pipe			
Maximum 16 mm diameter, wall thickness 2.25 mm	Maximum 40 mm diameter/50 mm high	9 mm elastomeric insulation min. class B-s3, d0 or PE Foam insulation	EI 60 C/C
Maximum 75 mm diameter, wall thickness 2.25-4.6 mm	Maximum 110 mm diameter/50 mm high		E 60 C/C, EI 45 C/C
Maximum 75 mm diameter, wall thickness 2.25-4.6 mm	125 mm diameter/ 60mm high	25 mm elastomeric insulation min. class B-s3, d0 or PE Foam insulation	EI 60 C/C

*See below graph for interpolation pipe sizes

Copper Pipes - E 60 C/C, EI 30 C/C



Ytelseserklæring
SikaSeal-626 Fire Board+

80113803
2021.10 , ver. 1
1549

FOR NÆRMERE INFORMASJON:

Sika Norge AS
Sanitetsveien 1,
NO-2013 SKJETTEN, Norge

tlf. +47 67 06 79 00
www.sika.no

A.5.9.3 Single side penetration seal with plastic pipes

Services	Collar Inlay	Classification
PVC-U pipe according to EN 1329-1, EN 1452-1 and EN 1453-1 and PVC-C according to EN 1566-1		
Diameter 32 mm, wall thickness 1.9 mm	30 x 3.0 mm	E 90 U/C, EI 45 U/C
Diameter 40 mm, wall thickness 1.9 mm	30 x 3.0 mm	
Diameter 50 mm, wall thickness 3.7-6.6 mm	30 x 3.0 mm	E 90 U/C, EI 30 U/C
Diameter 55 mm, wall thickness 3.7-6.6 mm	30 x 3.2 mm	
Diameter 63 mm, wall thickness 3.7-6.6 mm	30 x 3.6 mm	
Diameter 75 mm, wall thickness 3.7-6.6 mm	30 x 4.2 mm	
Diameter 82 mm, wall thickness 3.7-6.6 mm	30 x 4.6 mm	
Diameter 90 mm, wall thickness 3.7-6.6 mm	30 x 5.0 mm	
Diameter 110 mm, wall thickness 2.7-6.6 mm	30 x 6.0 mm	
32 mm diameter*	50 x 3.0 mm	E 120 U/C, EI 60 U/C
40 mm diameter *	50 x 3.0 mm	
50 mm diameter *	50 x 3.0 mm	E 90 U/C, EI 60 U/C
55 mm diameter *	50 x 3.2 mm	
63 mm diameter *	50 x 3.6 mm	
75 mm diameter *	50 x 4.2 mm	
82 mm diameter *	50 x 4.6 mm	
90 mm diameter *	50 x 5.0 mm	
110 mm diameter *	50 x 6.0 mm	
125 mm diameter*	60 x 9.0 mm	EI 60 C/C
140 mm diameter*	60 x 11.5 mm	
160 mm diameter*	60 x 15.0 mm	

*See below graph for interpolation pipe sizes

Ytelseserklæring
SikaSeal-626 Fire Board+

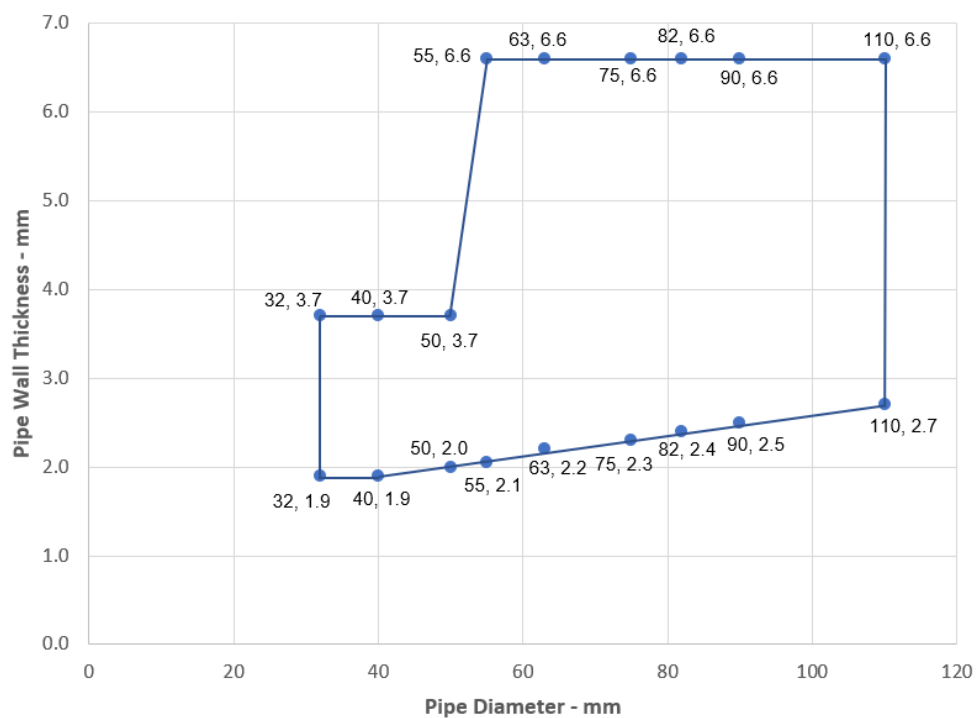
80113803
2021.10 , ver. 1
1549

FOR NÆRMERE INFORMASJON:

Sika Norge AS
Sanitetsveien 1,
NO-2013 SKJETTEN, Norge

tlf. +47 67 06 79 00
www.sika.no

PVC Pipes 32-110 / 50 mm Collar - C/C



Ytelseserklæring
SikaSeal-626 Fire Board+

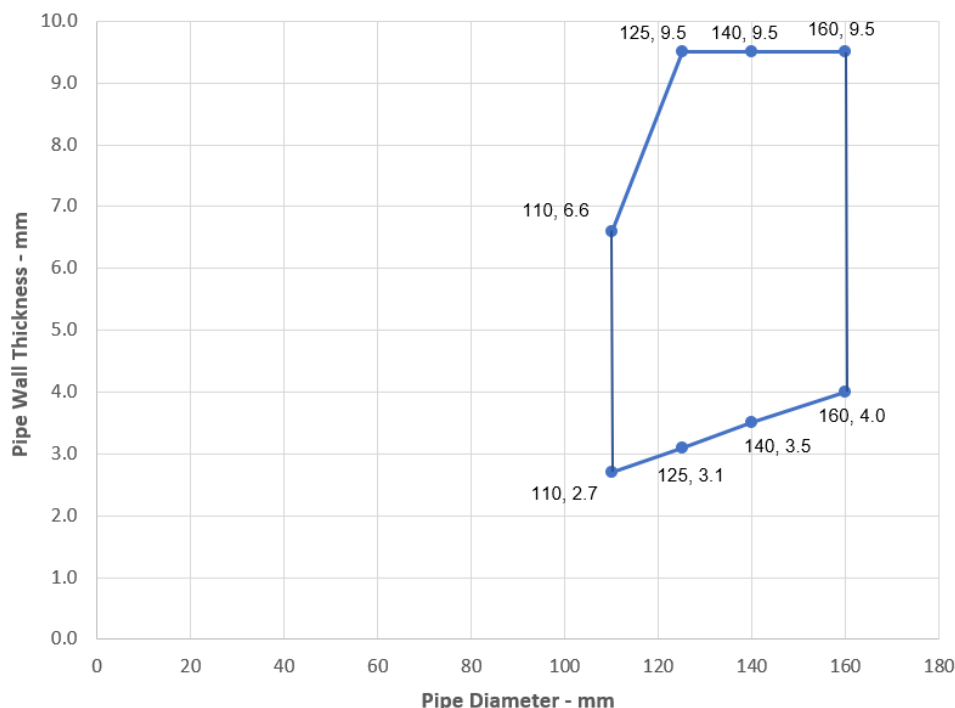
80113803
2021.10 , ver. 1
1549

FOR NÆRMERE INFORMASJON:

Sika Norge AS
Sanitetsveien 1,
NO-2013 SKJETTEN, Norge

tlf. +47 67 06 79 00
www.sika.no

PVC Pipes 110-160 / 60 mm Collar - C/C



Services	Collar Inlay	Classification
PE pipe according to EN 1519-1, EN 12201-2 and EN 12666-1, ABS according to EN 1455-1 and pipes made from SAN+PVC according to EN 1565-1		
Diameter 32 mm, wall thickness 3.4-10.0 mm	30 x 3.0 mm	E 60 U/C, EI 45 U/C
Diameter 40 mm, wall thickness 3.4-10.0 mm	30 x 3.0 mm	
Diameter 50 mm, wall thickness 3.4-10.0 mm	30 x 3.0 mm	
Diameter 55 mm, wall thickness 3.4-10.0 mm	30 x 3.2 mm	
Diameter 63 mm, wall thickness 3.4-10.0 mm	30 x 3.6 mm	
Diameter 75 mm, wall thickness 3.4-10.0 mm	30 x 4.2 mm	
Diameter 82 mm, wall thickness 3.4-10.0 mm	30 x 4.6 mm	
Diameter 90 mm, wall thickness 3.4-10.0 mm	30 x 5.0 mm	
Diameter 110 mm, wall thickness 3.4-10.0 mm	30 x 6.0 mm	
32 mm diameter*	50 x 3.0 mm	E 120 U/C, 60 U/C
40 mm diameter*	50 x 3.0 mm	
50 mm diameter*	50 x 3.0 mm	
55 mm diameter*	50 x 3.2 mm	E 90 C/C, EI 60 C/C
63 mm diameter*	50 x 3.6 mm	
75 mm diameter*	50 x 4.2 mm	
82 mm diameter*	50 x 4.6 mm	
90 mm diameter*	50 x 5.0 mm	
110 mm diameter*	50 x 6.0 mm	
125 mm diameter*	60 x 9.0 mm	EI 60 C/C
140 mm diameter*	60 x 11.5 mm	
160 mm diameter*	60 x 15.0 mm	

Ytelseserklæring

SikaSeal-626 Fire Board+

80113803
2021.10 , ver. 1
1549

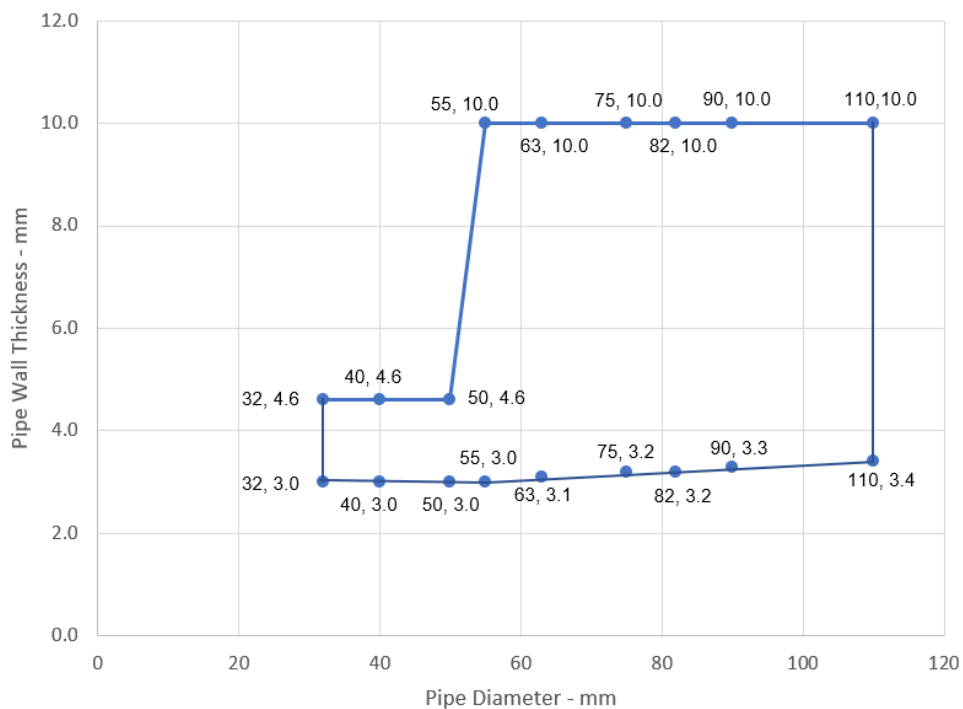
FOR NÆRMERE INFORMASJON:

Sika Norge AS
Sanitetsveien 1,
NO-2013 SKJETTEN, Norge

tlf. +47 67 06 79 00
www.sika.no

*See below graph for interpolation pipe sizes

PE Pipes 32-110 / 50 mm Collar - U/C



Ytelseserklæring
SikaSeal-626 Fire Board+

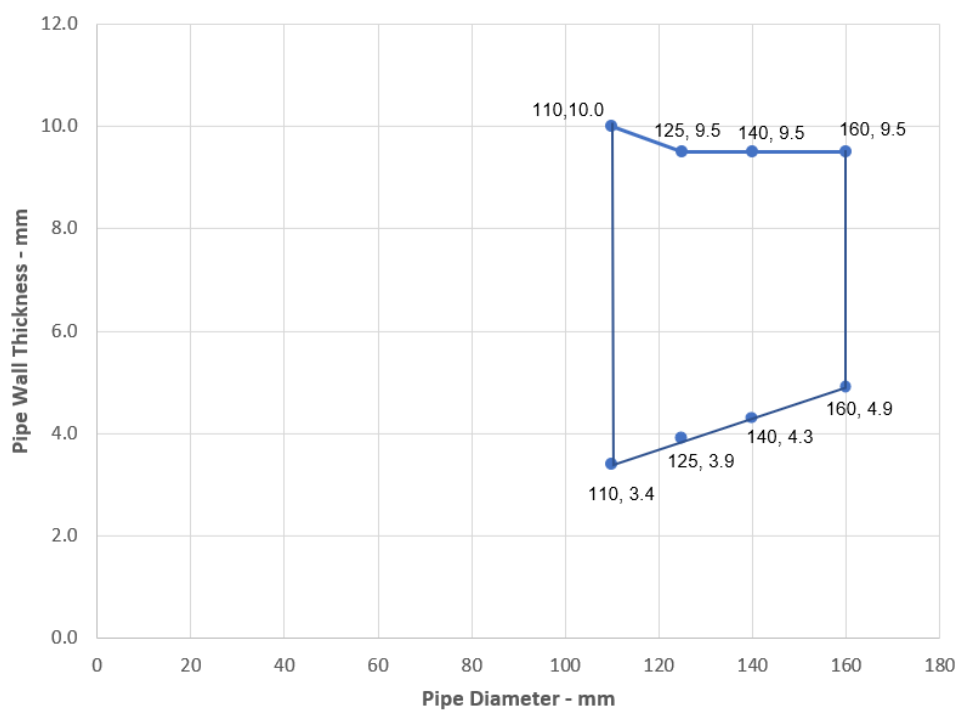
80113803
2021.10 , ver. 1
1549

**FOR NÆRMERE
INFORMASJON:**

Sika Norge AS
Sanitetsveien 1,
NO-2013 SKJETTEN, Norge

tlf. +47 67 06 79 00
www.sika.no

PE Pipes 110-160 / 60 mm Collar - C/C



Ytelseserklæring
SikaSeal-626 Fire Board+

80113803
2021.10 , ver. 1
1549

FOR NÆRMERE INFORMASJON:

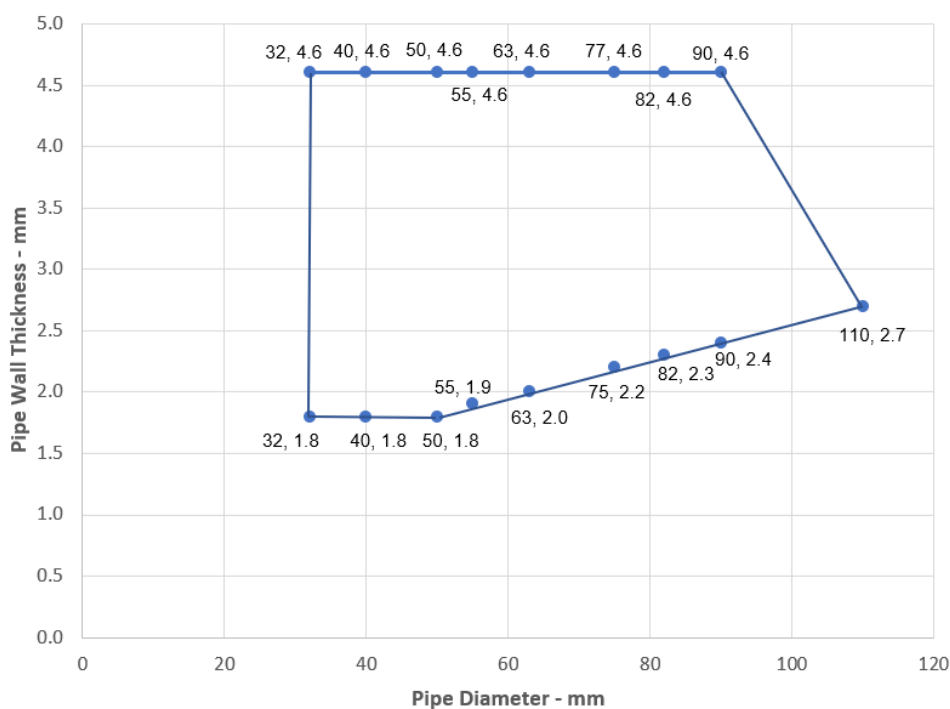
Sika Norge AS
Sanitetsveien 1,
NO-2013 SKJETTEN, Norge

tlf. +47 67 06 79 00
www.sika.no

Services	Collar Inlay	Classification
PP pipe according to EN 1852-1: 2009		
32 mm diameter*	50 x 3.0 mm	EI 60 C/C
40 mm diameter*	50 x 3.0 mm	
50 mm diameter*	50 x 3.0 mm	
55 mm diameter*	50 x 3.2 mm	
63 mm diameter*	50 x 3.6 mm	
75 mm diameter*	50 x 4.2 mm	
82 mm diameter*	50 x 4.6 mm	
90 mm diameter*	50 x 5.0 mm	
110 mm diameter*	50 x 6.0 mm	
125 mm diameter*	60 x 9.0 mm	
140 mm diameter*	60 x 11.5 mm	
160 mm diameter*	60 x 15.0 mm	

*See below graph for interpolation pipe sizes

PP Pipes 32-110 / 50 mm Collar - C/C



Ytelseserklæring
SikaSeal-626 Fire Board+

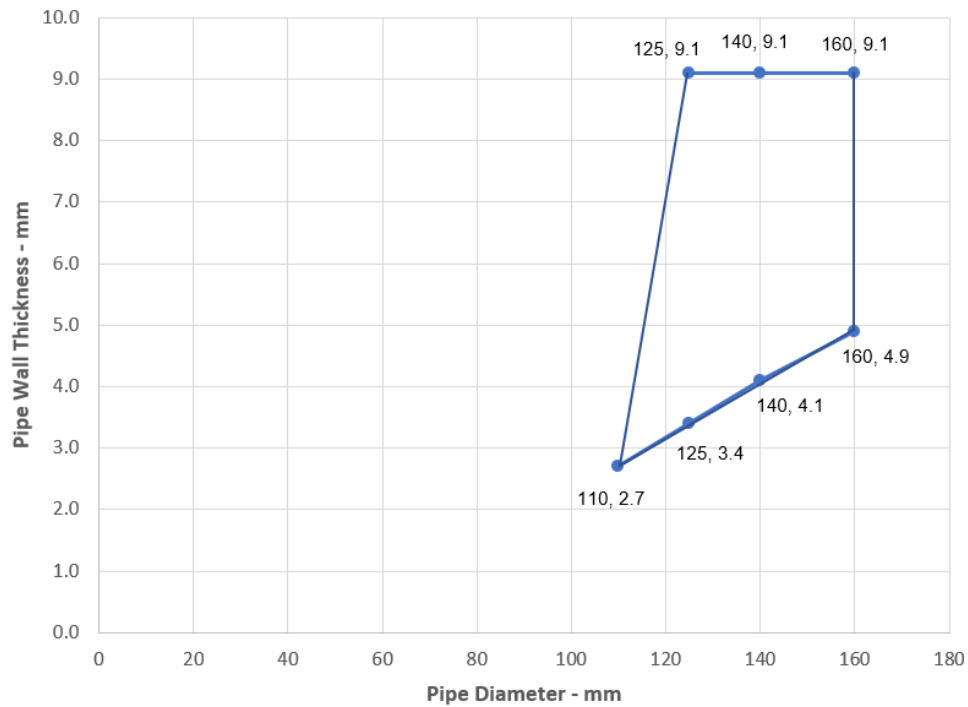
80113803
2021.10 , ver. 1
1549

**FOR NÆRMERE
INFORMASJON:**

Sika Norge AS
Sanitetsveien 1,
NO-2013 SKJETTEN, Norge

tlf. +47 67 06 79 00
www.sika.no

PP Pipes 110-160 / 60 mm Collar - C/C



Ytelseserklæring
SikaSeal-626 Fire Board+

80113803
2021.10 , ver. 1
1549

FOR NÆRMERE INFORMASJON:

Sika Norge AS
Sanitetsveien 1,
NO-2013 SKJETTEN, Norge

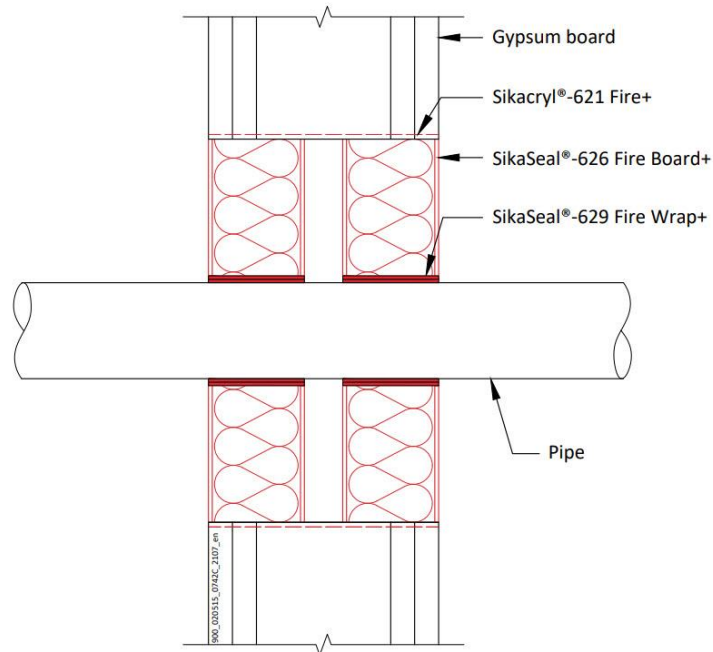
tlf. +47 67 06 79 00
www.sika.no

A.6 Flexible or rigid wall constructions according to 2. 2) with wall thickness of minimum 120 mm

A.6.1 Plastic pipe penetration seal with 2x SikaSeal-626 Fire Board+ 2-S

Penetration Seal: Pipes fitted at any position within the aperture, with 60 mm SikaSeal-626 Fire Board+ 2-S to both sides of the wall. Minimum 30 mm separation between pipes.

Construction details:



Ytelseserklæring
SikaSeal-626 Fire Board+

80113803
2021.10 , ver. 1
1549

**FOR NÆRMERE
INFORMASJON:**

Sika Norge AS
Sanitetsveien 1,
NO-2013 SKJETTEN, Norge

tlf. +47 67 06 79 00
www.sika.no

A.6.1.1 Double side penetration seal with plastic pipes

Services	Wraps (both sides)	Permitted configuration for seal separation	Classification
PVC-U pipe according to EN 1329-1, EN 1452-2 and EN 1453-1 and PVC-C according to EN 1566-1			
Diameter up to 40 mm, wall thickness 1.9-3.0 mm	50 x 3.6 mm (2 x 1.8 layer)	1 & 2	EI 120 C/C
Diameter up to 110 mm, wall thickness 2.7-6.6 mm	50 x 3.6 mm (2 x 1.8 layer)		
Diameter up to 160 mm, wall thickness 4.0-9.5 mm	50 x 10.8 mm (6 x 1.8 layer)		
PE pipe according to EN 1519-1, EN 12201-2 and EN 12006-1, ABS according to EN 1455-1 and pipes made from SAN+PVC according to EN 1565-1			
Diameter up to 40 mm, wall thickness 2.4-4.6 mm	50 x 1.8 mm (1 x 1.8 layer)	1 & 2	EI 120 C/C
Diameter up to 110 mm, wall thickness 3.4-10.0 mm	50 x 3.6 mm (2 x 1.8 layer)		
Diameter up to 160 mm, wall thickness 4.9-14.6 mm	50 x 10.8 mm (6 x 1.8 layer)		
PP pipe according to EN 1852-1: 2009			
Diameter up to 40 mm, wall thickness 1.8-5.5 mm	50 x 1.8 mm (1 x 1.8 layer)	1 & 2	EI 120 C/C
Diameter up to 110 mm, wall thickness 2.7-10.0 mm	50 x 3.6 mm (2 x 1.8 layer)		
Diameter up to 160 mm, wall thickness 4.9-14.6 mm	50 x 10.8 mm (6 x 1.8 layer)		

*See below graph for interpolation pipe sizes

Ytelseserklæring
SikaSeal-626 Fire Board+

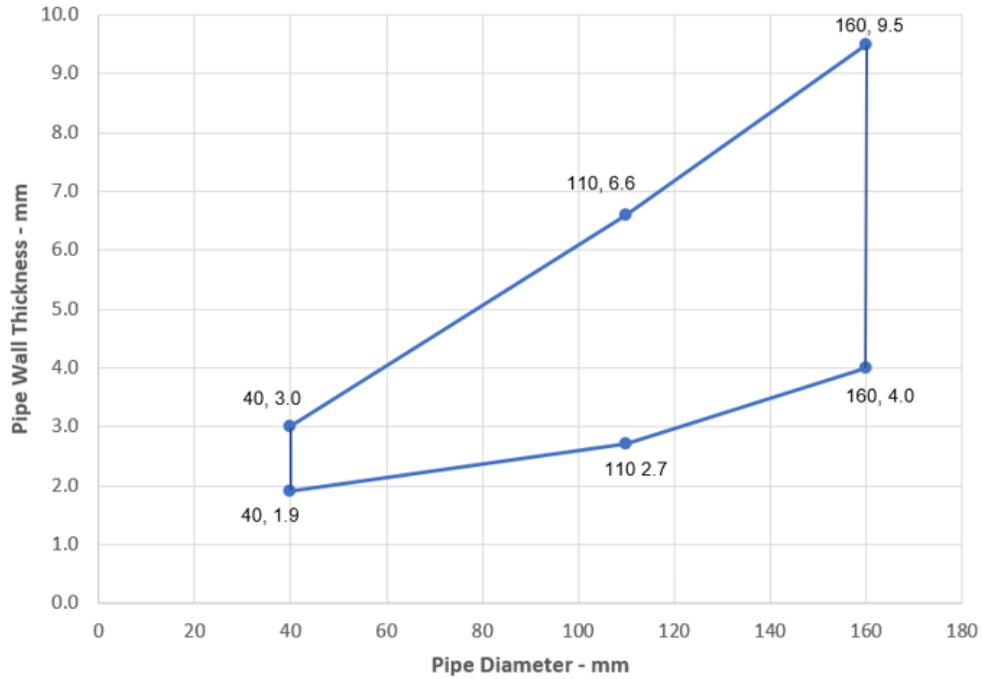
80113803
2021.10 , ver. 1
1549

FOR NÆRMERE INFORMASJON:

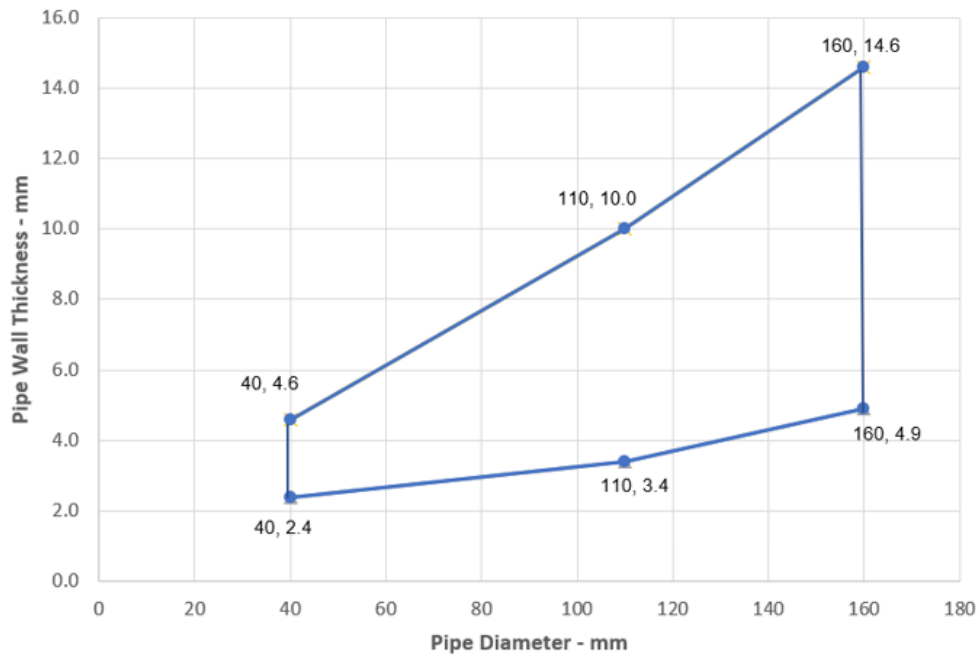
Sika Norge AS
Sanitetsveien 1,
NO-2013 SKJETTEN, Norge

tlf. +47 67 06 79 00
www.sika.no

PVC Pipes 40-160 - C/C



PE Pipes 40-160 - C/C



Ytelseserklæring
SikaSeal-626 Fire Board+

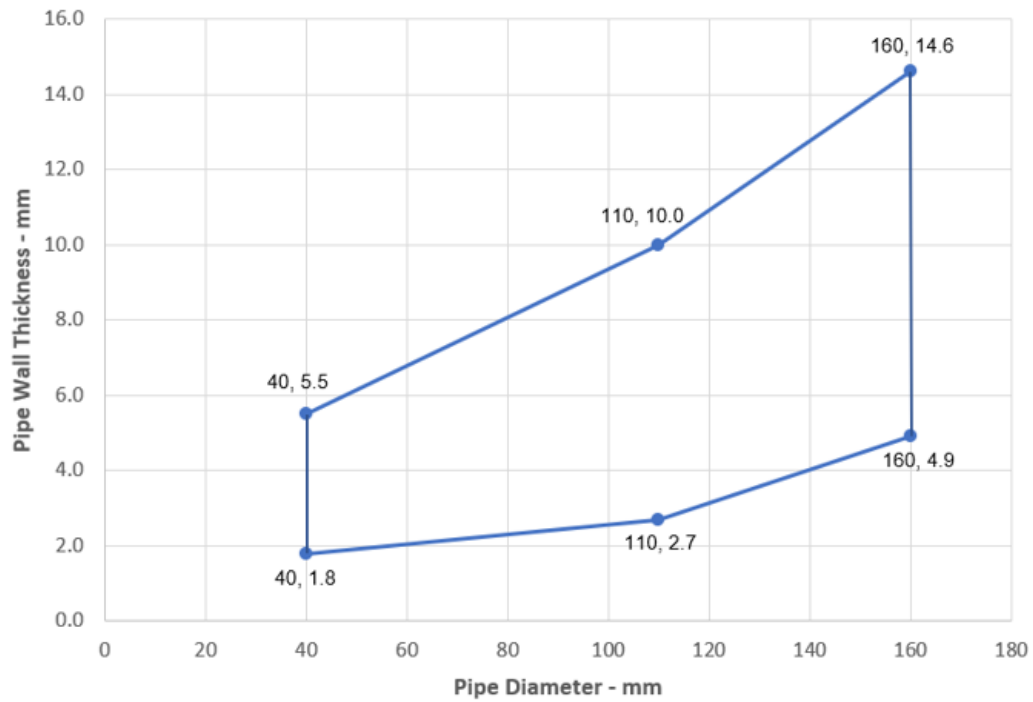
80113803
2021.10 , ver. 1
1549

FOR NÆRMERE INFORMASJON:

Sika Norge AS
Sanitetsveien 1,
NO-2013 SKJETTEN, Norge

tlf. +47 67 06 79 00
www.sika.no

PP Pipes 40-160 - C/C



Ytelseserklæring
SikaSeal-626 Fire Board+

80113803
2021.10 , ver. 1
1549

FOR NÆRMERE INFORMASJON:

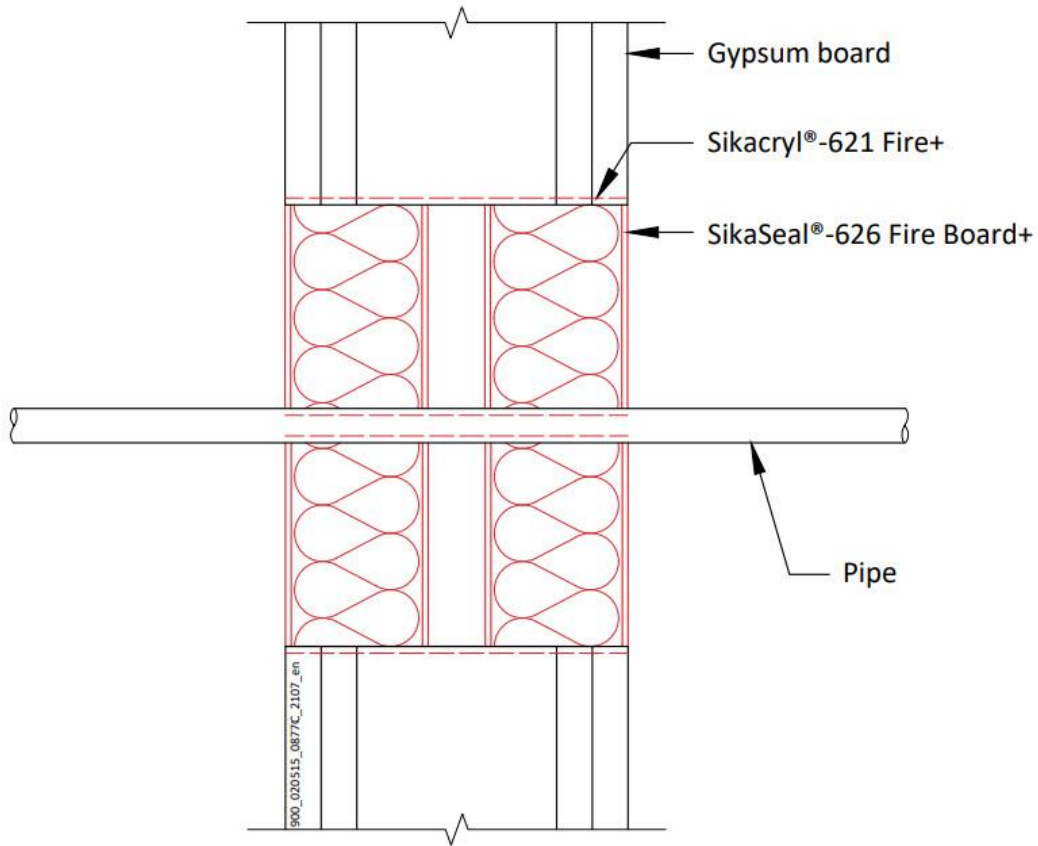
Sika Norge AS
Sanitetsveien 1,
NO-2013 SKJETTEN, Norge

tlf. +47 67 06 79 00
www.sika.no

A.6.2 Metallic pipe penetration seal with 2x SikaSeal-626 Fire Board+ 1-S

Penetration Seal: Metallic pipes fitted at any position within the aperture, with 50 mm SikaSeal-626 Fire Board+ 1-S to both sides of the wall. Minimum separation between penetration seals and seal edges of 30 mm. (Configuration 1 & 2).

Construction details:



Ytelseserklæring
SikaSeal-626 Fire Board+

80113803
2021.10 , ver. 1
1549

FOR NÆRMERE INFORMASJON:

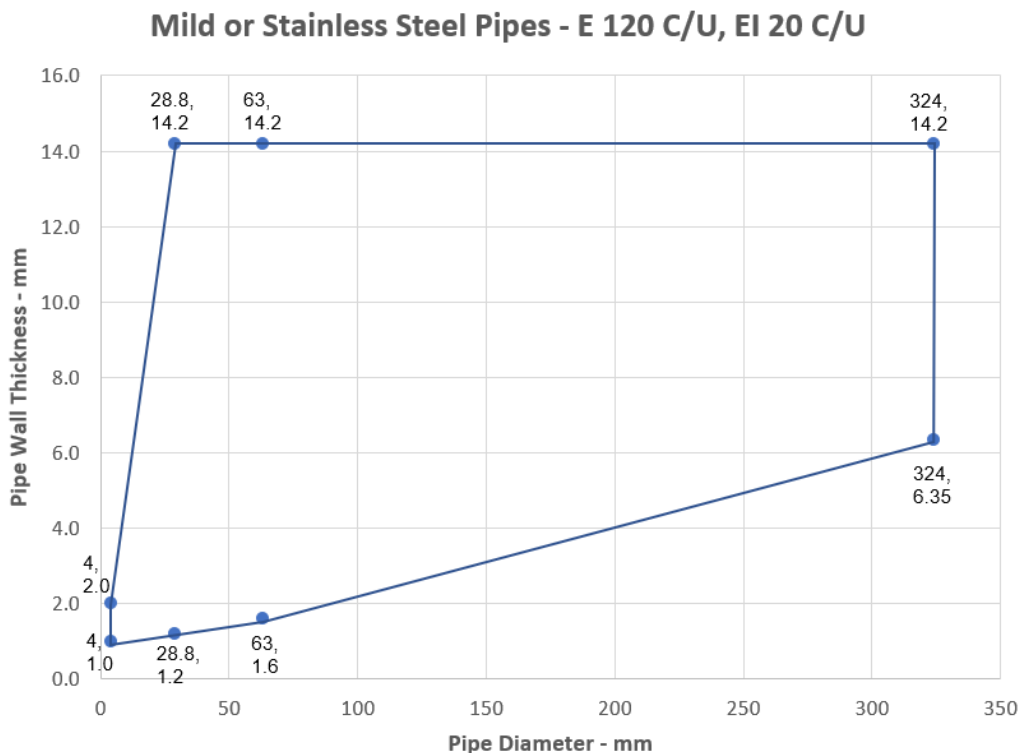
Sika Norge AS
Sanitetsveien 1,
NO-2013 SKJETTEN, Norge

tlf. +47 67 06 79 00
www.sika.no

A.6.2.1 Double side penetration seal with metallic pipes

Services	Insulation	Permitted configuration for seal separation	Classification
Mild or stainless steel pipe	None	1 & 2	E 120 C/U, EI 30 C/U
Maximum 63 mm diameter *			
63-324 mm diameter*			
Copper, mild or stainless steel pipe			
12 mm diameter /0.7-6.0 mm wall thickness	None	1 & 2	E 120 C/C, EI 30 C/C
12-54 mm diameter *			E 120 C/C, EI 15 C/C
Alupex pipe			
Maximum 75 mm diameter*	None	1 & 2	E 120 C/C, EI 20 C/C

*See below graph for interpolation pipe sizes



Ytelseserklæring
SikaSeal-626 Fire Board+

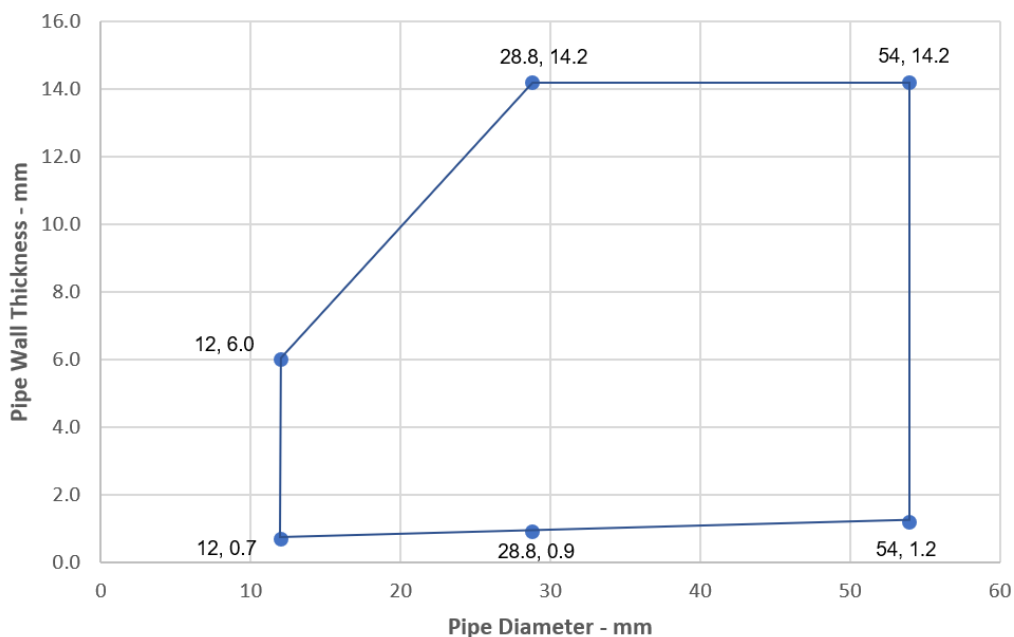
80113803
2021.10 , ver. 1
1549

FOR NÆRMERE INFORMASJON:

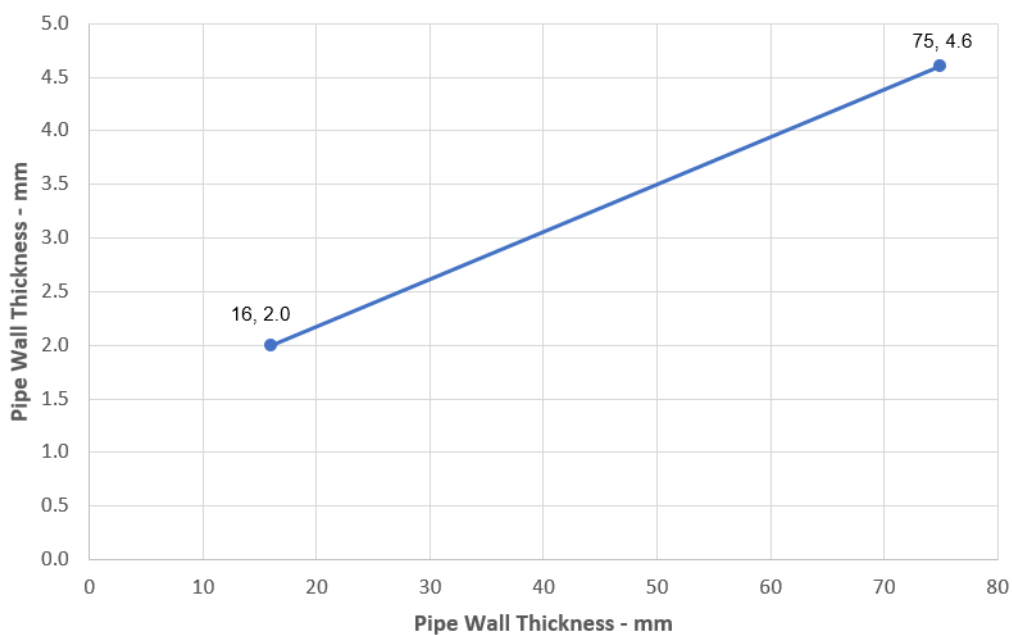
Sika Norge AS
Sanitetsveien 1,
NO-2013 SKJETTEN, Norge

tlf. +47 67 06 79 00
www.sika.no

Copper, mild or Stainless Steel Pipes - E 120 C/C, EI 15 C/C



Alupex Pipes - E 120 C/C, EI 20 C/C



Ytelseserklæring
SikaSeal-626 Fire Board+

80113803
2021.10 , ver. 1
1549

FOR NÆRMERE INFORMASJON:

Sika Norge AS
Sanitetsveien 1,
NO-2013 SKJETTEN, Norge

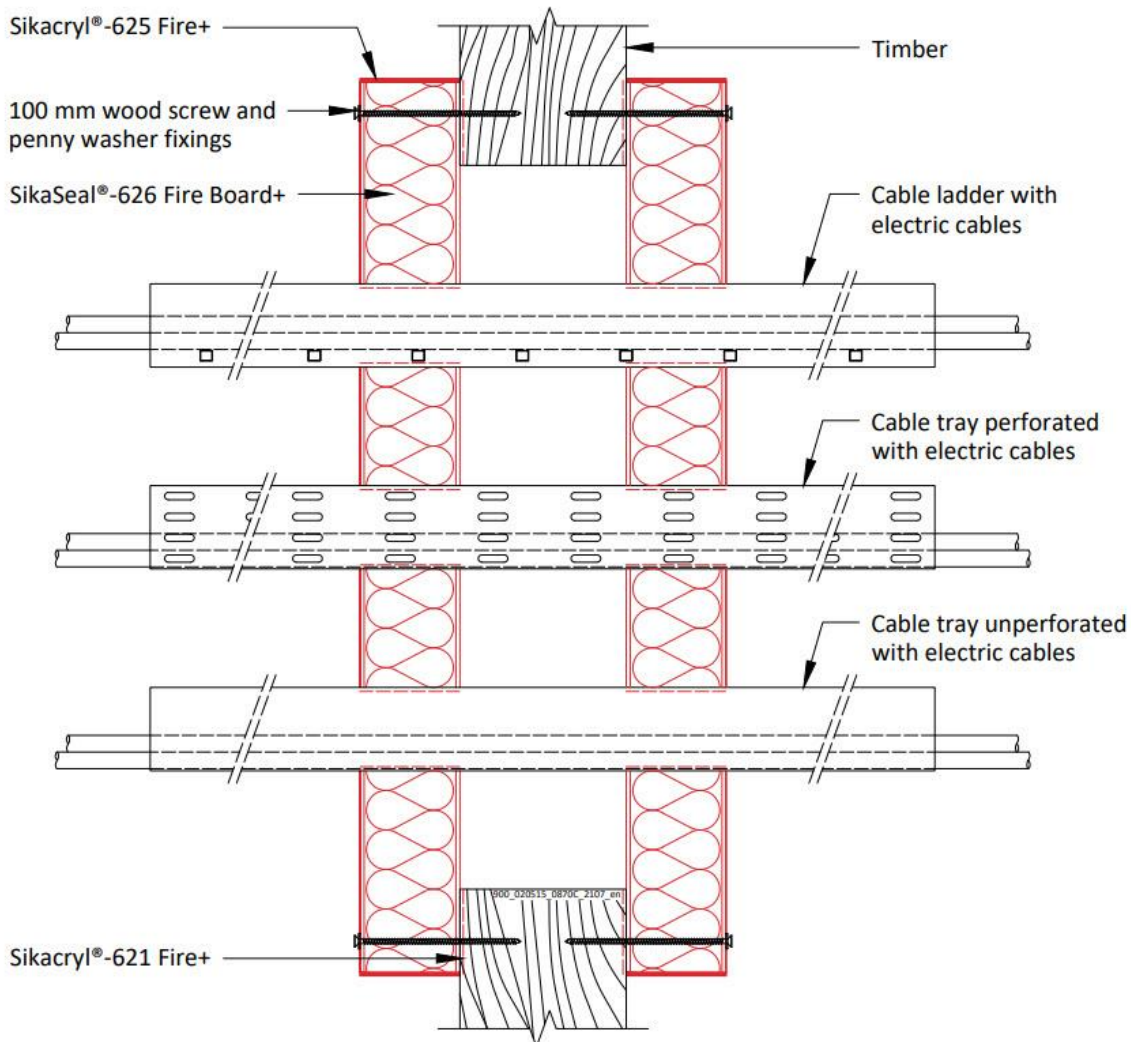
tlf. +47 67 06 79 00
www.sika.no

A.7 Timber wall constructions according to 2. 2) with wall thickness of minimum 100 mm

A.7.1 SikaSeal-626 Fire Board+ 50 mm 1-S penetration seal (pattress) with cables

Penetration Seal: Cables fitted at any position within the aperture, with 50 mm SikaSeal-626 Fire Board+ 1-S to both sides of the wall. Boards to be pattress fixed with 100 mm wood screws and penny washers at 300 mm centres and with a minimum 100 mm overlap around the opening.

Construction details:



A.7.1.1 Two side penetration seal with cables

Services	Maximum aperture	Classification
----------	------------------	----------------

Ytelseserklæring
SikaSeal-626 Fire Board+

80113803
2021.10 , ver. 1
1549

**FOR NÆRMERE
INFORMASJON:**

Sika Norge AS
Sanitetsveien 1,
NO-2013 SKJETTEN, Norge

tlf. +47 67 06 79 00
www.sika.no

Electrical cables up to 21 mm Ø (single, bundled and on trays)	1200 mm x 600 mm	E 120, EI 90
Electrical cables up to 50 mm Ø (single, bundled and on trays)		

Ytelseserklæring
SikaSeal-626 Fire Board+

80113803
2021.10 , ver. 1
1549

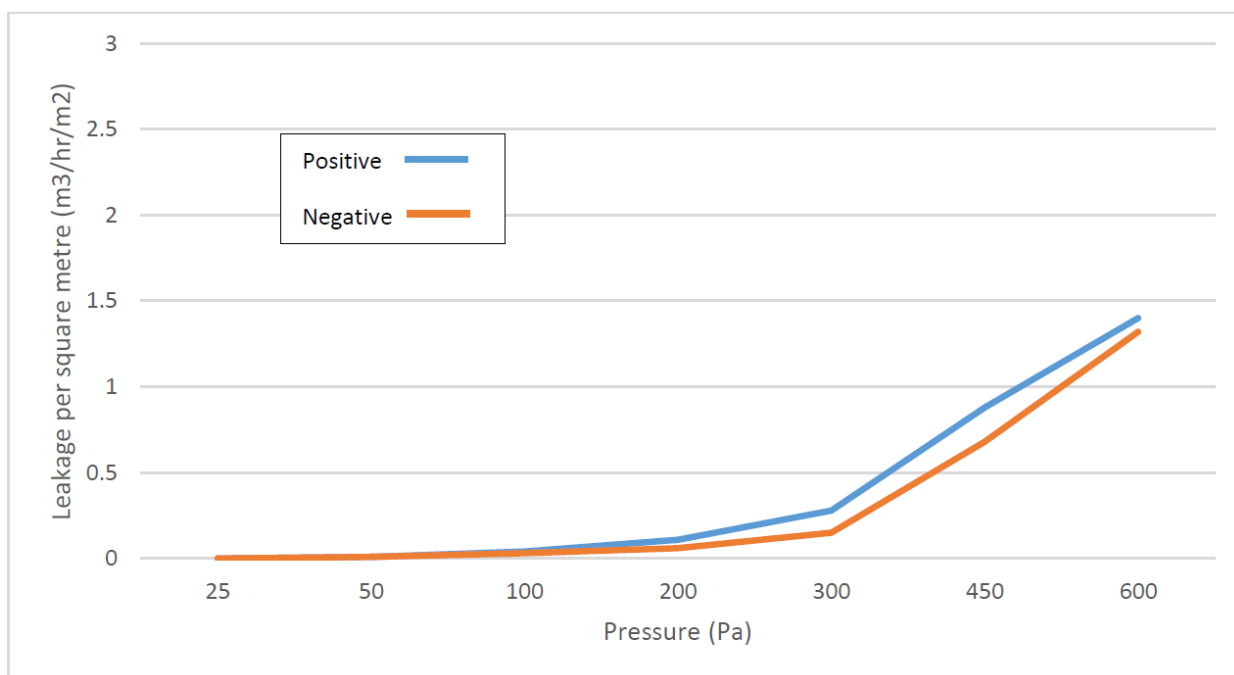
**FOR NÆRMERE
INFORMASJON:**

Sika Norge AS
Sanitetsveien 1,
NO-2013 SKJETTEN, Norge

tlf. +47 67 06 79 00
www.sika.no

ANNEX B – AIR PERMEABILITY – SIKASEAL-626 FIRE BOARD+

Product tested	1200mm high x 600mm wide SikaSeal-626 Fire Board+ 50mm 2-S		
Summary of testing procedure		Result	
	Pressure (Pa)	Leakage (m ³ /h)	Leakage (m ³ /m ² /h)
Results under negative chamber pressure	25	0.00	0.00
	50	0.01	0.01
	100	0.02	0.03
	200	0.04	0.06
	300	0.11	0.15
	450	0.49	0.68
	600	0.95	1.32
Results under positive chamber pressure	25	0.00	0.00
	50	0.01	0.01
	100	0.03	0.04
	200	0.08	0.11
	300	0.2	0.28
	450	0.63	0.88
	600	1.01	1.40



Ytelseserklæring
SikaSeal-626 Fire Board+

80113803
2021.10 , ver. 1
1549

FOR NÆRMERE INFORMASJON:

Sika Norge AS
Sanitetsveien 1,
NO-2013 SKJETTEN, Norge

tlf. +47 67 06 79 00
www.sika.no

**8 RELEVANT TEKNISK DOKUMENTASJON OG/ELLER
SPESIFIKK TEKNISK DOKUMENTASJON**

Ytelsen til produktet identifisert ovenfor er i samsvar med settet med deklarererte ytelser. Denne ytelseserklæringen er utstedt, i samsvar med forordning (EU) nr. 305/2011, under eget ansvar av produsenten som er identifisert ovenfor.

Undertegnet for og på vegne av produsenten av:

Navn : Tomek Gutowski
Function: Corporate Standardization
and Approvals Manager
At place on date of issue

Navn : Name
Function: CPE
At place on date of issue

.....
.....

End of information as required by Regulation (EU) No 305/2011

Ytelseserklæring
SikaSeal-626 Fire Board+

80113803
2021.10 , ver. 1
1549

**FOR NÆRMERE
INFORMASJON:**

Sika Norge AS
Sanitetsveien 1,
NO-2013 SKJETTEN, Norge

tlf. +47 67 06 79 00
www.sika.no



FULL CE-MERKING



21

Sika Services AG, Zurich, Switzerland

DoP No. 80113803

Reaction to fire	D – s1, d0
Resistance to fire	Annex A
Air permeability	Annex B
Water permeability	No performance assessed
Release of dangerous substances	No performance assessed
Mechanical resistance and stability	No performance assessed
Resistance to impact/movement	No performance assessed
Adhesion	No performance assessed
Durability	Y1
Airborne sound insulation	29 (-1;-3) dB ¹ ;
	29 (0;-2) dB ²
	52 (-4;-7) dB ³
	53 (-4;-7) dB ⁴
Thermal properties	No performance assessed
Water vapour permeability	No performance assessed

Ytelseserklæring
SikaSeal-626 Fire Board+

80113803
2021.10 , ver. 1
1549

FOR NÆRMERE INFORMASJON:

Sika Norge AS
Sanitetsveien 1,
NO-2013 SKJETTEN, Norge

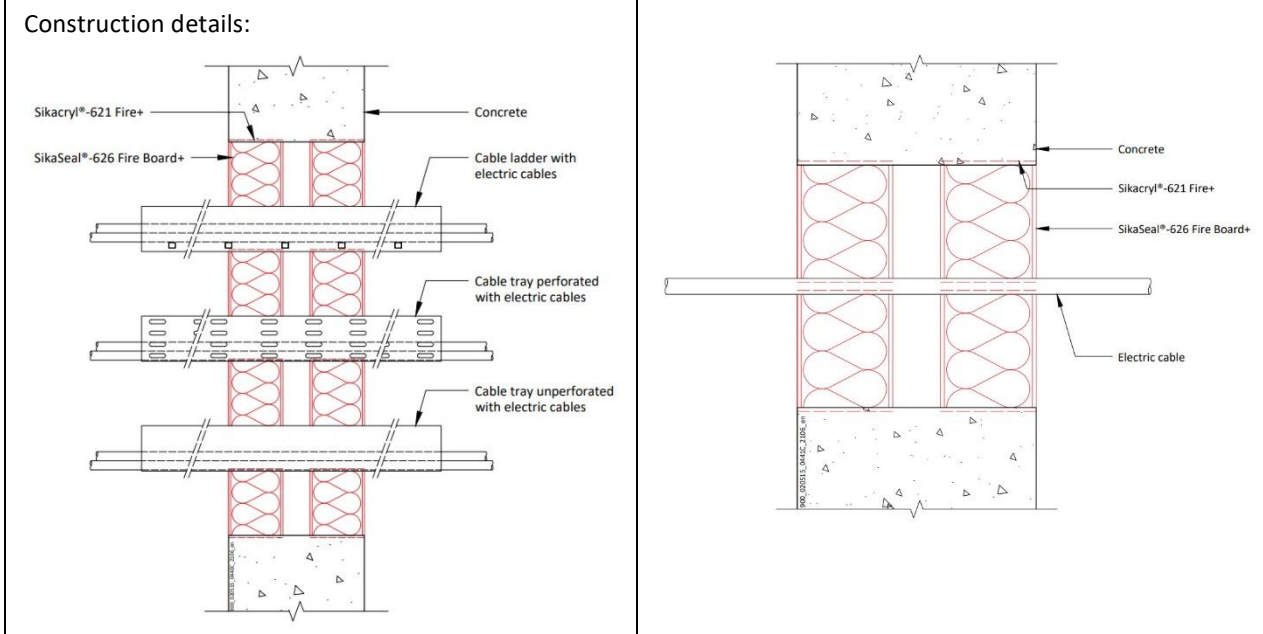
tlf. +47 67 06 79 00
www.sika.no

ANNEX A – RESISTANCE TO FIRE CLASSIFICATION – SIKASEAL-626 FIRE BOARD+

A.1 Rigid wall constructions according to 2. 2)

A.1.1 Cable penetration seal with 2x 60 mm thick SikaSeal-626 Fire Board+ 2-S in minimum 150 mm thick walls

Penetration Seal: Cables fitted at any position within the aperture, with 60 mm SikaSeal-626 Fire Board+ 2-S to both sides of the wall.



A.1.1.1 Double side penetration seal with cables

Services	Classification
None (blank), at max. 1200 x 1200 mm	EI 240
None (blank)	E 240, EI 180
Single electrical cables up to 21 mm \varnothing	
Single or bundled electrical cables up to 21 mm \varnothing , with or without trays	E 240, EI 180
Electrical cables up to 80 mm \varnothing (single, bundled and on trays)	E 180, EI 60
Cables up to 21mm \varnothing in tied bundles up to 100mm \varnothing	E 180, EI 120
Steel cable trays & ladders	E 180, EI 60
Plastic conduits up to 16 mm \varnothing	EI 180 C/U, EI 180 C/C

Ytelseserklæring
SikaSeal-626 Fire Board+

80113803
2021.10 , ver. 1
1549

FOR NÆRMERE INFORMASJON:

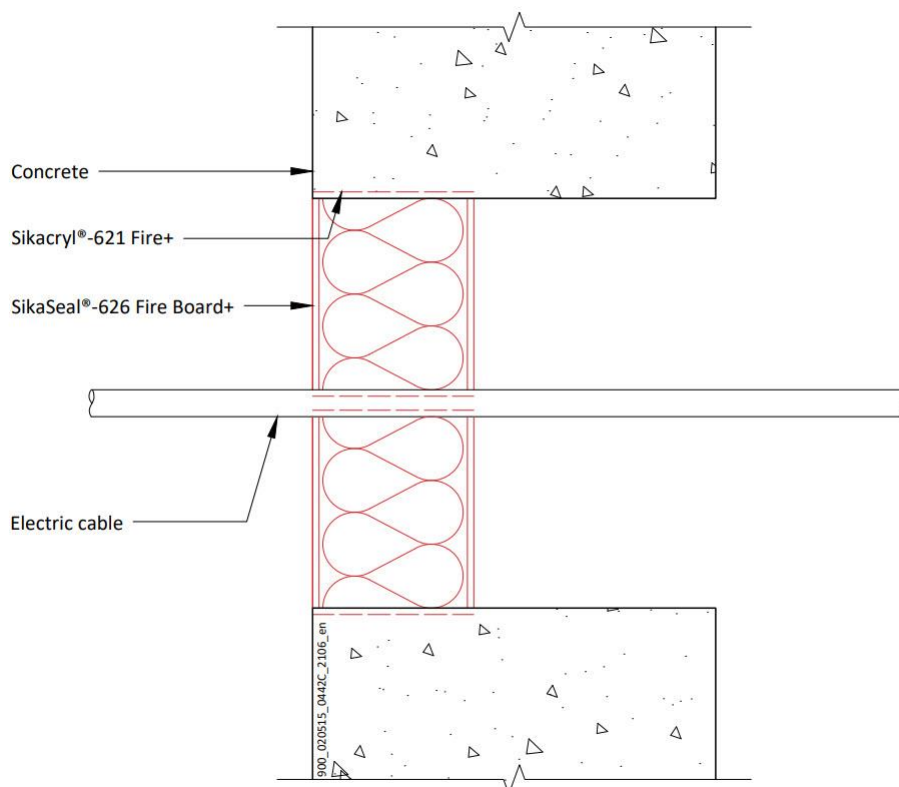
Sika Norge AS
Sanitetsveien 1,
NO-2013 SKJETTEN, Norge

tlf. +47 67 06 79 00
www.sika.no

A.1.2 Cable penetration seal with 1x 60 mm thick SikaSeal-626 Fire Board+ 2-S

Penetration Seal: Cables (single) fitted at any position within the aperture, with SikaSeal-626 Fire Board+ 2-S positioned to either face of the wall (or anywhere in between).

Construction details:



A.1.2.1 Single side penetration seal with cables in minimum 150 mm thick walls

Services	Maximum aperture	Classification
None (blank)	As section 2. 5)	E 240, EI 90
Single electrical cables up to 21 mm Ø		
Single A1 cable = 5 x 1.5 mm ² core HD603.3 electrical cable with PVC insulation, PVC sheath and 14 mm diameter	70 x 70 mm	EI 240
Single A2 cable = 5 x 1.5 mm ² core HD22.4 electrical cable with EPR insulation, PO sheath and 11.2-14.4 mm diameter		
Single A3 cable = 5 x 1.5 mm ² core HD604.5 electrical cable with XLPE insulation, EVA sheath and 13 mm diameter		

A.1.2.2 Single side penetration seal with cables in minimum 75 mm thick walls

Services	Maximum aperture	Classification
None (blank)	As section 2. 5)	E 120, EI 90
Single electrical cables up to 21 mm Ø		

Ytelseserklæring
SikaSeal-626 Fire Board+

80113803
2021.10 , ver. 1
1549

FOR NÆRMERE INFORMASJON:

Sika Norge AS
Sanitetsveien 1,
NO-2013 SKJETTEN, Norge

tlf. +47 67 06 79 00
www.sika.no

Ytelseserklæring
SikaSeal-626 Fire Board+

80113803
2021.10 , ver. 1
1549

**FOR NÆRMERE
INFORMASJON:**

Sika Norge AS
Sanitetsveien 1,
NO-2013 SKJETTEN, Norge

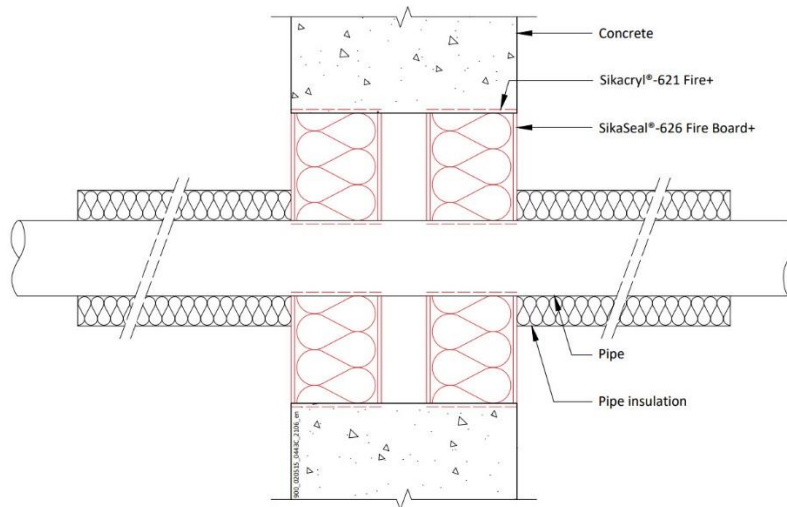
tlf. +47 67 06 79 00
www.sika.no



A.1.3 Pipe penetration seal with 2x 60 mm thick SikaSeal-626 Fire Board+ 2-S

Penetration Seal: 1000 mm (min.) LI (Local Interrupted) or CI (Continuous Interrupted) insulated metallic pipes (single) fitted at any position within the aperture, with 60 mm SikaSeal-626 Fire Board+ to both sides of the wall in minimum 150 mm thick walls.

Construction details:



A.1.3.1 Double side penetration seal with pipes

Services	Maximum aperture	Insulation, minimum thickness and density	Classification
Mild or stainless steel pipe			
40 mm diameter/1.5-14.2 mm wall*	1200 x 1200 mm As section 2. 5)	20 mm Stone wool insulation 80 kg/m ³	EI 240 C/U
40 mm diameter/1.5-14.2 mm wall*			E 240 C/U, EI 180 C/U
40 mm diameter/1.5-14.2 mm wall*		30 mm Stone wool insulation 80 kg/m ³	E 240 C/U, EI 90 C/U
40 mm diameter/1.5-14.2 mm wall*			
50 mm diameter/1.7-14.2 mm wall*			
60 mm diameter/1.9-14.2 mm wall*			
75 mm diameter/2.2-14.2 mm wall*			
90 mm diameter/2.5-14.2 mm wall*			
100 mm diameter/2.7-14.2 mm wall*			
115 mm diameter/3-14.2 mm wall*			
140 mm diameter/3.5-14.2 mm wall*			
165 mm diameter/ 3.9-14.2 mm wall*			
180 mm diameter/ 4.2-14.2 mm wall*			
200 mm diameter/ 4.6-14.2 mm wall*			
219 mm diameter/ 5.0-14.2 mm wall*			

* Typical pipe diameters shown, see below graph for intermediate sizes

Services	Maximum aperture	Insulation, minimum thickness and density	Classification
Alupex composite			
16 mm diameter/2.25 mm wall	1200 x 1200 mm	20 mm Stone wool insulation 80 kg/m ³	EI 240 U/C
16 mm diameter/2.25 mm wall	As section 2. 5)		E 240 U/C

Ytelseserklæring
SikaSeal-626 Fire Board+

80113803
2021.10 , ver. 1
1549

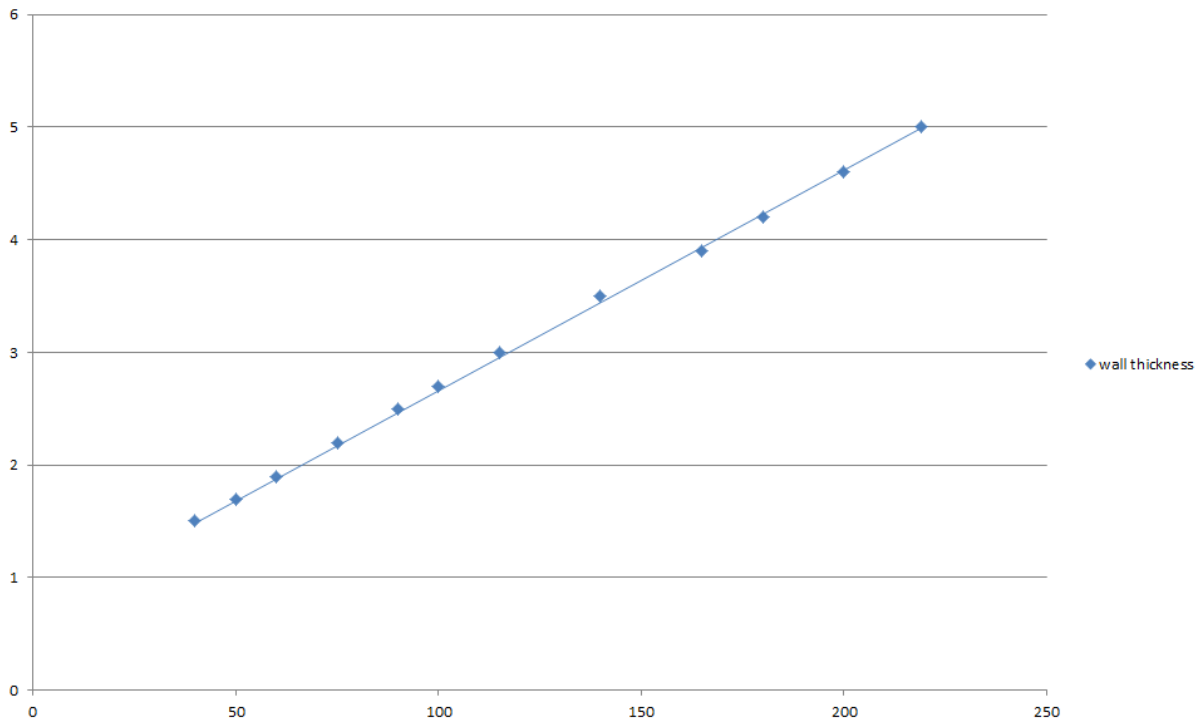
FOR NÆRMERE INFORMASJON:

Sika Norge AS
Sanitetsveien 1,
NO-2013 SKJETTEN, Norge

tlf. +47 67 06 79 00
www.sika.no

			EI 180 U/C
Copper pipe			
Up to 54 mm diameter Copper or steel pipe 0.9-14.2 mm wall	As section 2. 5)	20 mm Stone wool insulation 80 kg/m ³	E 240 C/U, EI 120 C/U

Pipe diameter vs Wall thickness



Ytelseserklæring
SikaSeal-626 Fire Board+

80113803
2021.10 , ver. 1
1549

**FOR NÆRMERE
INFORMASJON:**

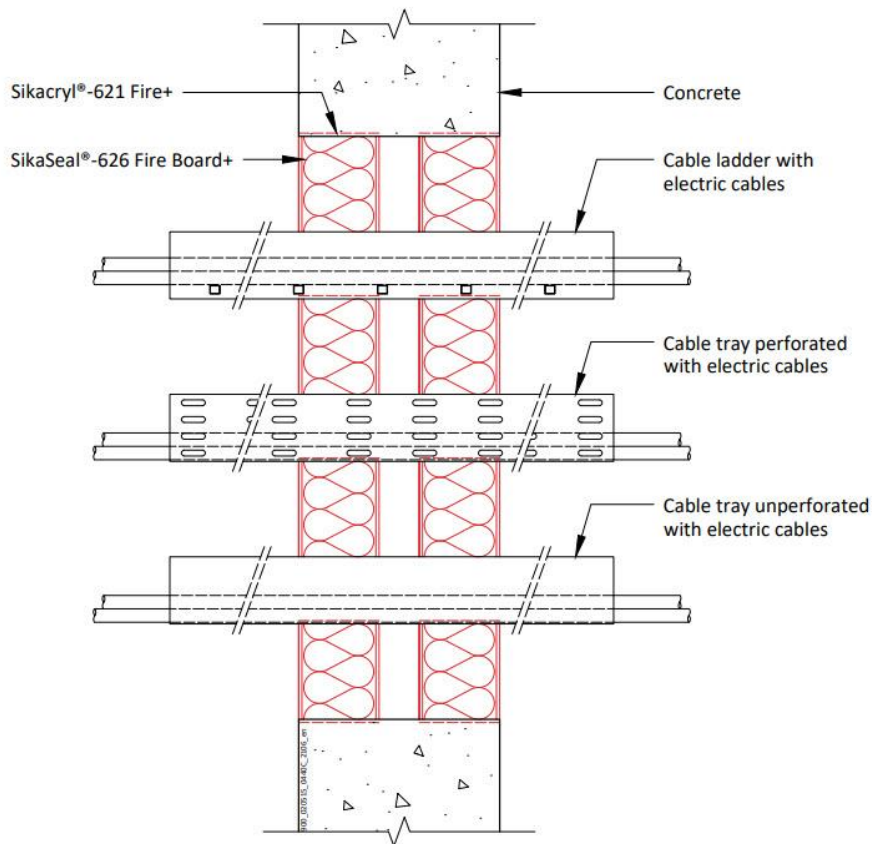
Sika Norge AS
Sanitetsveien 1,
NO-2013 SKJETTEN, Norge

tlf. +47 67 06 79 00
www.sika.no

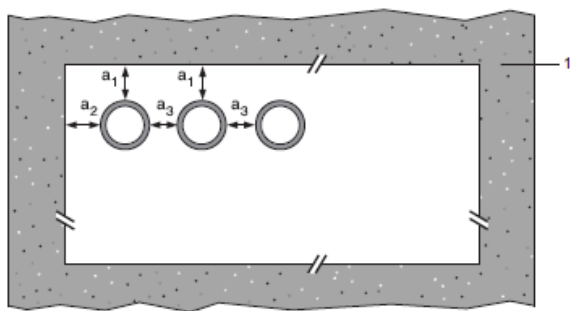
A.1.4 Pipe penetration seal with 2x SikaSeal-626 Fire Board+ 2-S

Penetration Seal: CS (Continuous Sustained) insulated metallic pipes fitted at any position within the aperture, with 60 mm SikaSeal-626 Fire Board+ 2-S to both sides of the wall. Minimum separation between penetration seals and seal edges of 30 mm in minimum 150 mm thick walls.

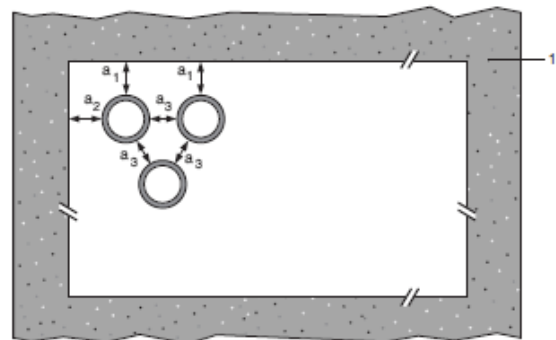
Construction details:



Configuration 1



Configuration 2



Key

- 1 Supporting construction
- a1 Pipe / top edge of seal separation

Ytelseserklæring
SikaSeal-626 Fire Board+

80113803
2021.10 , ver. 1
1549

**FOR NÆRMERE
INFORMASJON:**

Sika Norge AS
Sanitetsveien 1,
NO-2013 SKJETTEN, Norge

tlf. +47 67 06 79 00
www.sika.no

a2 Pipe / side edge of seal separation
a3 Pipe / pipe separation

A.1.4.1 Double side penetration seal with pipes

Services	Insulation	Classification
Mild or stainless steel pipe		
40 mm diameter/1-14.2 mm wall	20 mm thick stone, mineral wool 80 kg/m ³	E 240 C/U, EI 180 C/U
40 mm diameter/1-14.2 mm wall*	30-80 mm thick stone, mineral wool min. 80 kg/m ³	
50 mm diameter/1.2-14.2 mm wall*		
60 mm diameter/1.4-14.2 mm wall*		
75 mm diameter/1.6-14.2 mm wall*		
90 mm diameter/1.9-14.2 mm wall*		
100 mm diameter/2.1-14.2 mm wall*		
115 mm diameter/2.4-14.2 mm wall*		
140 mm diameter/2.9-14.2 mm wall*		
165 mm diameter/ 3.4-14.2 mm wall*		
180 mm diameter/ 3.6-14.2 mm wall*		
200 mm diameter/ 4.0-14.2 mm wall*		
219 mm diameter/ 4.3-14.2 mm wall*		
250 mm diameter/ 5.0-14.2 mm wall*		
300 mm diameter/ 5.9-14.2 mm wall*		
324 mm diameter/ 6.35-14.2 mm wall*		

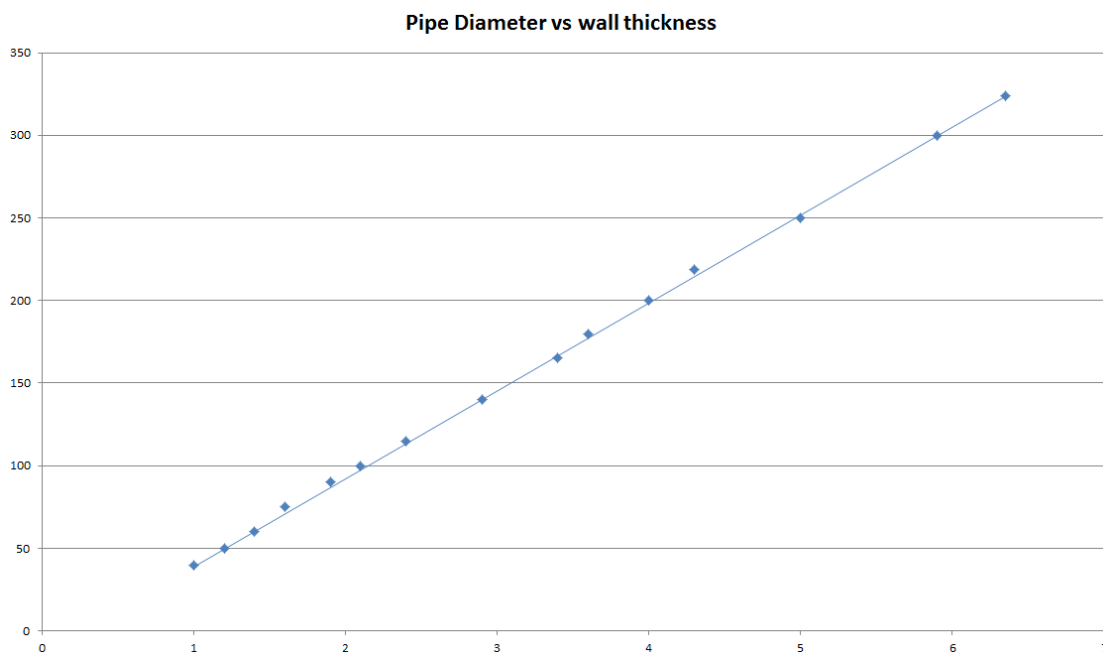
Ytelseserklæring
SikaSeal-626 Fire Board+

80113803
2021.10 , ver. 1
1549

FOR NÆRMERE INFORMASJON:

Sika Norge AS
Sanitetsveien 1,
NO-2013 SKJETTEN, Norge

tlf. +47 67 06 79 00
www.sika.no



Ytelseserklæring
SikaSeal-626 Fire Board+

80113803
2021.10 , ver. 1
1549

**FOR NÆRMERE
INFORMASJON:**

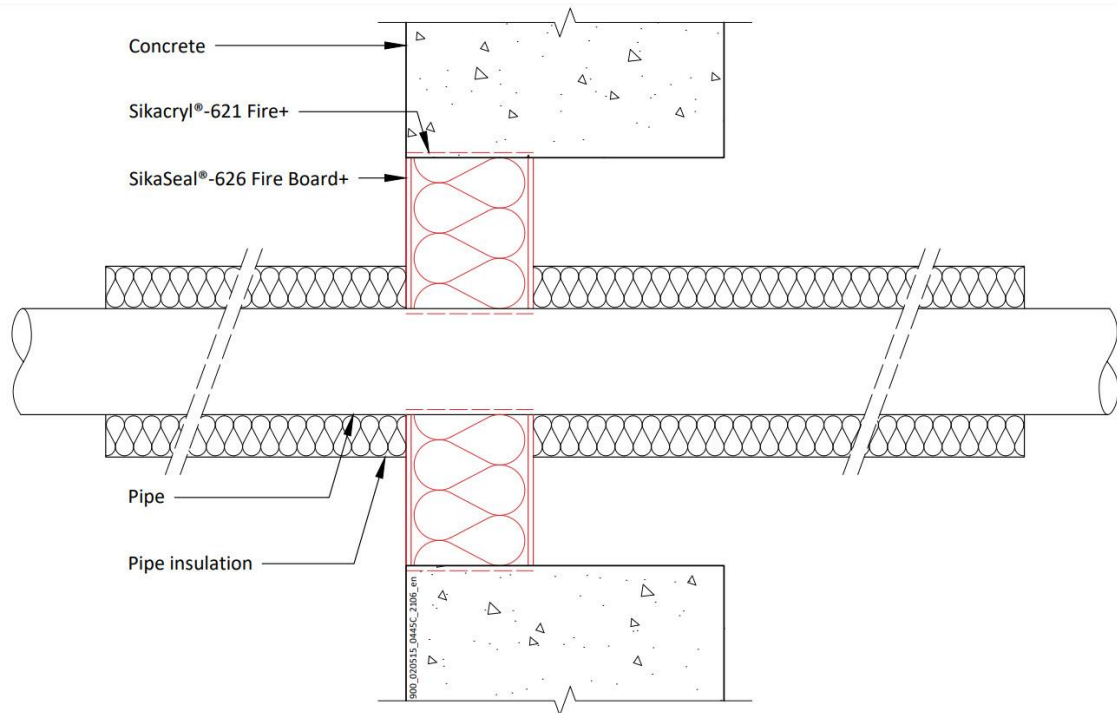
Sika Norge AS
Sanitetsveien 1,
NO-2013 SKJETTEN, Norge

tlf. +47 67 06 79 00
www.sika.no

A.1.5 Pipe penetration seal with 1x 60 mm thick SikaSeal-626 Fire Board+ 2-S

Penetration Seal: 1000 mm (min.)* LI (Local Interrupted), CI (Continuous Interrupted) or CS (continuous sustained) insulated metallic and composite pipes (single) fitted at any position within the aperture, with 60 mm SikaSeal-626 Fire Board+ to one side of the wall.

Construction details:



* 600 mm long insulation required for Alupex pipes

A.1.5.1 Single side penetration seal with pipes in minimum 150 mm thick walls

Services	Maximum Aperture	Insulation, minimum thickness and density	Classification
Up to 12 mm diameter Copper or steel pipe 0.9-14.2 mm wall	70 x 70 mm	20 mm Stone wool insulation 80 kg/m ³	EI 240 C/U
Up to 54 mm diameter Copper or steel pipe 0.9-14.2 mm wall	115 x 115 mm		E 240 C/U, EI 120 C/U
75 mm diameter Alupex composite pipe 7.5 mm wall	200 x 200 mm	30 mm Stone wool insulation 80 kg/m ³	EI 120 C/C
Up to 54 mm diameter Copper or steel pipe 0.9-14.2 mm wall	As section 2. 5)	20 mm Stone wool insulation 80 kg/m ³	E 240 C/U, EI 90 C/U
Up to 75 mm diameter Alupex composite pipe 7.5 mm wall		30 mm Stone wool insulation 80 kg/m ³	E 120 C/C, EI 90 C/C
325 mm diameter Steel pipe*		30 mm Stone wool insulation 80 kg/m ³	E 120 C/U, EI 90 C/U

* Typical pipe diameters shown, see below graph for intermediate sizes

Ytelseserklæring
SikaSeal-626 Fire Board+

80113803
2021.10 , ver. 1
1549

**FOR NÆRMERE
INFORMASJON:**

Sika Norge AS
Sanitetsveien 1,
NO-2013 SKJETTEN, Norge

tlf. +47 67 06 79 00
www.sika.no

Ytelseserklæring
SikaSeal-626 Fire Board+

80113803
2021.10 , ver. 1
1549

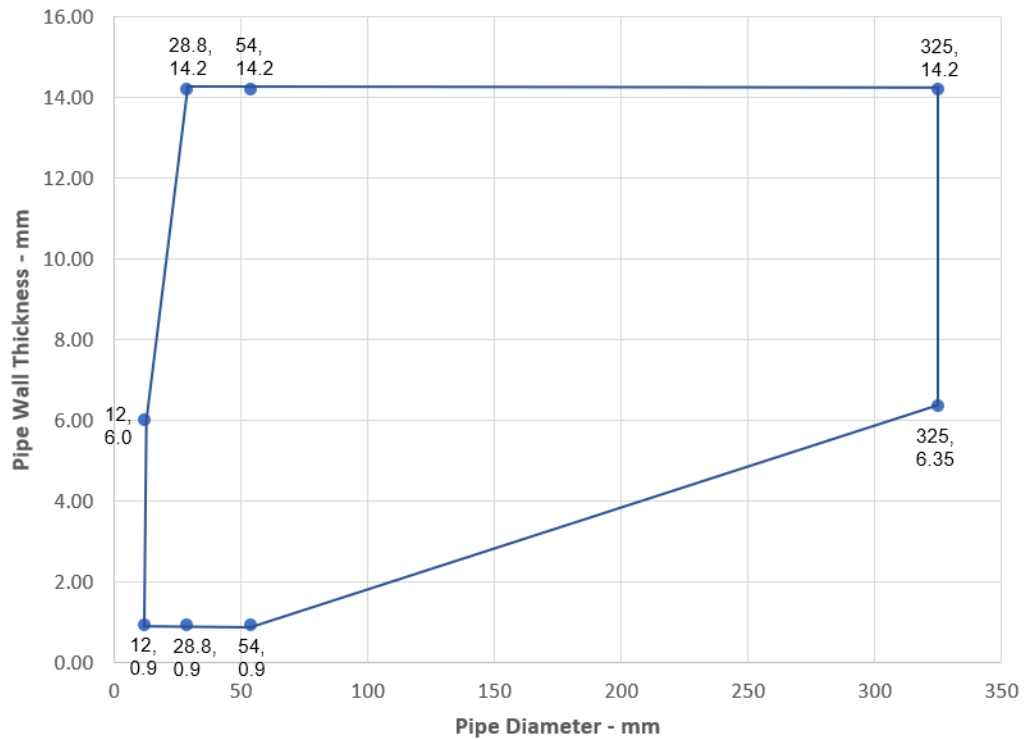
**FOR NÆRMERE
INFORMASJON:**

Sika Norge AS
Sanitetsveien 1,
NO-2013 SKJETTEN, Norge

tlf. +47 67 06 79 00
www.sika.no



Mild or Stainless Steel Pipes - E 120 C/U, EI 90 C/U



Ytelseserklæring
SikaSeal-626 Fire Board+

80113803
2021.10 , ver. 1
1549

FOR NÆRMERE INFORMASJON:

Sika Norge AS
Sanitetsveien 1,
NO-2013 SKJETTEN, Norge

tlf. +47 67 06 79 00
www.sika.no

Services	Maximum Aperture	Insulation, minimum thickness and density	Classification
Mild or stainless steel pipe			
40 mm diameter/1.5-14.2 mm wall*	280 x 280 mm	20 mm Stone wool insulation 80 kg/m ³	EI 240 C/U
40 mm diameter/1.5-14.2 mm wall*		30 mm Stone wool insulation 80 kg/m ³	
50 mm diameter/1.7-14.2 mm wall*			
60 mm diameter/1.9-14.2 mm wall*			
75 mm diameter/2.2-14.2 mm wall*			
90 mm diameter/2.5-14.2 mm wall*			
100 mm diameter/2.7-14.2 mm wall*			
115 mm diameter/3-14.2 mm wall*			
140 mm diameter/3.5-14.2 mm wall*			
165 mm diameter/ 3.9-14.2 mm wall*			
180 mm diameter/ 4.2-14.2 mm wall*			
200 mm diameter/ 4.6-14.2 mm wall*			
219 mm diameter/ 5.0-14.2 mm wall*			
40 mm diameter/1.5-14.2 mm wall*	As section 2. 5)	20 mm Stone wool insulation 80 kg/m ³	E 240 C/U, EI 90 C/U
50 mm diameter/1.7-14.2 mm wall*		30 mm Stone wool insulation 80 kg/m ³	
60 mm diameter/1.9-14.2 mm wall*			
75 mm diameter/2.2-14.2 mm wall*			
90 mm diameter/2.5-14.2 mm wall*			
100 mm diameter/2.7-14.2 mm wall*			
115 mm diameter/3-14.2 mm wall*			
140 mm diameter/3.5-14.2 mm wall*			
165 mm diameter/ 3.9-14.2 mm wall*			
180 mm diameter/ 4.2-14.2 mm wall*			
200 mm diameter/ 4.6-14.2 mm wall*			
219 mm diameter/ 5.0-14.2 mm wall*			

* Typical pipe diameters shown, see below graph for intermediate sizes

Ytelseserklæring
SikaSeal-626 Fire Board+

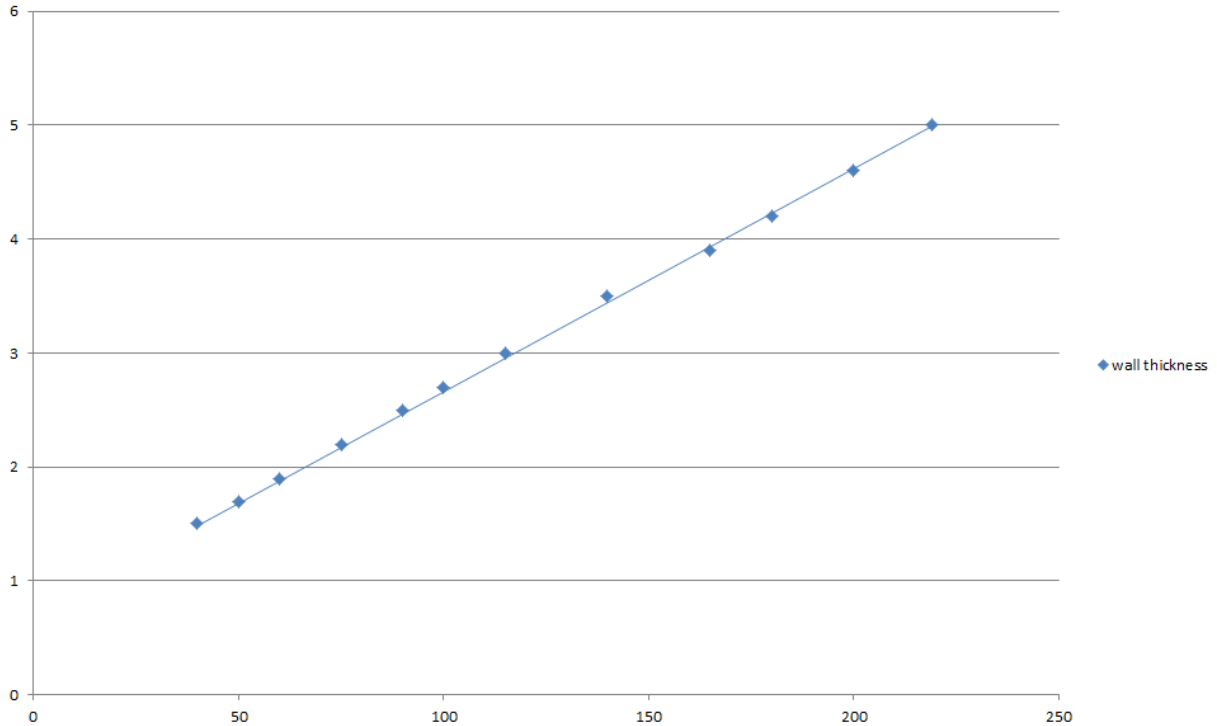
80113803
2021.10 , ver. 1
1549

FOR NÆRMERE INFORMASJON:

Sika Norge AS
Sanitetsveien 1,
NO-2013 SKJETTEN, Norge

tlf. +47 67 06 79 00
www.sika.no

Pipe diameter vs Wall thickness



A.1.5.2 Single side penetration seal with pipes in minimum 75 mm thick walls

Services	Maximum Aperture	Insulation, minimum thickness and density	Classification
Up to 54 mm diameter Copper or steel pipe 0.9-14.2 mm wall	As section 2. 5)	20 mm Stone wool insulation 80 kg/m ³	E 120 C/U, EI 90 C/U
Up to 75 mm diameter Alupex composite pipe 7.5 mm wall		30 mm Stone wool insulation 80 kg/m ³	E 120 C/C, EI 90 C/C
325 mm diameter Steel pipe*			E 120 C/U, EI 90 C/U

* Typical pipe diameters shown, see below graph for intermediate sizes

Ytelseserklæring
SikaSeal-626 Fire Board+

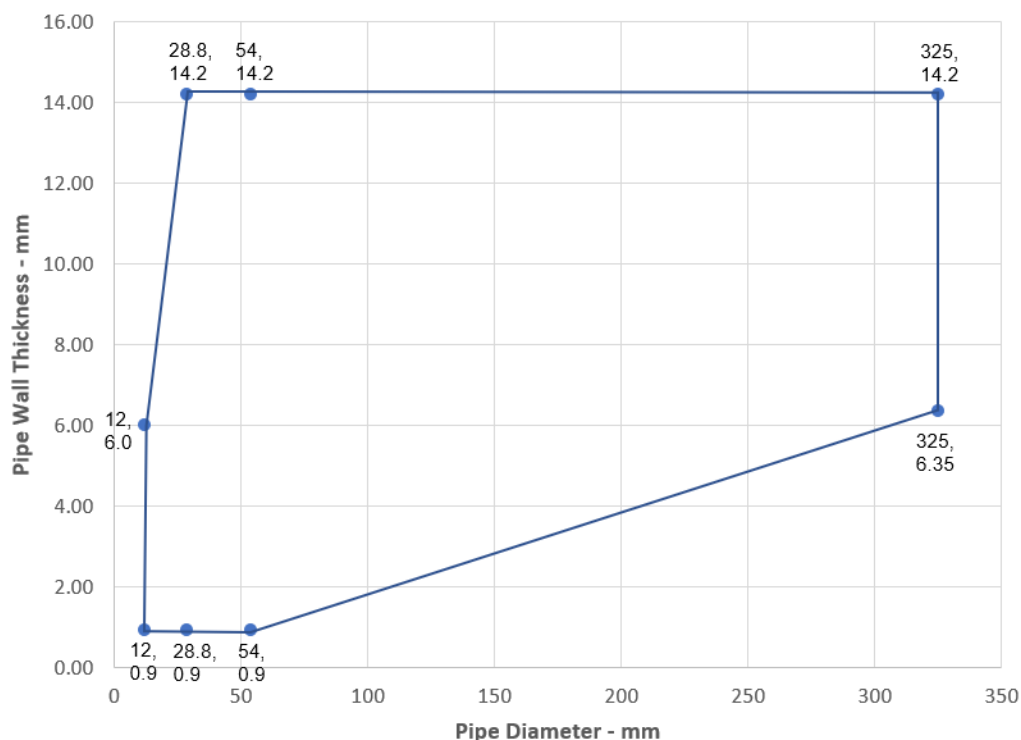
80113803
2021.10 , ver. 1
1549

FOR NÆRMERE INFORMASJON:

Sika Norge AS
Sanitetsveien 1,
NO-2013 SKJETTEN, Norge

tlf. +47 67 06 79 00
www.sika.no

Mild or Stainless Steel Pipes - E 120 C/U, EI 90 C/U



Services	Maximum Aperture	Insulation, minimum thickness and density	Classification
Mild or stainless steel pipe			
40 mm diameter/1.5-14.2 mm wall*	As section 2. 5)	20 mm Stone wool insulation 80 kg/m ³	E 120 C/U, EI 90 C/U
50 mm diameter/1.7-14.2 mm wall*		30 mm Stone wool insulation 80 kg/m ³	
60 mm diameter/1.9-14.2 mm wall*			
75 mm diameter/2.2-14.2 mm wall*			
90 mm diameter/2.5-14.2 mm wall*			
100 mm diameter/2.7-14.2 mm wall*			
115 mm diameter/3-14.2 mm wall*			
140 mm diameter/3.5-14.2 mm wall*			
165 mm diameter/ 3.9-14.2 mm wall*			
180 mm diameter/ 4.2-14.2 mm wall*			
200 mm diameter/ 4.6-14.2 mm wall*			
219 mm diameter/ 5.0-14.2 mm wall*			

* Typical pipe diameters shown, see below graph for intermediate sizes

Ytelseserklæring
SikaSeal-626 Fire Board+

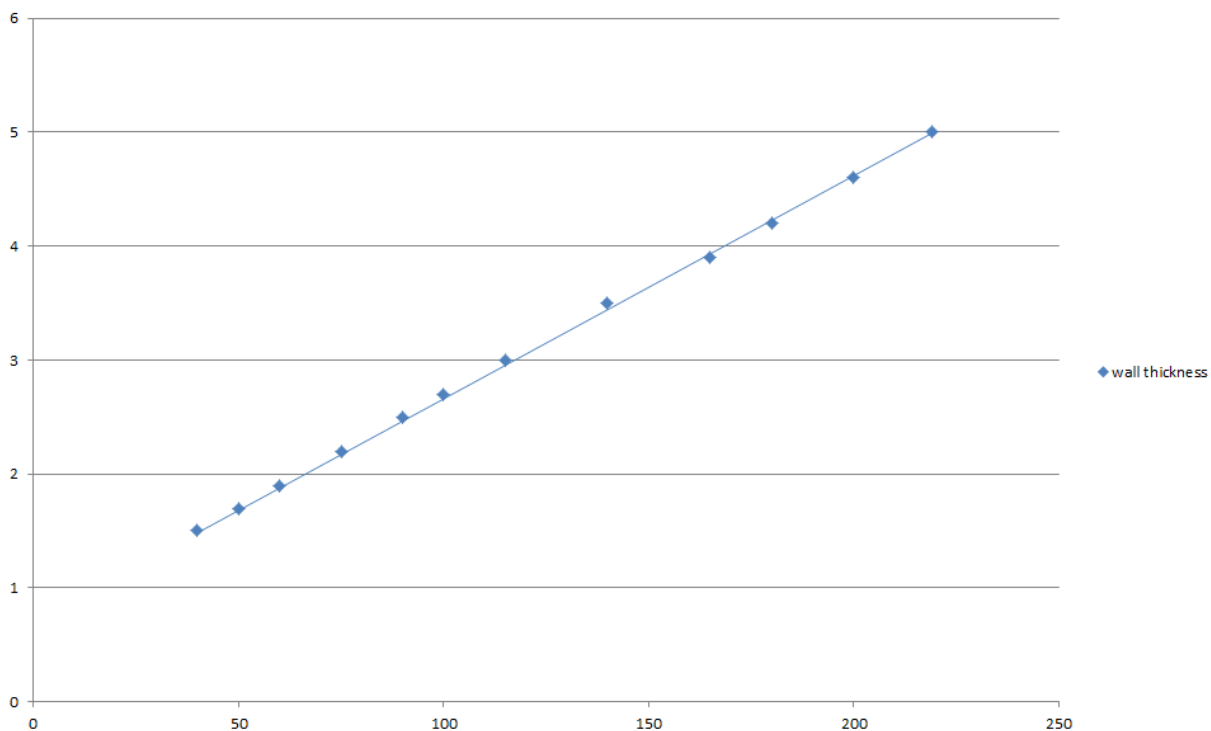
80113803
2021.10 , ver. 1
1549

FOR NÆRMERE INFORMASJON:

Sika Norge AS
Sanitetsveien 1,
NO-2013 SKJETTEN, Norge

tlf. +47 67 06 79 00
www.sika.no

Pipe diameter vs Wall thickness



Ytelseserklæring
SikaSeal-626 Fire Board+

80113803
2021.10 , ver. 1
1549

**FOR NÆRMERE
INFORMASJON:**

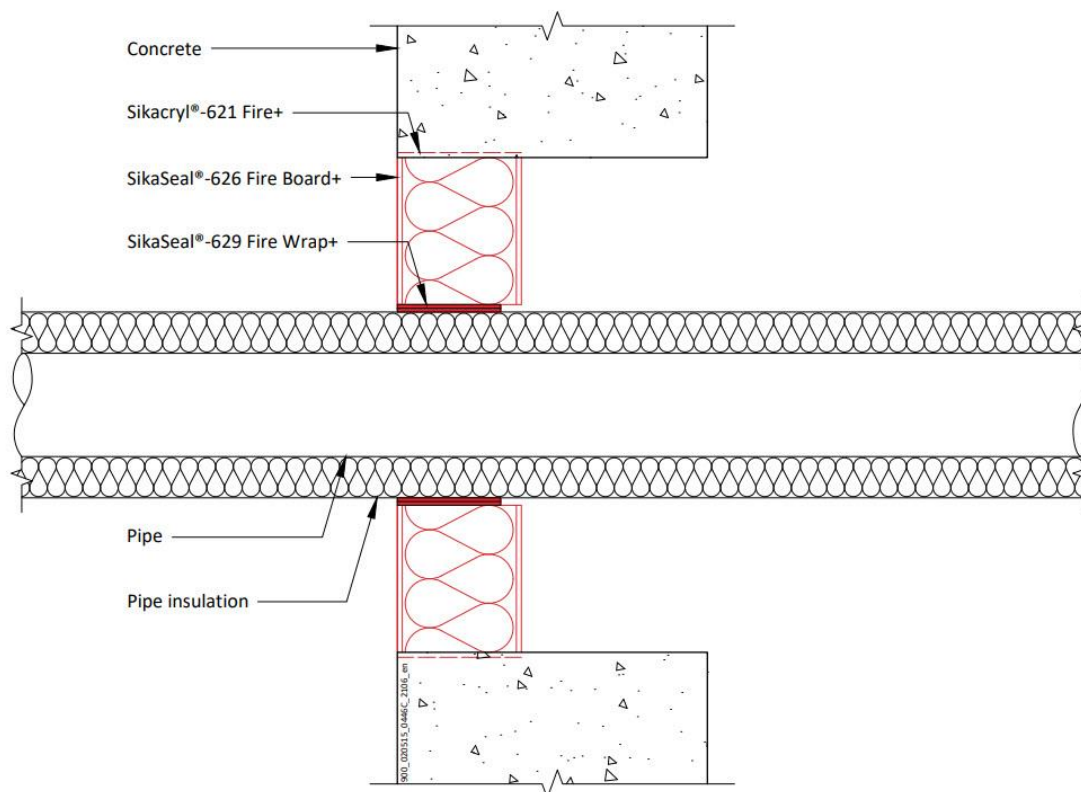
Sika Norge AS
Sanitetsveien 1,
NO-2013 SKJETTEN, Norge

tlf. +47 67 06 79 00
www.sika.no

A.1.6 Pipe penetration seal with 1x SikaSeal-626 Fire Board+ 2-S

Penetration Seal: CS (Continuous Sustained) insulated metallic pipes fitted at any position within the aperture, with 60 mm SikaSeal-626 Fire Board+ 2-S to either side of the wall (or anywhere in between). SikaSeal-629 Fire Wrap+ are required to be fitted around combustible pipe insulation.

Construction details:



A.1.6.1 Single side penetration seal with pipes in minimum 150 mm thick walls

Services	Wrap	Insulation	Classification
Mild or stainless steel pipe			
165 mm diameter/ 4.5-14.2 mm wall	50 x 1.8 mm SikaSeal-629 Fire Wrap+ fitted centrally	9-25 mm elastomeric insulation min. class B-s3, d0	E 120 U/C, E 120 C/U, E 120 C/C, EI 45 U/C, EI 45 C/U, EI 45 C/C
40-219 mm diameter*	Not required	30 mm stone wool min. 80 kg/m ³	E 240 U/C, E 240 C/U, E 240 C/C, EI 60 U/C, EI 60 C/U, EI 60 C/C
40-219 mm diameter*		30-50 mm stone wool min. 80 kg/m ³	E 180 U/C, E 180 C/U, E 180 C/C, EI 60 U/C, EI 60 C/U, EI 60 C/C
40-325 mm diameter*		50 mm stone wool min. 80 kg/m ³	E 180 U/C, E 180 C/U, E 180 C/C, EI 60 U/C, EI 60 C/U, EI 60 C/C

* Typical pipe diameters shown, see below graph for intermediate sizes

Ytelseserklæring
SikaSeal-626 Fire Board+

80113803
2021.10 , ver. 1
1549

FOR NÆRMERE INFORMASJON:

Sika Norge AS
Sanitetsveien 1,
NO-2013 SKJETTEN, Norge

tlf. +47 67 06 79 00
www.sika.no

Ytelseserklæring
SikaSeal-626 Fire Board+

80113803
2021.10 , ver. 1
1549

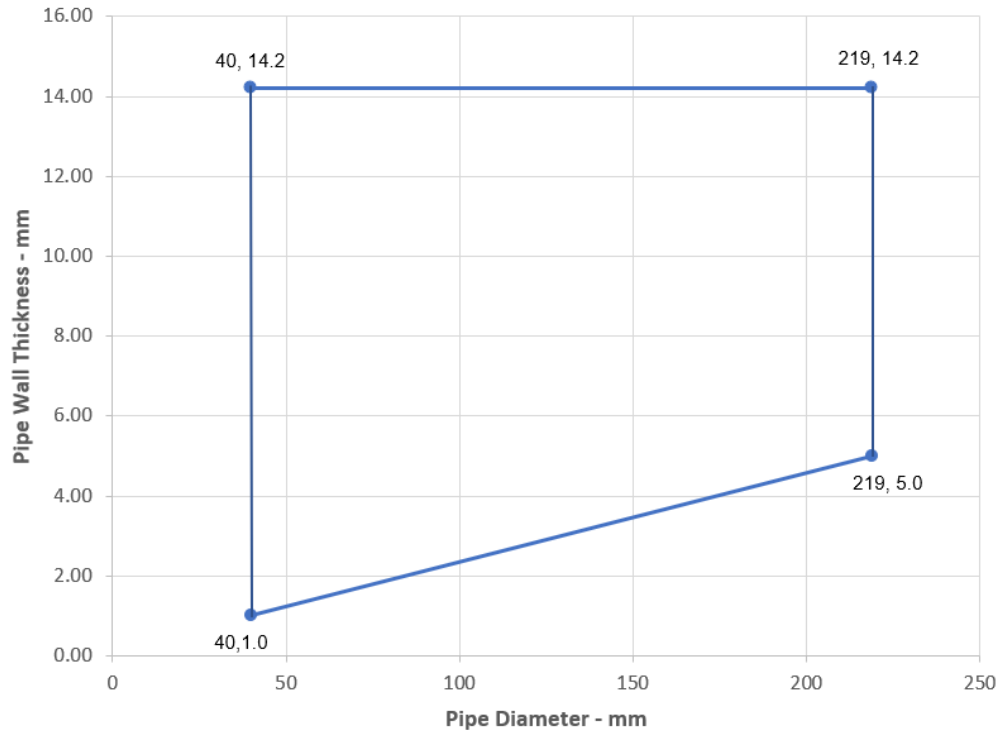
**FOR NÆRMERE
INFORMASJON:**

Sika Norge AS
Sanitetsveien 1,
NO-2013 SKJETTEN, Norge

tlf. +47 67 06 79 00
www.sika.no



Pipe diameter vs Wall thickness



Ytelseserklæring
SikaSeal-626 Fire Board+

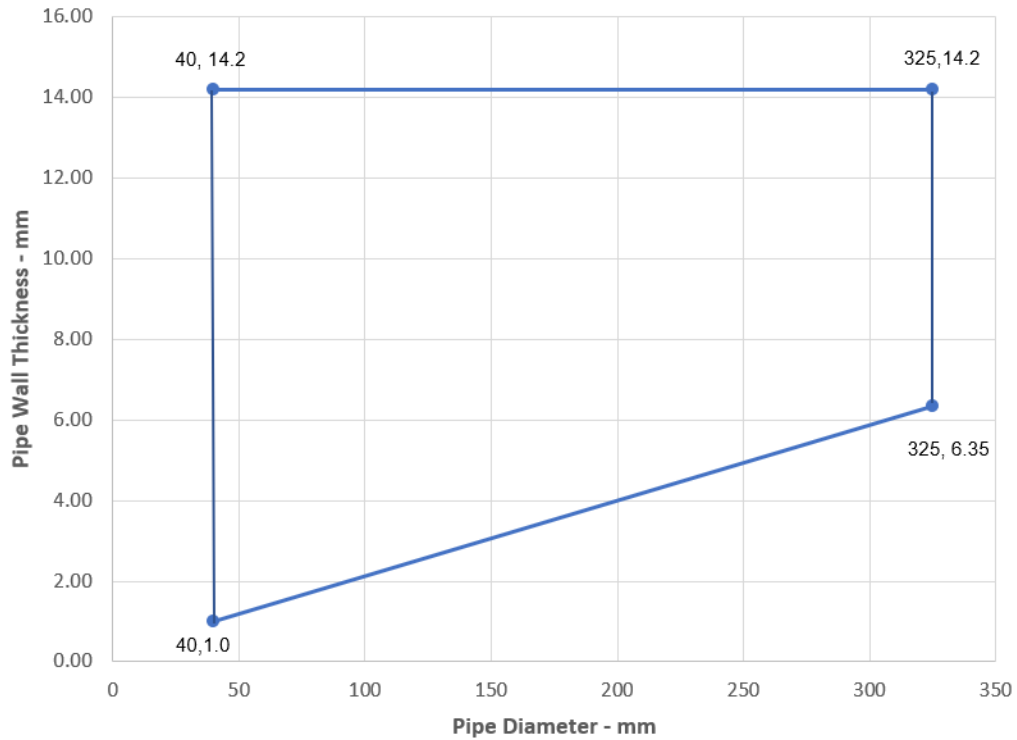
80113803
2021.10 , ver. 1
1549

FOR NÆRMERE INFORMASJON:

Sika Norge AS
Sanitetsveien 1,
NO-2013 SKJETTEN, Norge

tlf. +47 67 06 79 00
www.sika.no

Pipe diameter vs Wall thickness



Ytelseserklæring
SikaSeal-626 Fire Board+

80113803
2021.10 , ver. 1
1549

FOR NÆRMERE INFORMASJON:

Sika Norge AS
Sanitetsveien 1,
NO-2013 SKJETTEN, Norge

tlf. +47 67 06 79 00
www.sika.no

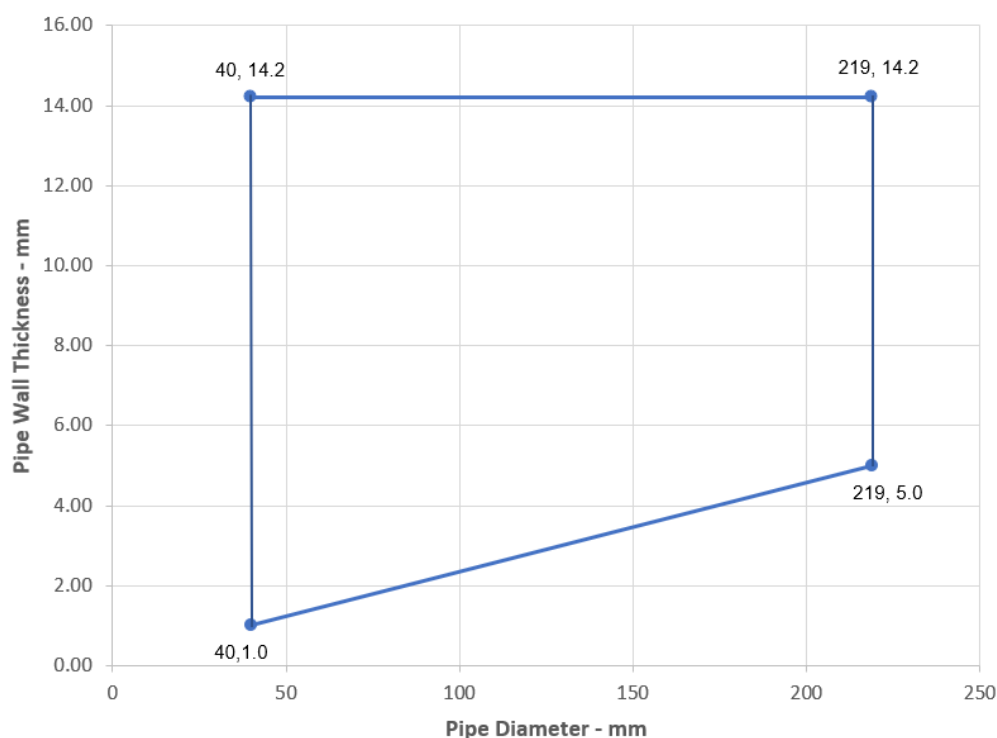
A.1.6.2 Single side penetration seal with pipes in minimum 75 mm thick walls

Single side penetration seal with pipes

Services	Wrap	Insulation	Classification
Mild or stainless steel pipe			
165 mm diameter/ 4.5-14.2 mm wall	50 x 1.8 mm SikaSeal-629 Fire Wrap+ fitted centrally	9-25 mm elastomeric insulation min. class B-s3, d0	E 120 U/C, E 120 C/U, E 120 C/C, EI 45 U/C, EI 45 C/U, EI 45 C/C
40-219 mm diameter*	Not required	30-50 mm stone wool min. 80 kg/m ³	E 120 U/C, E 120 C/U, E 120 C/C, EI 60 U/C, EI 60 C/U, EI 60 C/C
40-325 mm diameter*		50 mm stone wool min. 80 kg/m ³	E 120 U/C, E 120 C/U, E 120 C/C, EI 60 U/C, EI 60 C/U, EI 60 C/C

* Typical pipe diameters shown, see below graph for intermediate sizes

Pipe diameter vs Wall thickness



Ytelseserklæring
SikaSeal-626 Fire Board+

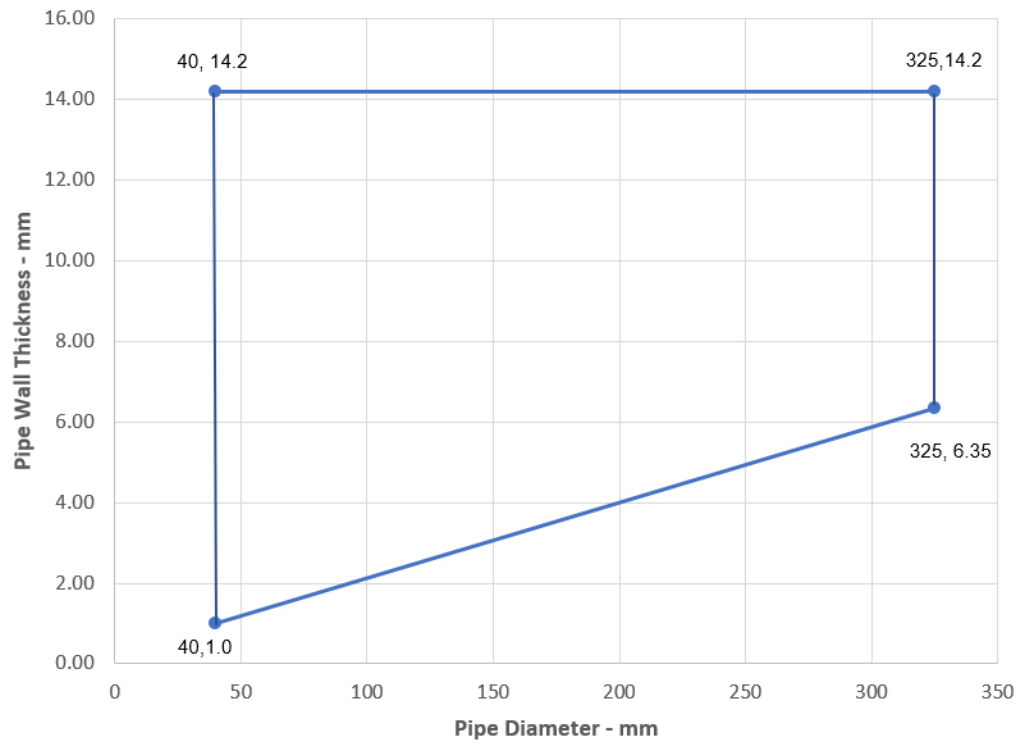
80113803
2021.10 , ver. 1
1549

FOR NÆRMERE INFORMASJON:

Sika Norge AS
Sanitetsveien 1,
NO-2013 SKJETTEN, Norge

tlf. +47 67 06 79 00
www.sika.no

Pipe diameter vs Wall thickness



Ytelseserklæring
SikaSeal-626 Fire Board+

80113803
2021.10 , ver. 1
1549

FOR NÆRMERE INFORMASJON:

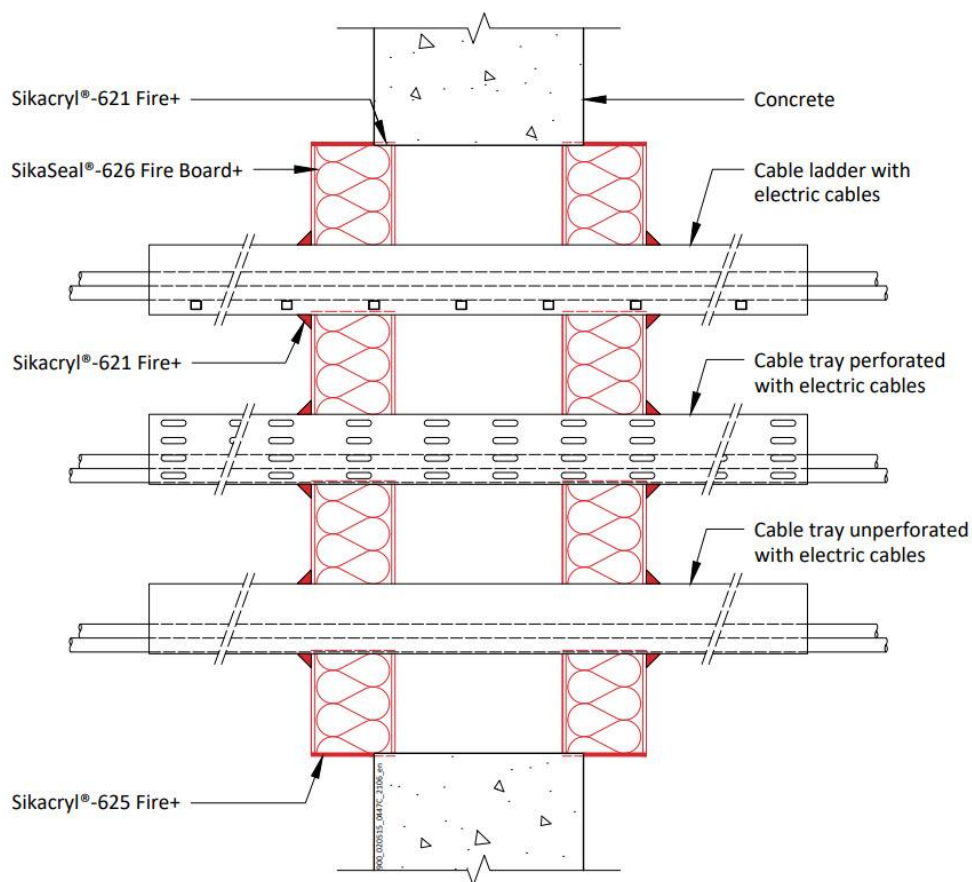
Sika Norge AS
Sanitetsveien 1,
NO-2013 SKJETTEN, Norge

tlf. +47 67 06 79 00
www.sika.no

A.1.7 SikaSeal-626 Fire Board+ 60 mm 2-S penetration seal (protruding) blank and with cables, in rigid wall min. 150 mm thick

Penetration Seal: Cables fitted at any position within the aperture, with 60 mm SikaSeal-626 Fire Board+ 2-S to both sides of the wall. Boards to be separated by minimum 90 mm.

Construction details:



A.1.7.1 Two side penetration seal with cables

Services	Maximum aperture	Classification
None (blank)	600 mm wide x 600 mm high	E 240, EI 180
Single or bundled electrical cables up to 21 mm Ø, with or without trays		E 240, EI 120
Electrical cables up to 80 mm Ø (single, bundled and on trays)		E 240, EI 60
Cables up to 21mm Ø in tied bundles up to 100mm Ø		EI 240
Steel cable trays & ladders		E 240, EI 180
Non-Sheathed wires up to 17 mm Ø		E 240, EI 180
Non-Sheathed wires up to 24 mm Ø		E 240, EI 90

Ytelseserklæring
SikaSeal-626 Fire Board+

80113803
2021.10 , ver. 1
1549

**FOR NÆRMERE
INFORMASJON:**

Sika Norge AS
Sanitetsveien 1,
NO-2013 SKJETTEN, Norge

tlf. +47 67 06 79 00
www.sika.no

Ytelseserklæring
SikaSeal-626 Fire Board+

80113803
2021.10 , ver. 1
1549

**FOR NÆRMERE
INFORMASJON:**

Sika Norge AS
Sanitetsveien 1,
NO-2013 SKJETTEN, Norge

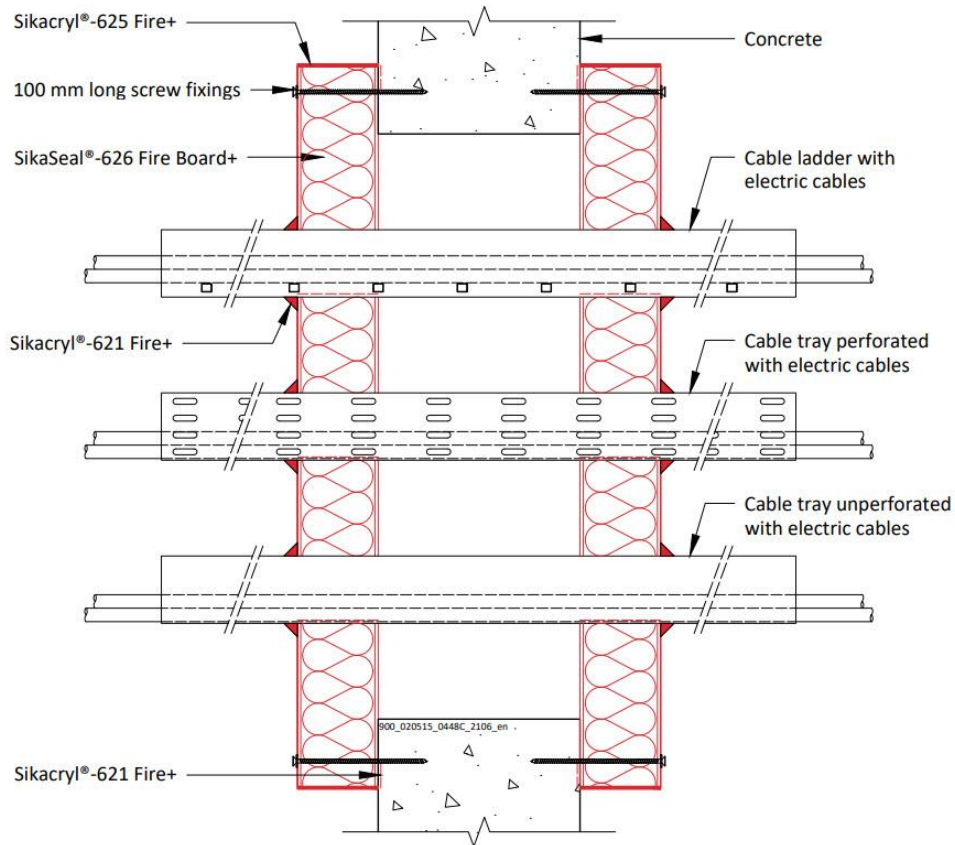
tlf. +47 67 06 79 00
www.sika.no



A.1.8 SikaSeal-626 Fire Board+ 60 mm 2-S penetration seal (pattress) blank and with cables, in rigid wall min. 150 mm thick

Penetration Seal: Cables fitted at any position within the aperture, with 60 mm SikaSeal-626 Fire Board+ 2-S to both sides of the wall. Boards to be pattress fixed with 100 mm steel screws and penny washers at 350 mm centres and with a minimum 50 mm overlap around the opening.

Construction details:



A.1.8.1 Two side penetration seal with cables

Services	Maximum aperture	Classification
None (blank)	600 mm wide x 600 mm high	E 240, EI 180
Single or bundled electrical cables up to 50 mm Ø, with or without trays		E 240, EI 90
Single or bundled electrical cables up to 80 mm Ø (single, bundled and on trays)		E 240, EI 60
Cables up to 21mm Ø in tied bundles up to 100mm Ø		EI 240
Steel cable trays & ladders		E 240, EI 180
Non-Sheathed wires up to 24 mm Ø		E 240, EI 120

Ytelseserklæring
SikaSeal-626 Fire Board+

80113803
2021.10 , ver. 1
1549

**FOR NÆRMERE
INFORMASJON:**

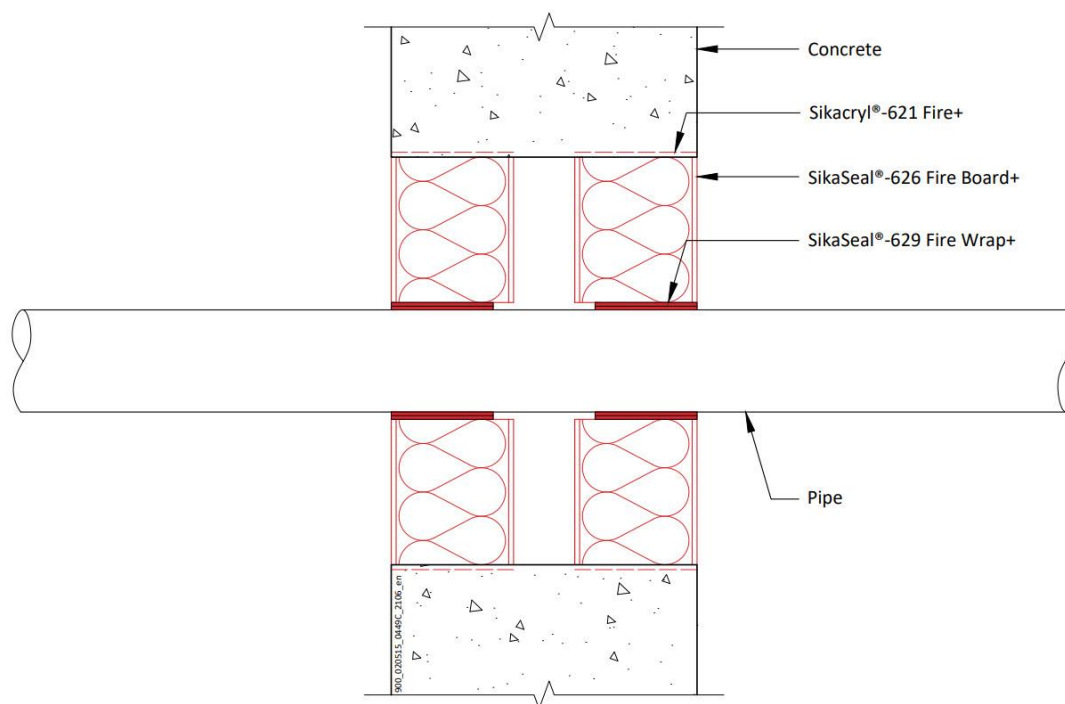
Sika Norge AS
Sanitetsveien 1,
NO-2013 SKJETTEN, Norge

tlf. +47 67 06 79 00
www.sika.no

A.1.9 Penetration seal with 2x SikaSeal-626 Fire Board+ 2-S

Penetration Seal: Plastic pipes fitted at any position within the aperture, with 60 mm SikaSeal-626 Fire Board+ 2-S to both sides of the wall. SikaSeal-629 Fire Wrap+ are required to be fitted around pipes. Min. 30 mm separation between pipes in minimum 150 mm thick walls.

Construction details:



A.1.9.1 Double side penetration seal with pipes

Services	Wrap	Classification
PVC-U pipe according to EN 1329-1, EN 1452-1 and EN 1453-1 and PVC-C according to EN 1566-1		
Up to 32 mm diameter / 1.0-2.4 mm wall [^]	None	EI 240 U/C
Up to 40 mm diameter / 1.9-3.0 mm wall	50 x 1.8 mm	
Up to 110 mm diameter / 2.7-6.6 mm wall	50 x 3.6 mm	
Up to 125 mm diameter / 4.7-7.4 mm wall	50 x 7.2 mm	
Up to 160 mm diameter / 4.0-9.5 mm wall*	50 x 10.8 mm	
Up to 200 mm diameter / 4.9-11.9 mm wall*	75 x 10.8 mm	EI 180 C/C
Up to 315 mm diameter/7.7-12.1 mm wall thickness*#	75 x 18 mm	EI 120 C/C
Up to 400 mm diameter/9.8-15.3 mm wall thickness*#	75 x 28.8 mm	EI 120 C/C
Diameter up to 32 mm Ø, wall thickness 1.0-2.4 mm in pipe bundles up to 107 mm Ø ¹⁾	50 x 3.6 mm	EI 240 U/C
PE pipe according to EN 1519-1, EN 12201-2 and EN 12666-1, ABS according to EN 1455-1 and pipes made from SAN+PVC according to EN 1565-1		
Up to 40 mm diameter / 2.4-4.6 mm wall	50 x 1.8 mm	EI 240 U/C

Ytelseserklæring
SikaSeal-626 Fire Board+

80113803
2021.10 , ver. 1
1549

FOR NÆRMERE INFORMASJON:

Sika Norge AS
Sanitetsveien 1,
NO-2013 SKJETTEN, Norge

tlf. +47 67 06 79 00
www.sika.no

Up to 110 mm diameter / 3.4-10.0 mm wall	50 x 3.6 mm	
Up to 125 mm diameter / 3.9-7.4 mm wall	50 x 7.2 mm	
Up to 160 mm diameter / 4.9-9.5 mm wall	50 x 10.8 mm	
Up to 200 mm diameter / 4.9-18.2 mm wall	75 x 10.8 mm	EI 180 C/C
Up to 315 mm diameter / 28.6 mm wall	75 x 18.0 mm	E 180 C/C, EI 120 C/C
Up to 400 mm diameter / 36.3 mm wall	75 x 28.8 mm	EI 120 C/C
Diameter up to 32 mm \emptyset , wall thickness 2.0-4.4 mm in pipe bundles up to 107 mm \emptyset ¹⁾	50 x 3.6 mm	EI 240 C/U

Services	Wrap	Classification
PP pipe according to EN 1451-1		
Up to 40 mm diameter / 1.8-5.5 mm wall	50 x 1.8 mm	EI 240 U/C
Up to 110 mm diameter / 2.7-10.0 mm wall	50 x 3.6 mm	EI 240 C/C
Up to 125 mm diameter / 3.1-11.4 mm wall	50 x 7.2 mm	
Up to 160 mm diameter / 4.9-14.6 mm wall	50 x 10.8 mm	
Up to 200 mm diameter / 4.9-18.2 mm wall	75 x 10.8 mm	EI 180 C/C
Diameter up to 32 mm \emptyset , wall thickness 1.8-4.4 mm in pipe bundles up to 107 mm \emptyset ¹⁾	50 x 3.6 mm	EI 240 C/U

¹⁾ PVC, PE and PP pipes can be mixed in the same bundle.

* Typical pipe diameters shown, see below graph for intermediate sizes.

Configuration 1 & 2

^Sealed with a bead of Sikacryl-621 Fire+ applied flush to the pipe and batt on the outer faces of the board

Ytelseserklæring
SikaSeal-626 Fire Board+

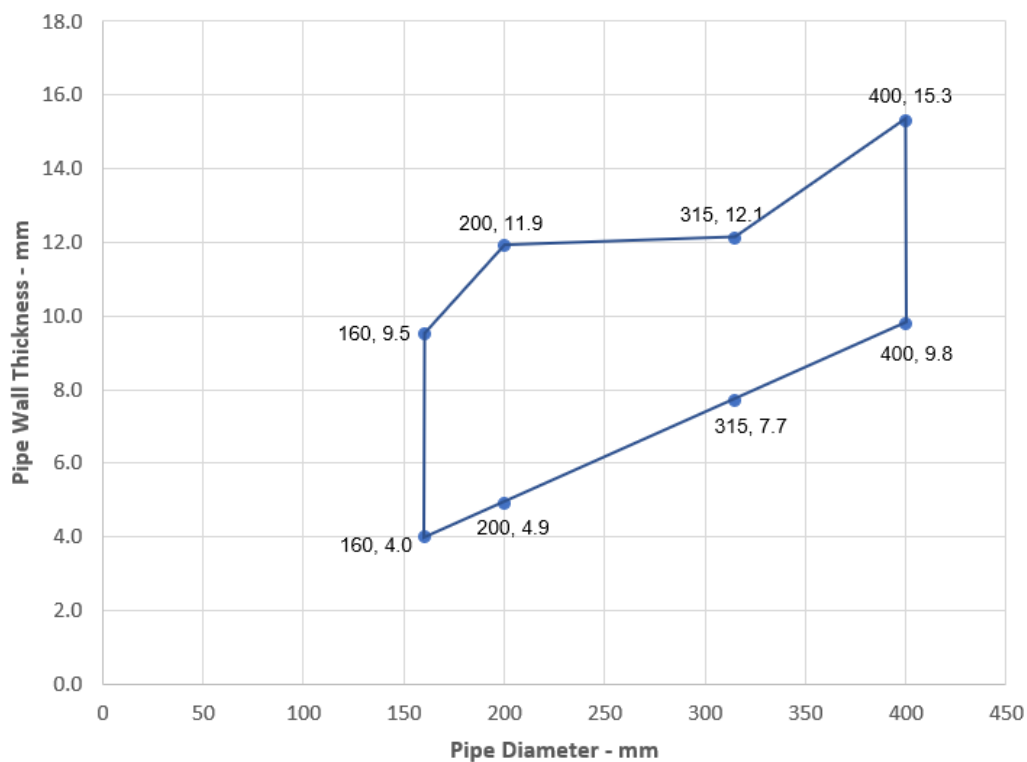
80113803
2021.10 , ver. 1
1549

FOR NÆRMERE INFORMASJON:

Sika Norge AS
Sanitetsveien 1,
NO-2013 SKJETTEN, Norge

tlf. +47 67 06 79 00
www.sika.no

PVC-U Pipes - EI 120 C/C



Ytelseserklæring
SikaSeal-626 Fire Board+

80113803
2021.10 , ver. 1
1549

FOR NÆRMERE INFORMASJON:

Sika Norge AS
Sanitetsveien 1,
NO-2013 SKJETTEN, Norge

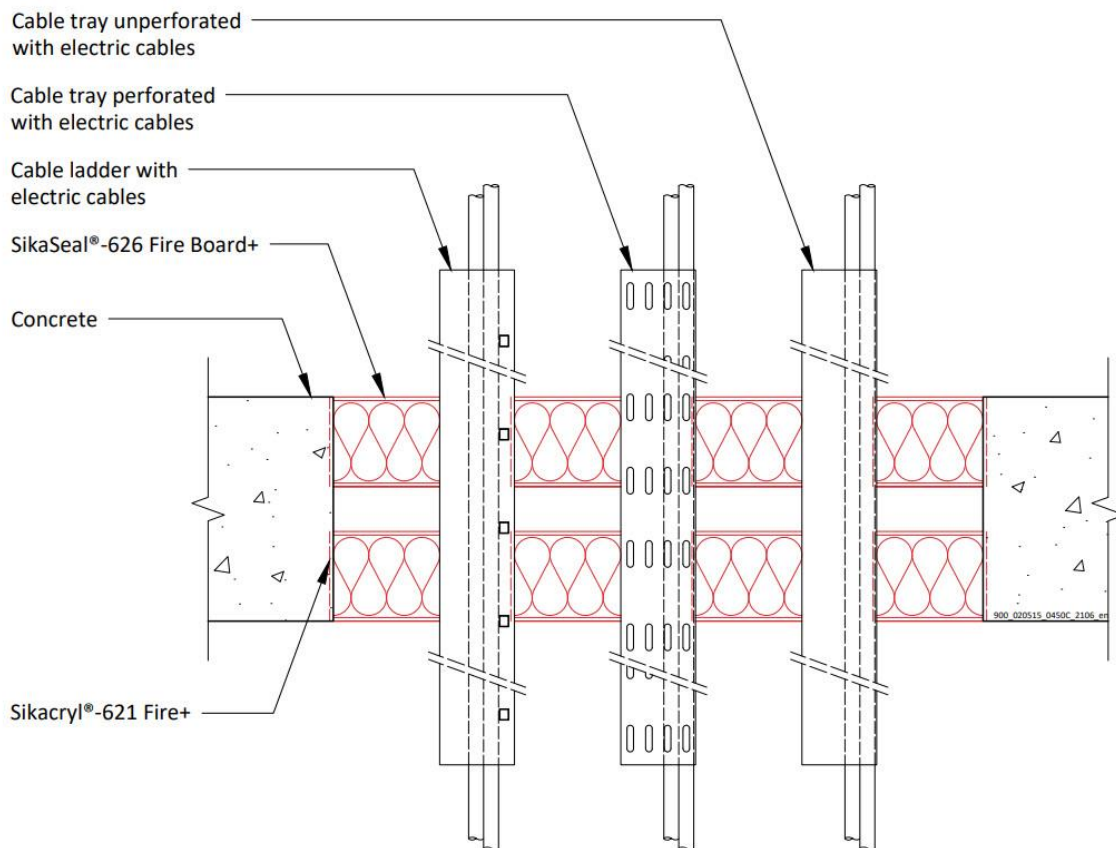
tlf. +47 67 06 79 00
www.sika.no

A.2 Rigid floor constructions according to 2. 2) with floor thickness of minimum 150 mm

A.2.1 Cable penetration seal with 2x SikaSeal-626 Fire Board+ 2-S

Penetration Seal: Cables fitted at any position within the aperture, with 60 mm SikaSeal-626 Fire Board+ 2-S to both sides of the floor.

Construction details:



A.2.1.1 Double side penetration seal with cables

Services	Maximum aperture	Classification
None (blank)	1200 x 600 mm	EI 180
None (blank)	2400 mm x 1200 mm	E 180, EI 120
Electrical cables up to 21 mm Ø (single, bundled and on trays)		EI 120
Electrical cables up to 80 mm Ø (single, bundled and on trays)		E 120, EI 60
Cables up to 21mm Ø in tied bundles up to 100mm Ø		EI 120
Steel cable trays & ladders		E 120, EI 60

Ytelseserklæring

SikaSeal-626 Fire Board+

80113803
2021.10 , ver. 1
1549

FOR NÆRMERE INFORMASJON:

Sika Norge AS
Sanitetsveien 1,
NO-2013 SKJETTEN, Norge

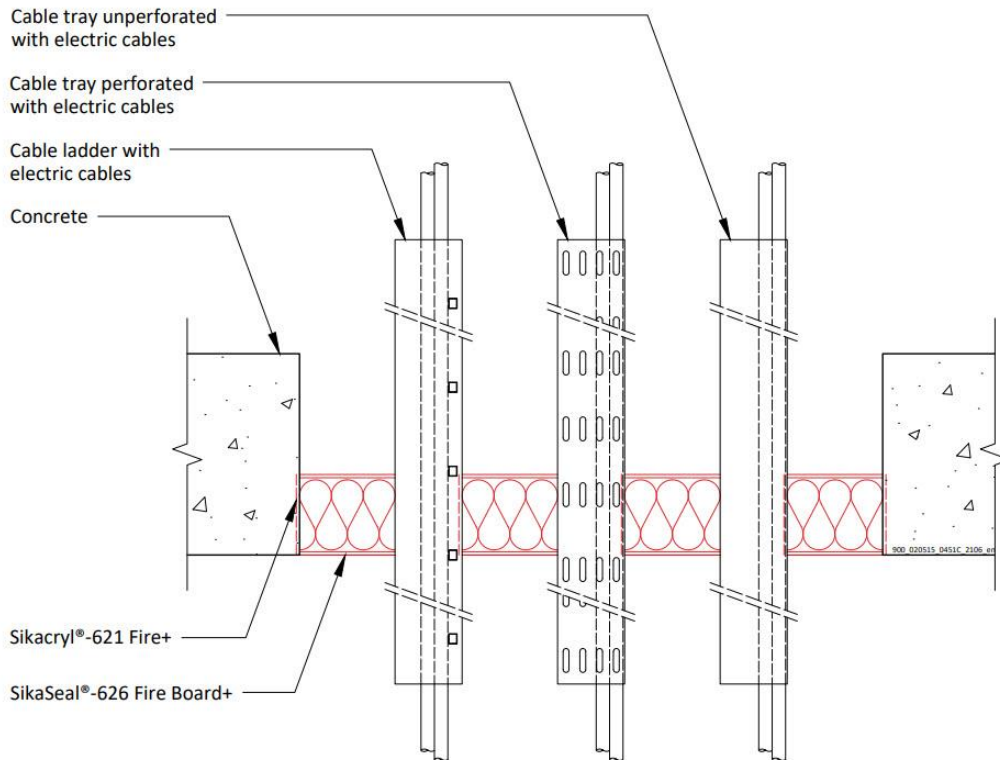
tlf. +47 67 06 79 00
www.sika.no

Non-sheathed wires up to 24 mm Ø		E 180, EI 45
Plastic conduits up to 16 mm Ø		E 120 C/U, E 120 C/C, EI 90 C/U, EI 90 C/C

A.2.2 Cable penetration seal with 1x SikaSeal-626 Fire Board+ 2-S

Penetration Seal: Cables fitted at any position within the aperture, with SikaSeal-626 Fire Board+ 2-S positioned to either face of the floor (or anywhere in between).

Construction details:



A.2.2.1 Single side penetration seal with cables

Services	Maximum aperture	Classification
None (blank)	1200 x 600 mm	E 240, EI 120
None (blank)	2400 mm x 1200 mm	E 120, EI 90
Single* electrical cables up to 21 mm Ø		E 120, EI 30
Single* electrical cables up to 21 mm Ø	600 mm x 1200 mm	E 240, EI 30
Electrical cables up to 21 mm Ø (single, bundled and on trays)	2400 mm x 1200 mm	E 90, EI 45
Electrical cables up to 80 mm Ø (single, bundled and on trays)		E 90, EI 30

Ytelseserklæring
SikaSeal-626 Fire Board+

80113803
2021.10 , ver. 1
1549

FOR NÆRMERE INFORMASJON:

Sika Norge AS
Sanitetsveien 1,
NO-2013 SKJETTEN, Norge

tlf. +47 67 06 79 00
www.sika.no

Cables up to 21mm Ø in tied bundles up to 100mm Ø		EI 45
Steel cable trays & ladders		EI 45
Non-sheathed wires up to 17 mm Ø		E 45, EI 30
Non-sheathed wires up to 24 mm Ø		E 45, EI 20
Plastic conduits up to 16 mm Ø		EI 45 C/U, EI 45 C/C
Steel or copper conduit up to 16 mm Ø		E 45 C/U, EI 15 C/U

Ytelseserklæring
SikaSeal-626 Fire Board+

80113803
2021.10 , ver. 1
1549

**FOR NÆRMERE
INFORMASJON:**

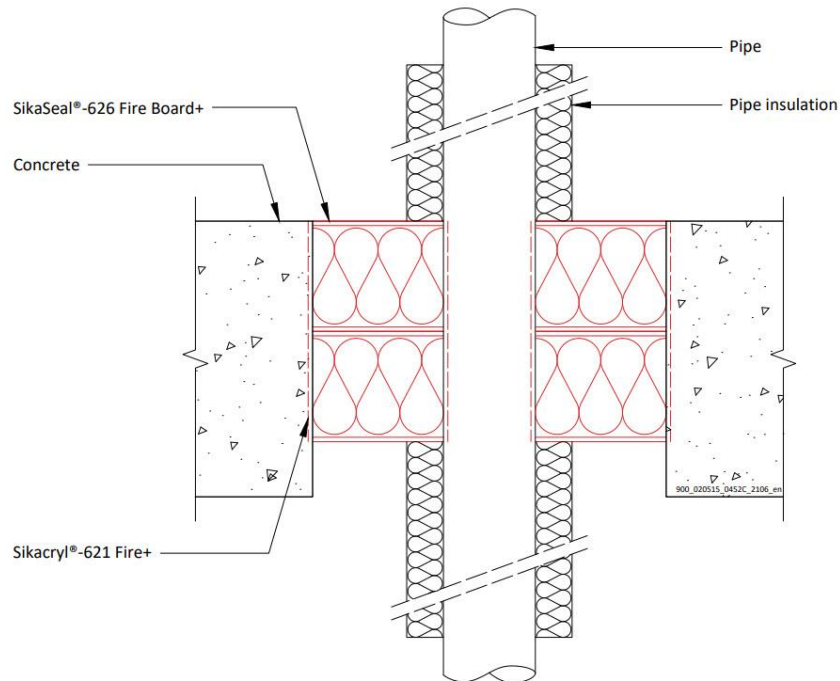
Sika Norge AS
Sanitetsveien 1,
NO-2013 SKJETTEN, Norge

tlf. +47 67 06 79 00
www.sika.no

A.2.3 Pipe penetration seal with 2x SikaSeal-626 Fire Board+ 2-S

Penetration Seal: 1000 mm (min.) LI (Local Interrupted) or CI (Continuous Interrupted) insulated metallic pipes (single) fitted at any position within the aperture, with 2 layers of 60 mm SikaSeal-626 Fire Board+ 2-S together within the floor.

Construction details:



Ytelseserklæring
SikaSeal-626 Fire Board+

80113803
2021.10 , ver. 1
1549

FOR NÆRMERE INFORMASJON:

Sika Norge AS
Sanitetsveien 1,
NO-2013 SKJETTEN, Norge

tlf. +47 67 06 79 00
www.sika.no

A.2.3.1 Two layer penetration seal with pipes

Services	Maximum aperture	Insulation, minimum thickness and density	Classification
Mild or stainless steel pipe			
40 mm diameter/1.5-14.2 mm wall*	1200 x 600 mm	20 mm Stone wool insulation 80 kg/m ³	EI 180 C/U
40 mm diameter/1.5-14.2 mm wall*	280 x 280 mm		EI 240 C/U
40 mm diameter/1.5-14.2 mm wall*			E 180 C/U, EI 120 C/U
40 mm diameter/1.5-14.2 mm wall*	2400 x 1200 mm	30 mm Stone wool insulation 80 kg/m ³	E 180 C/U, EI 60 C/U
50 mm diameter/1.7-14.2 mm wall*			
60 mm diameter/1.8-14.2 mm wall*			
75 mm diameter/2.1-14.2 mm wall*			
90 mm diameter/2.3-14.2 mm wall*			
100 mm diameter/2.5-14.2 mm wall*			
115 mm diameter/2.8-14.2 mm wall*			
140 mm diameter/3.2-14.2 mm wall*			
165 mm diameter/ 3.6-14.2 mm wall*			
180 mm diameter/ 3.9-14.2 mm wall*			
200 mm diameter/ 4.2-14.2 mm wall*			
219 mm diameter/ 4.5-14.2 mm wall*			

* Typical pipe diameters shown, see below graph for intermediate sizes

Ytelseserklæring
SikaSeal-626 Fire Board+

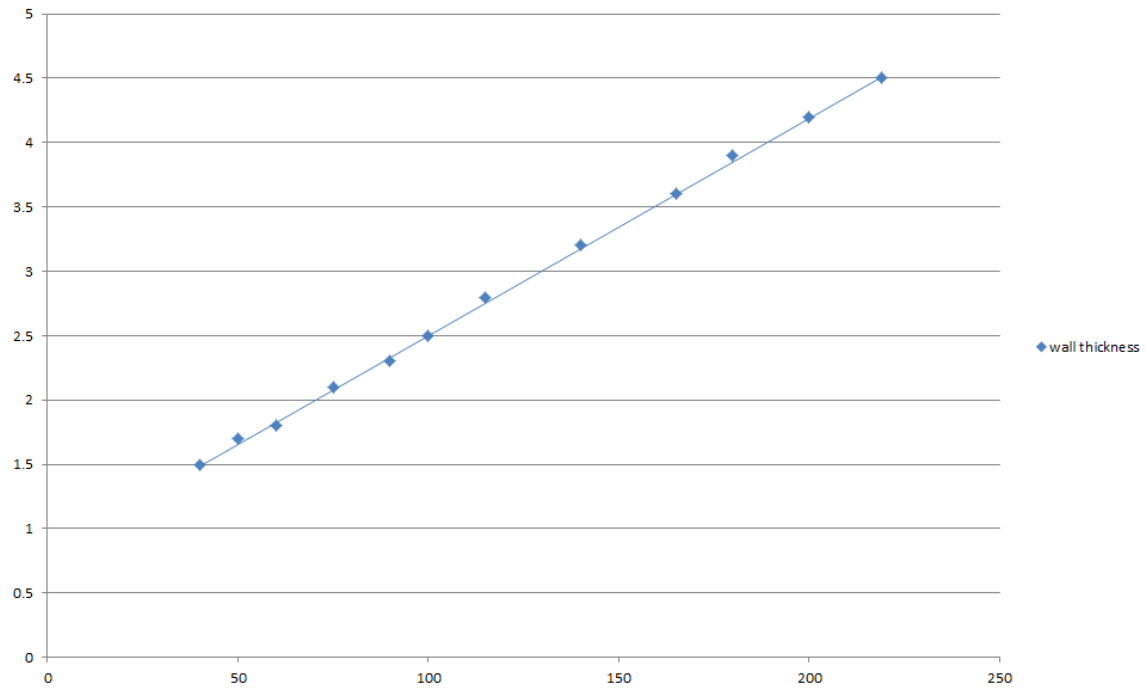
80113803
2021.10 , ver. 1
1549

FOR NÆRMERE INFORMASJON:

Sika Norge AS
Sanitetsveien 1,
NO-2013 SKJETTEN, Norge

tlf. +47 67 06 79 00
www.sika.no

Pipe diameter vs Wall thickness



Ytelseserklæring
SikaSeal-626 Fire Board+

80113803
2021.10 , ver. 1
1549

**FOR NÆRMERE
INFORMASJON:**

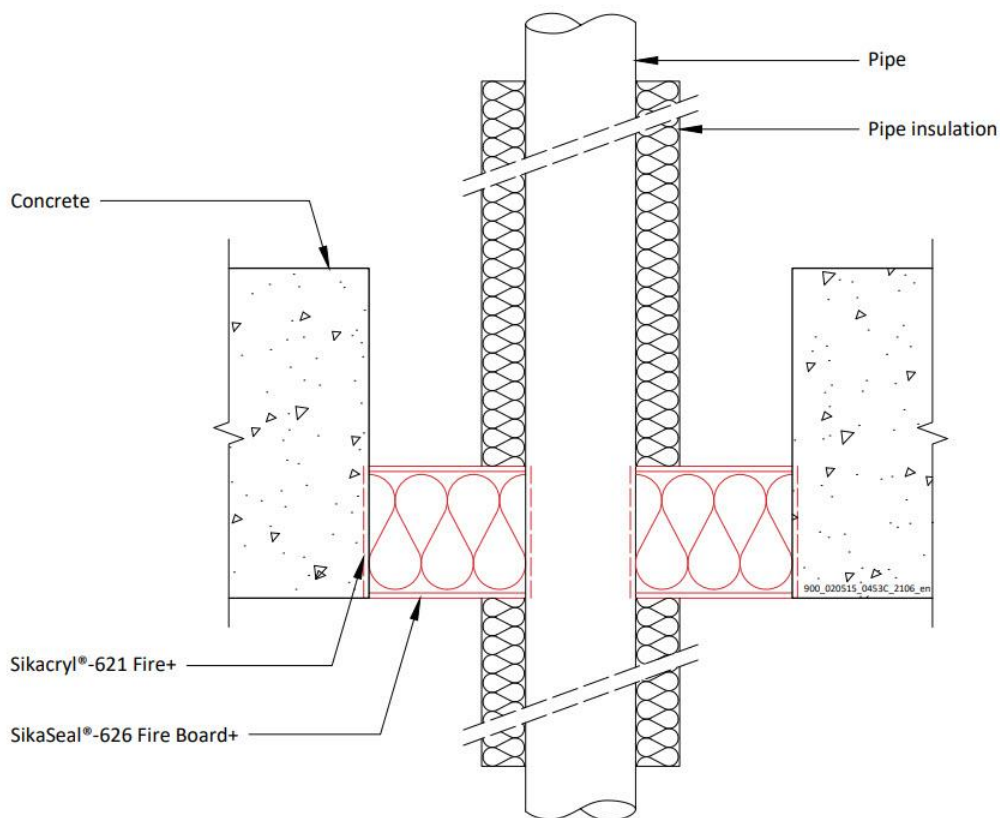
Sika Norge AS
Sanitetsveien 1,
NO-2013 SKJETTEN, Norge

tlf. +47 67 06 79 00
www.sika.no

A.2.4 Pipe penetration seal with 1x SikaSeal-626 Fire Board+ 2-S

Penetration Seal: 1000 mm (min.)* LI (Local Interrupted) or CI (Continuous Interrupted) insulated metallic pipes (single) fitted at any position within the aperture, with 60 mm SikaSeal-626 Fire Board+ 2-S to either side of the floor (or anywhere in between).

Construction details:



A.2.4.1 Single side penetration seal with pipes

Services	Maximum Aperture	Insulation, minimum thickness and density	Classification
Up to 12 mm diameter Copper pipe 0.9-14.2 mm wall	1200 x 600 mm	20 mm Stone wool insulation 80 kg/m ³	E 240 C/U, EI 45 C/U
Up to 54 mm diameter Copper pipe 0.9-14.2 mm wall	1200 x 600 mm 2400 mm x 1200 mm		E 240 C/U E 120 C/U
114 mm diameter mild or stainless steel pipe 11-14.2 mm wall	600 x 1200 mm	None	E 240 C/C, EI 20 C/C
	2400 mm x 1200 mm		E 120 C/C, EI 20 C/C

Ytelseserklæring
SikaSeal-626 Fire Board+

80113803
2021.10 , ver. 1
1549

FOR NÆRMERE INFORMASJON:

Sika Norge AS
Sanitetsveien 1,
NO-2013 SKJETTEN, Norge

tlf. +47 67 06 79 00
www.sika.no

Services	Maximum Aperture	Insulation, minimum thickness and density	Classification
Mild or stainless steel pipe			
40 mm diameter/1.5-14.2 mm wall*	600 x 1200 mm	20 mm Stone wool insulation 80 kg/m ³	E 240 C/U, EI 60 C/U
40 mm diameter/1.5-14.2 mm wall*		30 mm Stone wool insulation 80 kg/m ³	E 240 C/U, EI 90 C/U
50 mm diameter/1.7-14.2 mm wall*			
60 mm diameter/1.8-14.2 mm wall*			
75 mm diameter/2.1-14.2 mm wall*			
90 mm diameter/2.3-14.2 mm wall*			
100 mm diameter/2.5-14.2 mm wall*			
115 mm diameter/2.8-14.2 mm wall*			
140 mm diameter/3.2-14.2 mm wall*			
165 mm diameter/ 3.6-14.2 mm wall*			
180 mm diameter/ 3.9-14.2 mm wall*			
200 mm diameter/ 4.2-14.2 mm wall*			
219 mm diameter/ 4.5-14.2 mm wall*			
40 mm diameter/1.5-14.2 mm wall*	2400 mm wide by 1200 mm high	20 mm Stone wool insulation 80 kg/m ³	E 120 C/U, EI 60 C/U
40 mm diameter/1.5-14.2 mm wall*		30 mm Stone wool insulation 80 kg/m ³	E 120 C/U, EI 90 C/U
50 mm diameter/1.7-14.2 mm wall*			
60 mm diameter/1.8-14.2 mm wall*			
75 mm diameter/2.1-14.2 mm wall*			
90 mm diameter/2.3-14.2 mm wall*			
100 mm diameter/2.5-14.2 mm wall*			
115 mm diameter/2.8-14.2 mm wall*			
140 mm diameter/3.2-14.2 mm wall*			
165 mm diameter/ 3.6-14.2 mm wall*			
180 mm diameter/ 3.9-14.2 mm wall*			
200 mm diameter/ 4.2-14.2 mm wall*			
219 mm diameter/ 4.5-14.2 mm wall*			

* Typical pipe diameters shown, see below graph for intermediate sizes

Ytelseserklæring
SikaSeal-626 Fire Board+

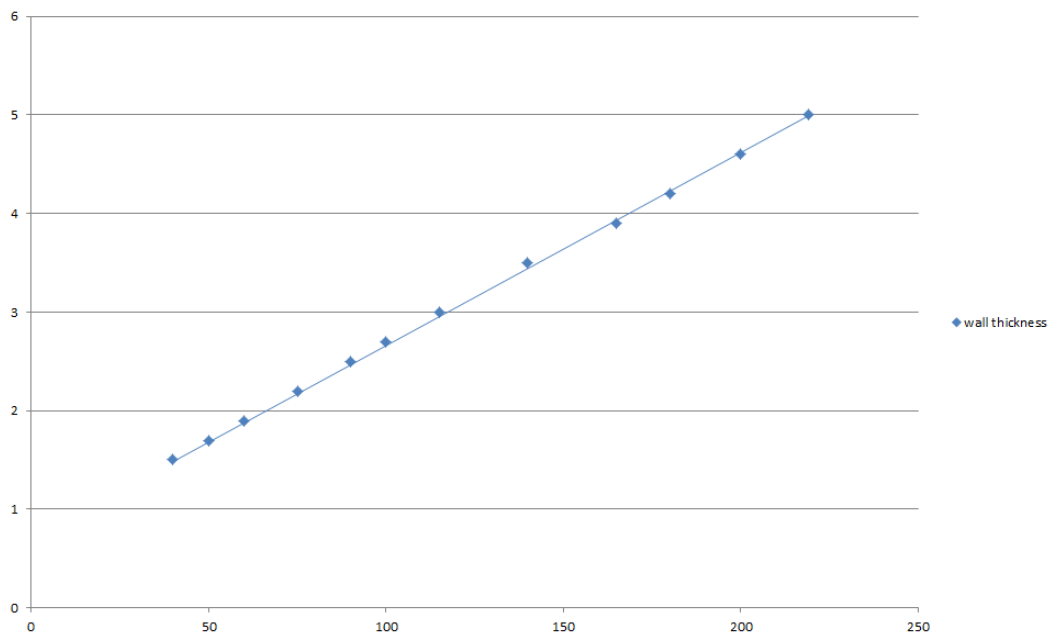
80113803
2021.10 , ver. 1
1549

FOR NÆRMERE INFORMASJON:

Sika Norge AS
Sanitetsveien 1,
NO-2013 SKJETTEN, Norge

tlf. +47 67 06 79 00
www.sika.no

Pipe diameter vs Wall thickness



Services	Maximum Aperture	Insulation (minimum)	Classification
Geberit Mepla MLC (PE-Xb/Aluminium/PE-HD pipe)			
16 mm diameter/2.25 mm wall	75 x 75 mm	500 mm long, 20 mm Stone wool insulation 80 kg/m ³	E 240 C/C, EI 180 C/C
16 mm diameter/2.25 mm wall			
20 mm diameter/2.5 mm wall			
26 mm diameter/3 mm wall			
32 mm diameter/3 mm wall			
40 mm diameter/3.5 mm wall			
50 mm diameter/4 mm wall			
63 mm diameter/4.5 mm wall			
75 mm diameter/4.7 mm wall			
16 mm diameter/2.25 mm wall	600 x 1200 mm	500 mm long, 20 mm Stone wool insulation 80 kg/m ³	E 240 C/C, EI 90 C/C
20 mm diameter/2.5 mm wall			
26 mm diameter/3 mm wall			
32 mm diameter/3 mm wall			
40 mm diameter/3.5 mm wall			
50 mm diameter/4 mm wall			
63 mm diameter/4.5 mm wall			
75 mm diameter/4.7 mm wall			
16 mm diameter/2.25 mm wall			
20 mm diameter/2.5 mm wall			
26 mm diameter/3 mm wall			
32 mm diameter/3 mm wall			
40 mm diameter/3.5 mm wall			
50 mm diameter/4 mm wall			
63 mm diameter/4.5 mm wall			
75 mm diameter/4.7 mm wall			

Ytelseserklæring
SikaSeal-626 Fire Board+

80113803
2021.10 , ver. 1
1549

**FOR NÆRMERE
INFORMASJON:**

Sika Norge AS
Sanitetsveien 1,
NO-2013 SKJETTEN, Norge

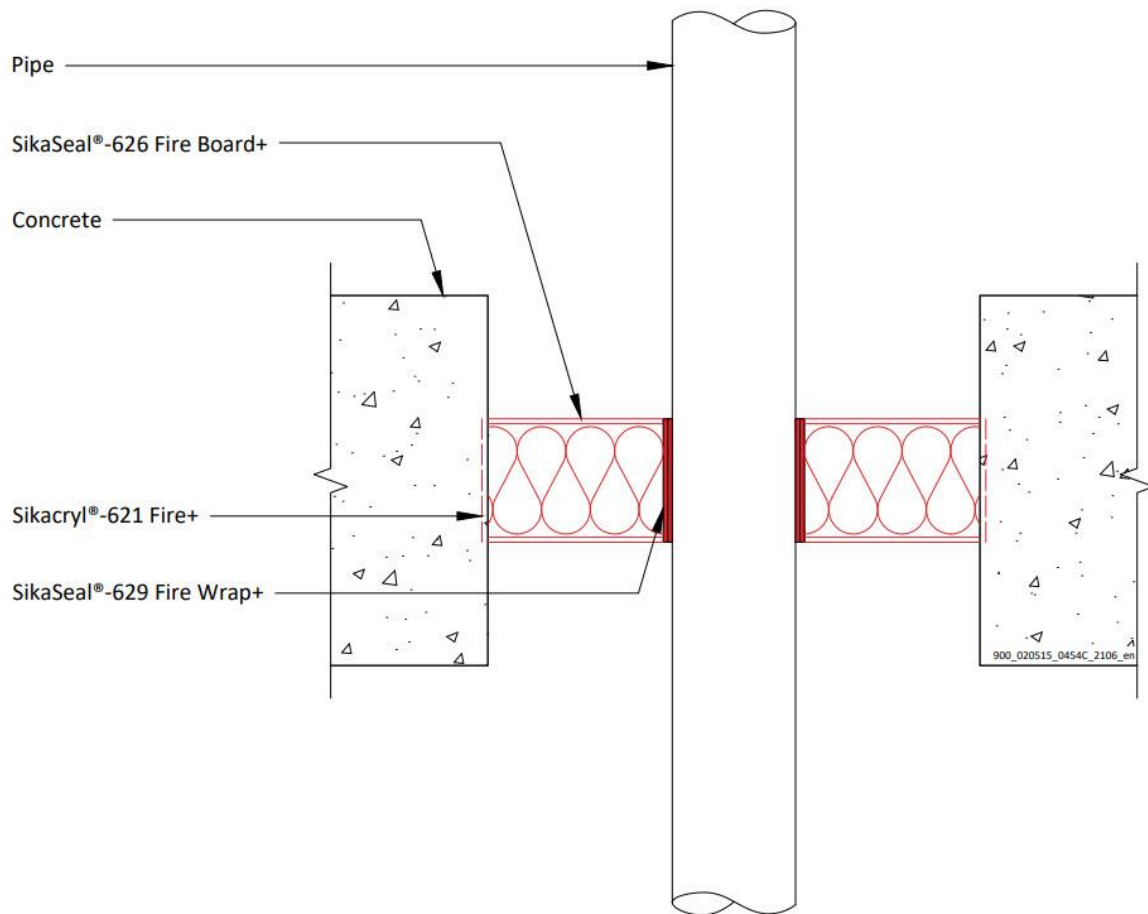
tlf. +47 67 06 79 00
www.sika.no



A.2.5 Pipe penetration seal with 1x SikaSeal-626 Fire Board+ 2-S

Penetration Seal: Combustible pipes fitted at any position within the aperture, with 50 mm SikaSeal-626 Fire Board+ 2-S at mid-depth of the floor. SikaSeal-629 Fire Wrap+ are required to be fitted around combustible pipe insulation. Maximum aperture size 2400 mm x 1200 mm

Construction details:



A.2.5.1 Central penetration seal with pipes

Services	Wrap	Classification
PVC-U pipe according to EN 1329-1, EN 1452-1 and EN 1453-1* 110 mm diameter/ 3.4mm wall	50 x 3.6 mm SikaSeal-629 Fire Wrap+	EI 90 U/C, EI 90 C/C

Ytelseserklæring
SikaSeal-626 Fire Board+

80113803
2021.10 , ver. 1
1549

FOR NÆRMERE INFORMASJON:

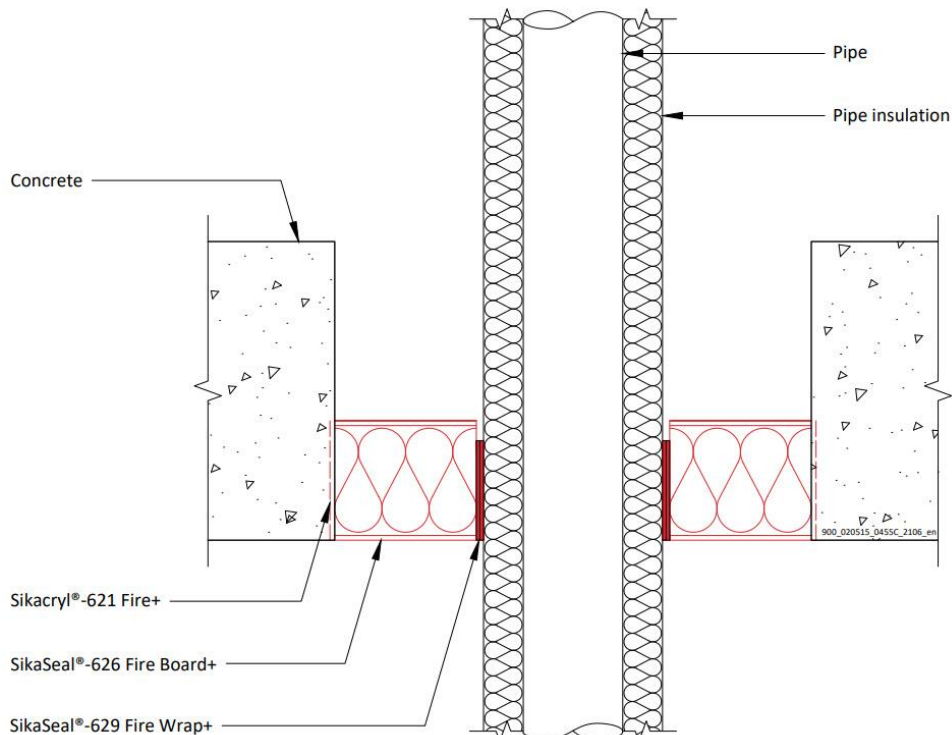
Sika Norge AS
Sanitetsveien 1,
NO-2013 SKJETTEN, Norge

tlf. +47 67 06 79 00
www.sika.no

A.2.6 Pipe penetration seal with 1x SikaSeal-626 Fire Board+ 2-S

Penetration Seal: CS (Continuous Sustained) insulated metallic pipes fitted at any position within the aperture, with 60 mm SikaSeal-626 Fire Board+ 2-S to either side of the floor (or anywhere in between). SikaSeal-629 Fire Wrap+ are required to be fitted around combustible pipe insulation. Maximum aperture size 2400 mm x 1200 mm

Construction details:



A.2.6.1 Single side penetration seal with pipes

Services	Wrap	Insulation	Classification
Mild or stainless steel pipe			
165 mm diameter/ 4.5-14.2 mm wall	50 x 3.6 mm SikaSeal-629 Fire Wrap+ fitted at bottom of seal	13 mm elastomeric insulation min. class B-s3, d0	E 90 C/U, EI 45 C/U
		19 mm elastomeric insulation min. class B-s3, d0	EI 90 C/U
	Not required	25-40 mm stone wool min. 80 kg/m ³	E 90 C/U, EI 60 C/U

Ytelseserklæring
SikaSeal-626 Fire Board+

80113803
2021.10 , ver. 1
1549

FOR NÆRMERE INFORMASJON:

Sika Norge AS
Sanitetsveien 1,
NO-2013 SKJETTEN, Norge

tlf. +47 67 06 79 00
www.sika.no

Ytelseserklæring
SikaSeal-626 Fire Board+

80113803
2021.10 , ver. 1
1549

**FOR NÆRMERE
INFORMASJON:**

Sika Norge AS
Sanitetsveien 1,
NO-2013 SKJETTEN, Norge

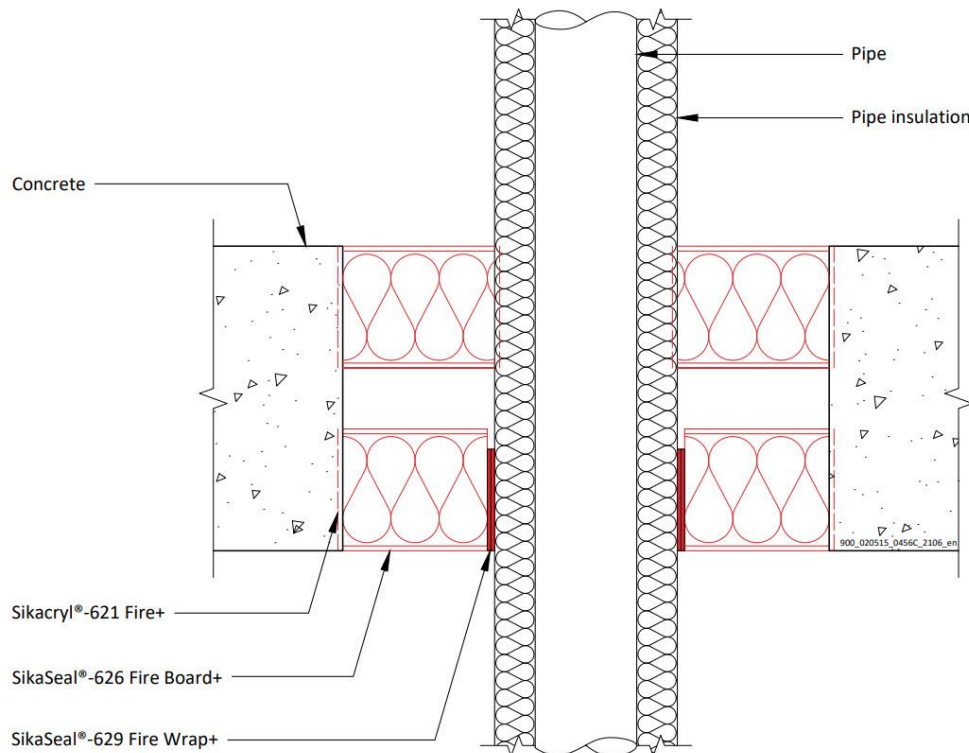
tlf. +47 67 06 79 00
www.sika.no



A.2.7 Pipe penetration seal with 2x SikaSeal-626 Fire Board+ 2-S

Penetration Seal: CS (Continuous Sustained) insulated metallic pipes fitted at any position within the aperture, with 60 mm SikaSeal-626 Fire Board+ 2-S to both sides of the floor. SikaSeal-629 Fire Wrap+ are required to be fitted around combustible pipe insulation at the soffit. Maximum aperture size 2400 mm x 1200 mm

Construction details:



A.2.7.1 Double side penetration seal with pipes

Services	Wrap	Insulation	Classification
Mild or stainless steel pipe			
Up to 40 mm diameter/ 1-14.2 mm wall	50 x 1.8 mm SikaSeal-629 Fire Wrap+	13 mm elastomeric insulation min. class B-s3, d0	E 180 C/U, EI 120 C/U

Ytelseserklæring
SikaSeal-626 Fire Board+

80113803
2021.10 , ver. 1
1549

FOR NÆRMERE INFORMASJON:

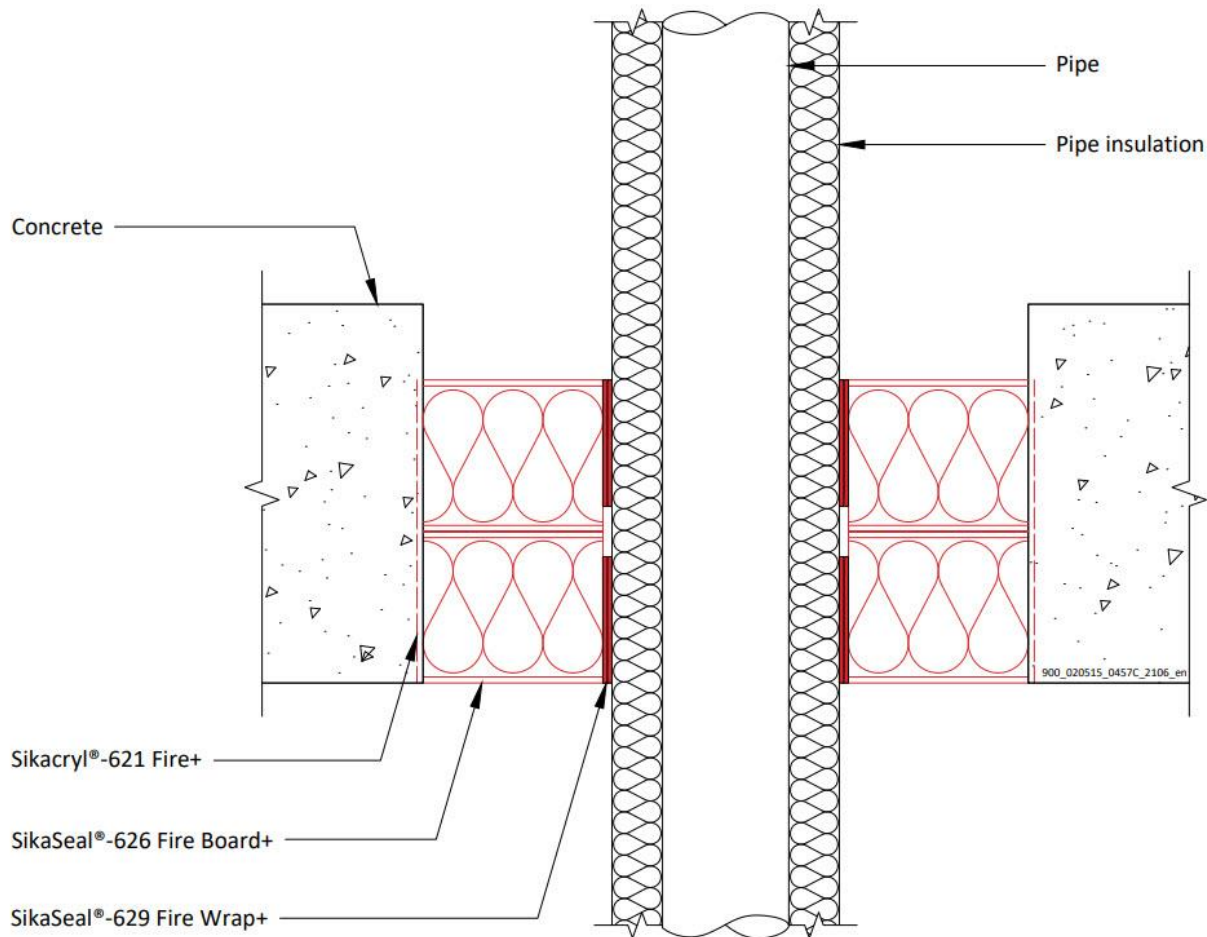
Sika Norge AS
Sanitetsveien 1,
NO-2013 SKJETTEN, Norge

tlf. +47 67 06 79 00
www.sika.no

A.2.8 Pipe penetration seal with 2x SikaSeal-626 Fire Board+ 2-S (back to back)

Penetration Seal: CS (Continuous Sustained) insulated metallic and composite pipes fitted at any position within the aperture, with two layers of 60 mm SikaSeal-626 Fire Board+ 1-S installed together to either side of the floor (or anywhere in between). SikaSeal-629 Fire Wrap+ are required to be fitted around combustible pipe insulation at the bottom of the seal. Maximum aperture size 2400 mm x 1200 mm

Construction details:



Ytelseserklæring
SikaSeal-626 Fire Board+

80113803
2021.10 , ver. 1
1549

FOR NÆRMERE INFORMASJON:

Sika Norge AS
Sanitetsveien 1,
NO-2013 SKJETTEN, Norge

tlf. +47 67 06 79 00
www.sika.no

A.2.8.1 Back to back penetration seal with pipes

Services	Wrap	Insulation	Classification
Copper pipe			
12-54 mm diameter/1-1.2 mm wall	50 x 3.6 mm SikaSeal-629 Fire Wrap+ fitted to both sides of the seal	9-13 mm elastomeric insulation min. class B-s3, d0	E240 C/C, EI 60 C/C
12-54 mm diameter/1-1.2 mm wall		13-25 mm elastomeric insulation min. class B-s3, d0	E 180 C/C, EI 45 C/C
Geberit Mepla MLC (PE-Xb/Aluminium/PE-HD pipe)			
16 mm diameter/2.25 mm wall	50 x 3.6 mm SikaSeal-629 Fire Wrap+ fitted to both sides of the seal	9 mm elastomeric insulation min. class B-s3, d0	EI 120 C/C
20 mm diameter/2.5 mm wall			
26 mm diameter/3 mm wall			
32 mm diameter/3 mm wall			
40 mm diameter/3.5 mm wall			
50 mm diameter/4 mm wall			
63 mm diameter/4.5 mm wall		13-25 mm elastomeric insulation min. class B-s3, d0	E 60 C/C, EI 45 C/C
75 mm diameter/4.7 mm wall			
16 mm diameter/2.25 mm wall			
20 mm diameter/2.5 mm wall			
26 mm diameter/3 mm wall			
32 mm diameter/3 mm wall			
40 mm diameter/3.5 mm wall			
50 mm diameter/4 mm wall			
63 mm diameter/4.5 mm wall			
75 mm diameter/4.7 mm wall			

Ytelseserklæring
SikaSeal-626 Fire Board+

80113803
2021.10 , ver. 1
1549

FOR NÆRMERE INFORMASJON:

Sika Norge AS
Sanitetsveien 1,
NO-2013 SKJETTEN, Norge

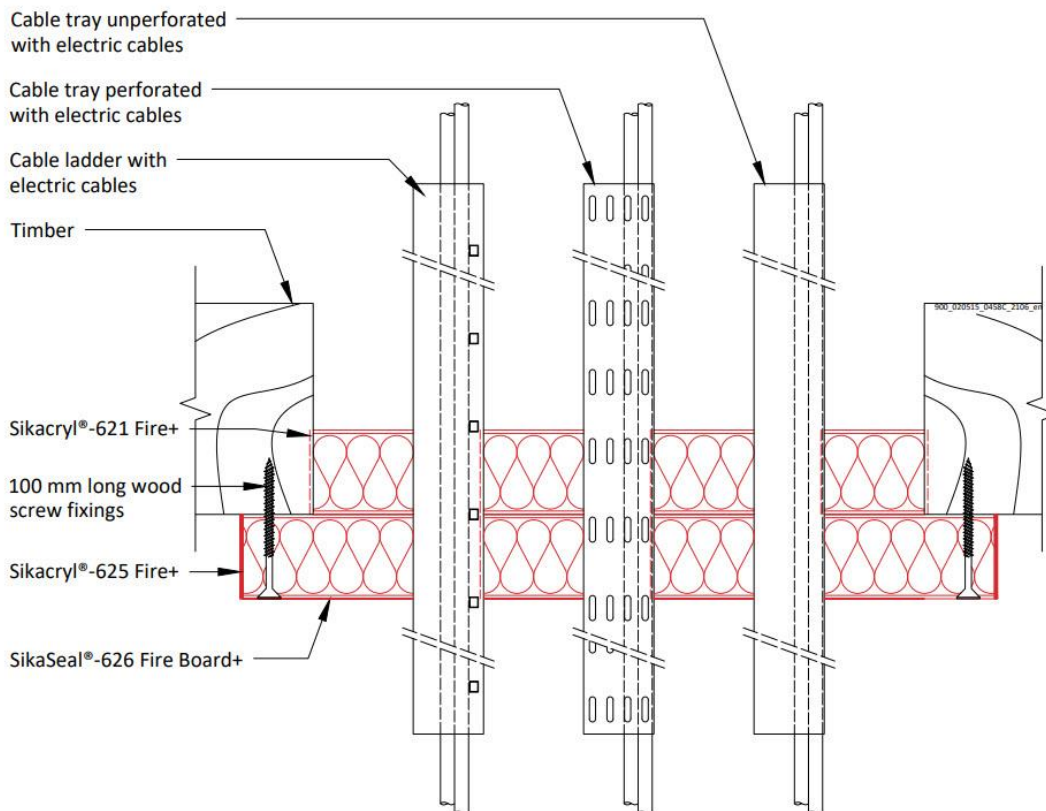
tlf. +47 67 06 79 00
www.sika.no

A.3 Timber floor constructions according to 2. 2) with floor thickness of minimum 150 mm

A.3.1 Cable penetration seal with 2x SikaSeal-626 Fire Board+ 1-S

Penetration Seal: Cables fitted at any position within the aperture, with 2 layers of 50 mm SikaSeal-626 Fire Board+ 1-S within the floor with the coated sides downwards. The external board layer has a minimum 100 mm overlap all around the aperture.

Construction details:



A.3.1.1 Back to back penetration seal with cables

Services	Maximum aperture	Classification
Electrical cables up to 21 mm Ø (single, bundled and on trays)	1200 mm x 600 mm	E 90, EI 45
Electrical cables up to 50 mm Ø (single, bundled and on trays)		E 90, EI 60
Electrical cables up to 80 mm Ø (single, bundled and on trays)		E 90, EI 60
Cables up to 21mm Ø in tied bundles up to 100mm Ø		E 90, EI 60
Steel cable trays & ladders		E 90, EI 60
Non-sheathed wires up to 24 mm Ø		E 90, EI 30

Ytelseserklæring
SikaSeal-626 Fire Board+

80113803
2021.10 , ver. 1
1549

FOR NÆRMERE INFORMASJON:

Sika Norge AS
Sanitetsveien 1,
NO-2013 SKJETTEN, Norge

tlf. +47 67 06 79 00
www.sika.no

PE-X pipe-in-pipe up to 25 mm diameter / 1.0 mm wall

EI 90 C/C

Ytelseserklæring
SikaSeal-626 Fire Board+

80113803
2021.10 , ver. 1
1549

**FOR NÆRMERE
INFORMASJON:**

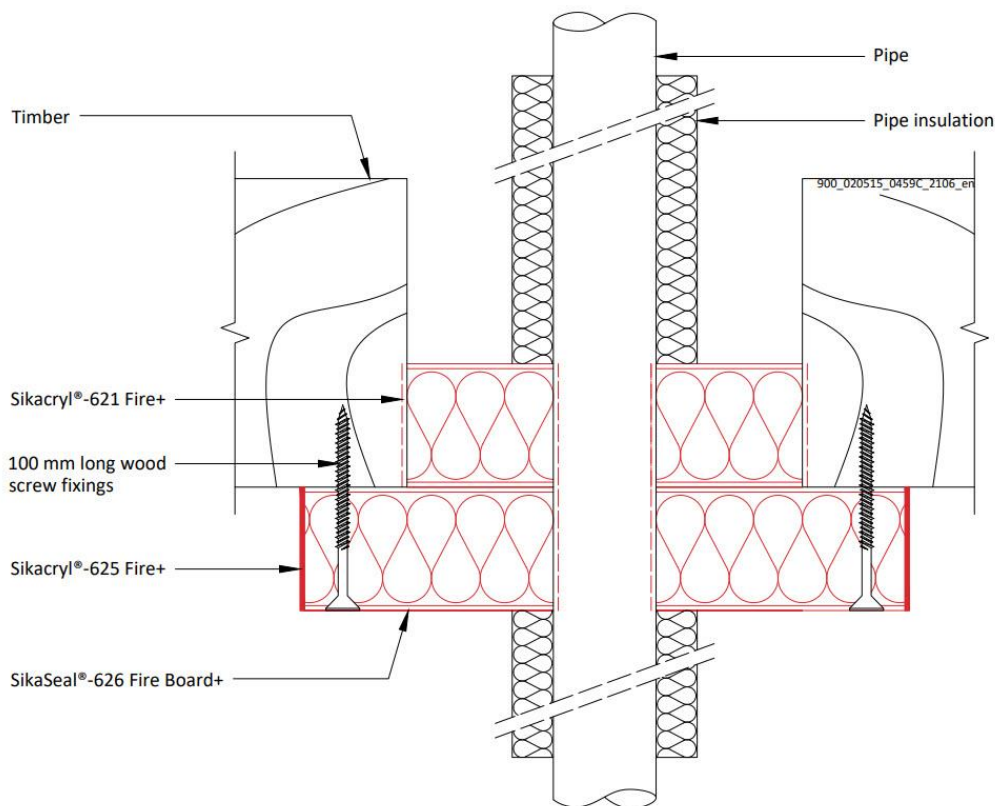
Sika Norge AS
Sanitetsveien 1,
NO-2013 SKJETTEN, Norge

tlf. +47 67 06 79 00
www.sika.no

A.3.2 Pipe penetration seal with 2x SikaSeal-626 Fire Board+ 1-S

Penetration Seal: 500 mm (min.)* LI (Local Interrupted) or CI (Continuous Interrupted) insulated metallic pipes fitted at any position within the aperture, with 2 layers of 50 mm SikaSeal-626 Fire Board+ 1-S within the floor with the coated sides downwards. The external board layer has a minimum 100 mm overlap all around the aperture.

Construction details:



A.3.2.1 Back to back penetration seal with pipes

Services	Max. aperture	Insulation, minimum thickness and density	Classification
Mild or stainless steel pipe	1200 mm x 600 mm	20 mm glass or stone wool insulation 75 kg/m ³	E 90 C/U, EI 60 C/U
60 mm diameter*			
273 mm diameter*		25 mm glass or stone wool insulation 75 kg/m ³	E 90 C/U, EI 60 C/U
Copper or steel pipes			
15 mm diameter*	1200 mm x 600 mm	20 mm glass or stone wool insulation 75 kg/m ³	EI 90 C/C
54 mm diameter*			EI 90 C/C
Alupex pipes			
16 mm diameter*	1200 mm x 600 mm	20 mm glass or stone wool insulation 75 kg/m ³	E 90 C/C, EI 60 C/C

Ytelseserklæring
SikaSeal-626 Fire Board+

80113803
2021.10 , ver. 1
1549

FOR NÆRMERE INFORMASJON:

Sika Norge AS
Sanitetsveien 1,
NO-2013 SKJETTEN, Norge

tlf. +47 67 06 79 00
www.sika.no

75 mm diameter*		25 mm glass or stone wool insulation 75 kg/m ³	
-----------------	--	---	--

*See below graphs for interpolation pipe sizes

Ytelseserklæring
SikaSeal-626 Fire Board+

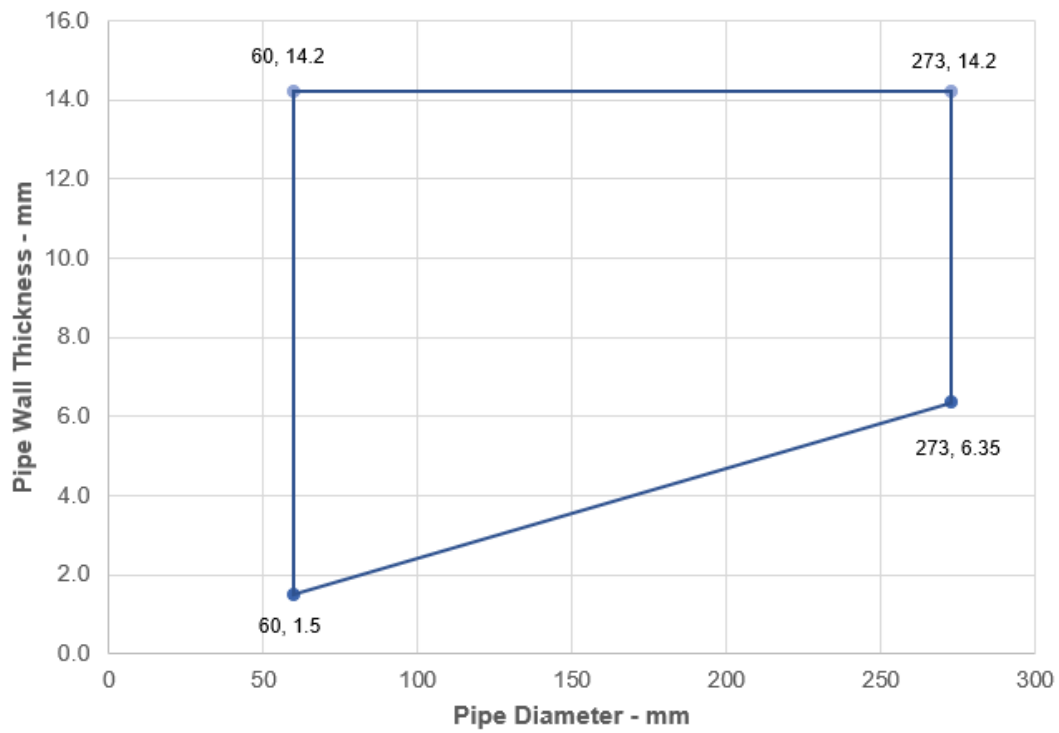
80113803
2021.10 , ver. 1
1549

**FOR NÆRMERE
INFORMASJON:**

Sika Norge AS
Sanitetsveien 1,
NO-2013 SKJETTEN, Norge

tlf. +47 67 06 79 00
www.sika.no

Mild or Stainless Steel Pipes - E 90 C/U, EI 60 C/U



Ytelseserklæring
SikaSeal-626 Fire Board+

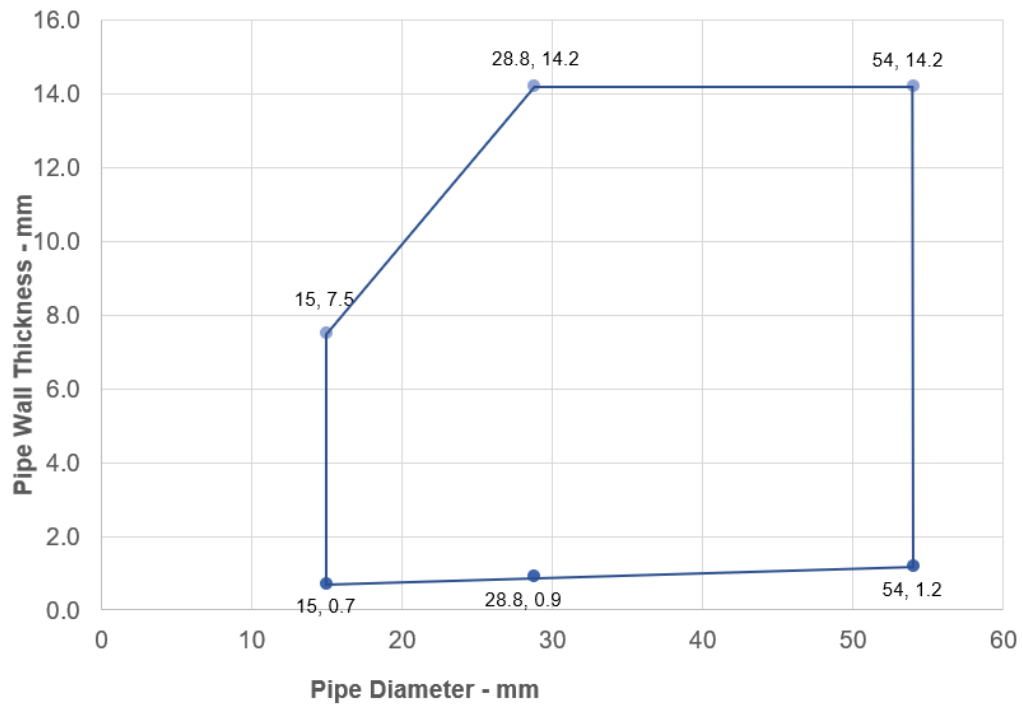
80113803
2021.10 , ver. 1
1549

FOR NÆRMERE INFORMASJON:

Sika Norge AS
Sanitetsveien 1,
NO-2013 SKJETTEN, Norge

tlf. +47 67 06 79 00
www.sika.no

Copper or Steel Pipes- EI 90 C/C



Ytelseserklæring
SikaSeal-626 Fire Board+

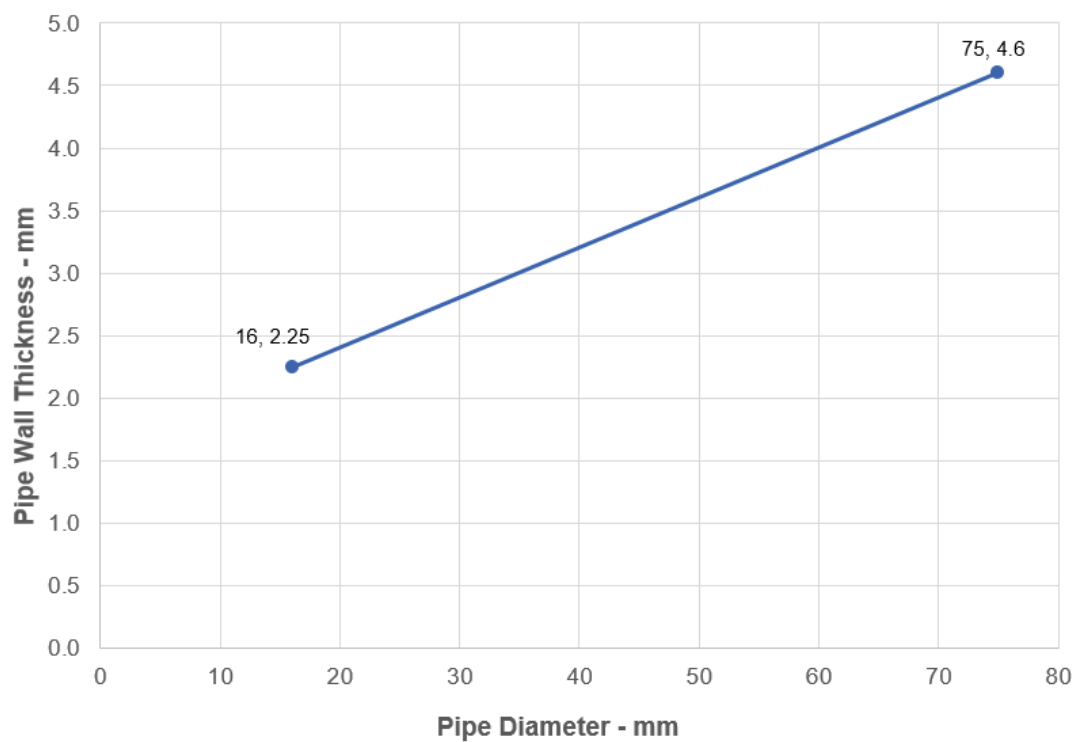
80113803
2021.10 , ver. 1
1549

FOR NÆRMERE INFORMASJON:

Sika Norge AS
Sanitetsveien 1,
NO-2013 SKJETTEN, Norge

tlf. +47 67 06 79 00
www.sika.no

ALUPEX Pipes - E 90 C/C, EI 60 C/C



Ytelseserklæring
SikaSeal-626 Fire Board+

80113803
2021.10 , ver. 1
1549

FOR NÆRMERE INFORMASJON:

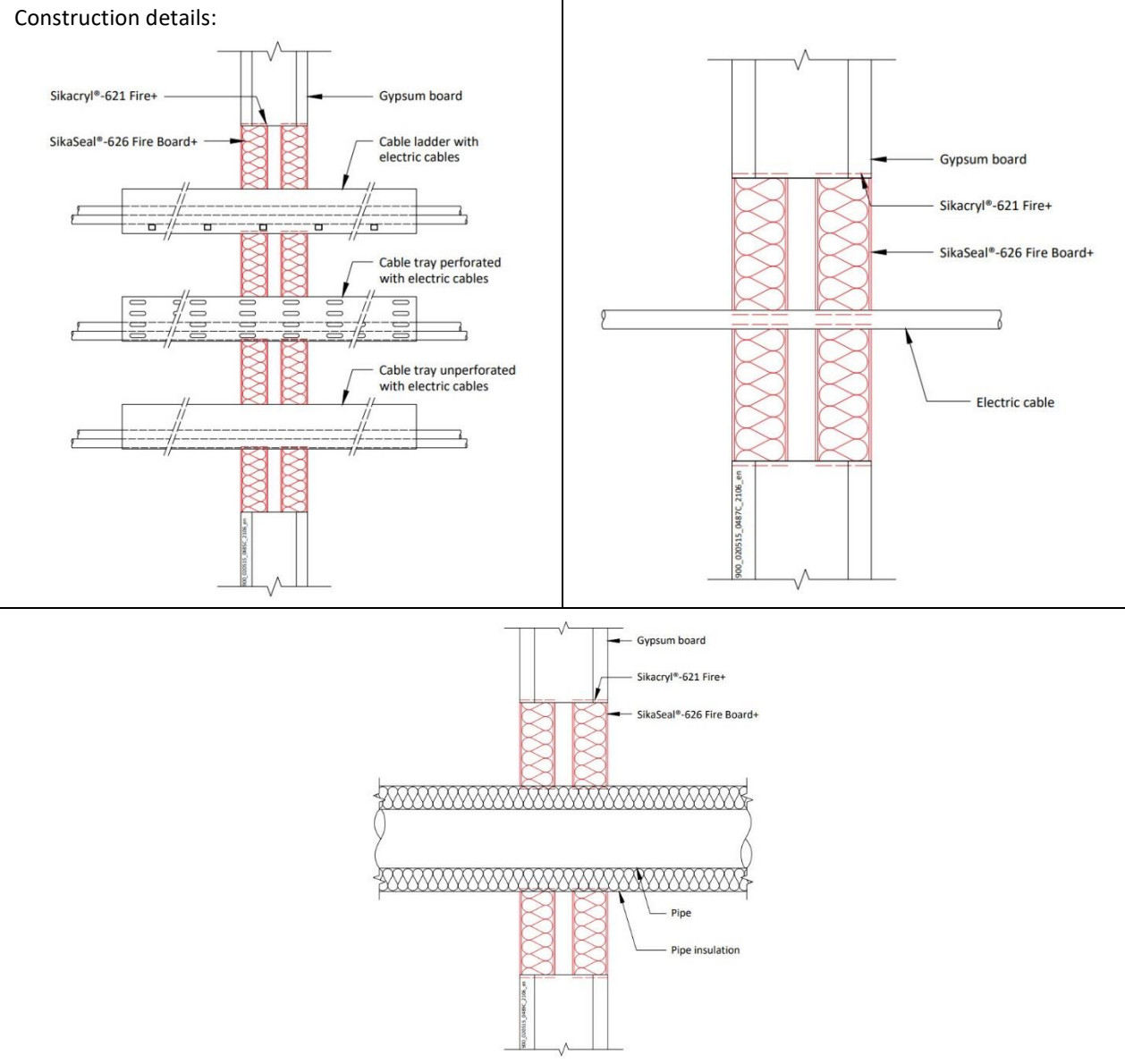
Sika Norge AS
Sanitetsveien 1,
NO-2013 SKJETTEN, Norge

tlf. +47 67 06 79 00
www.sika.no

A.4 Flexible or rigid wall constructions according to 2. 2) with wall thickness of minimum 75 mm

A.4.1 Cable penetration seal with 2x SikaSeal-626 Fire Board+ 30 1-S

Penetration Seal: Cables fitted at any position within the aperture, with 30 mm SikaSeal-626 Fire Board+ 1-S to both sides of the wall. Minimum 30 mm separation between pipes



A.4.1.1 Double side penetration seal with cables

Services	Maximum aperture	Classification
Electrical cables up to 21 mm Ø (single, bundled and on trays)		EI 45
Electrical cables up to 80 mm Ø (single, bundled and on trays)		E 45, EI 30

Ytelseserklæring
SikaSeal-626 Fire Board+

80113803
2021.10 , ver. 1
1549

**FOR NÆRMERE
INFORMASJON:**

Sika Norge AS
Sanitetsveien 1,
NO-2013 SKJETTEN, Norge

tlf. +47 67 06 79 00
www.sika.no

Cables including telecoms up to 21mm Ø in tied bundles up to 100mm Ø	1200 mm wide x 600 mm high	
Steel cable trays & ladders		
Unsheathed wires up to 24 mm Ø		E 45, EI 20
Plastic conduits maximum 32 mm diameter		EI 45

Services	Maximum Aperture	Insulation, minimum thickness and density - CS	Classification
Mild or stainless steel pipe	1200 mm wide x 600 mm high	None	EI 45 C/U
4 mm diameter/0.7-14.2 mm wall			E 45 C/U, EI 30 C/U
22 mm diameter/2.0-14.2 mm wall			
40 mm diameter/1.0-14.2 mm wall*		20 mm Stone wool insulation 80 kg/m ³	EI 45 C/U
40 mm diameter/1.0-14.2 mm wall*		30 mm Stone wool insulation 80 kg/m ³	EI 45 C/U
50 mm diameter/1.7-14.2 mm wall*			
60 mm diameter/1.8-14.2 mm wall*			
75 mm diameter/2.1-14.2 mm wall*			
90 mm diameter/2.3-14.2 mm wall*			
100 mm diameter/2.5-14.2 mm wall*			
115 mm diameter/2.8-14.2 mm wall*			
140 mm diameter/3.2-14.2 mm wall*			
165 mm diameter/ 3.6-14.2 mm wall*			
180 mm diameter/ 3.9-14.2 mm wall*			
200 mm diameter/ 4.2-14.2 mm wall*			
219 mm diameter/ 4.5-14.2 mm wall*			
250 mm diameter/ 5.0-14.2 mm wall*			
300 mm diameter/ 5.9-14.2 mm wall*			
324 mm diameter/ 6.35-14.2 mm wall*			

* Typical pipe diameters shown, see below graph for intermediate sizes
CS – Continuous Sustained

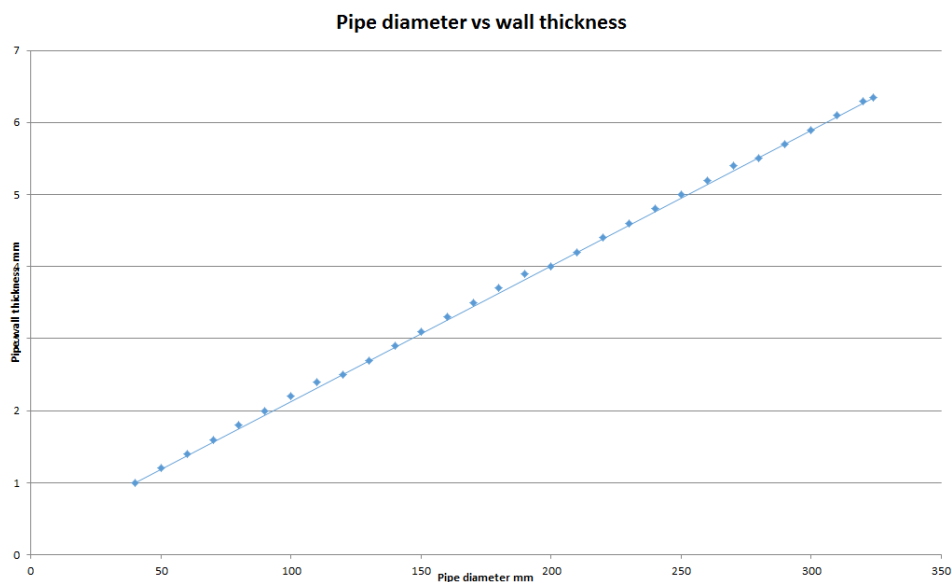
Ytelseserklæring
SikaSeal-626 Fire Board+

80113803
2021.10 , ver. 1
1549

FOR NÆRMERE INFORMASJON:

Sika Norge AS
Sanitetsveien 1,
NO-2013 SKJETTEN, Norge

tlf. +47 67 06 79 00
www.sika.no



Ytelseserklæring
SikaSeal-626 Fire Board+

80113803
2021.10 , ver. 1
1549

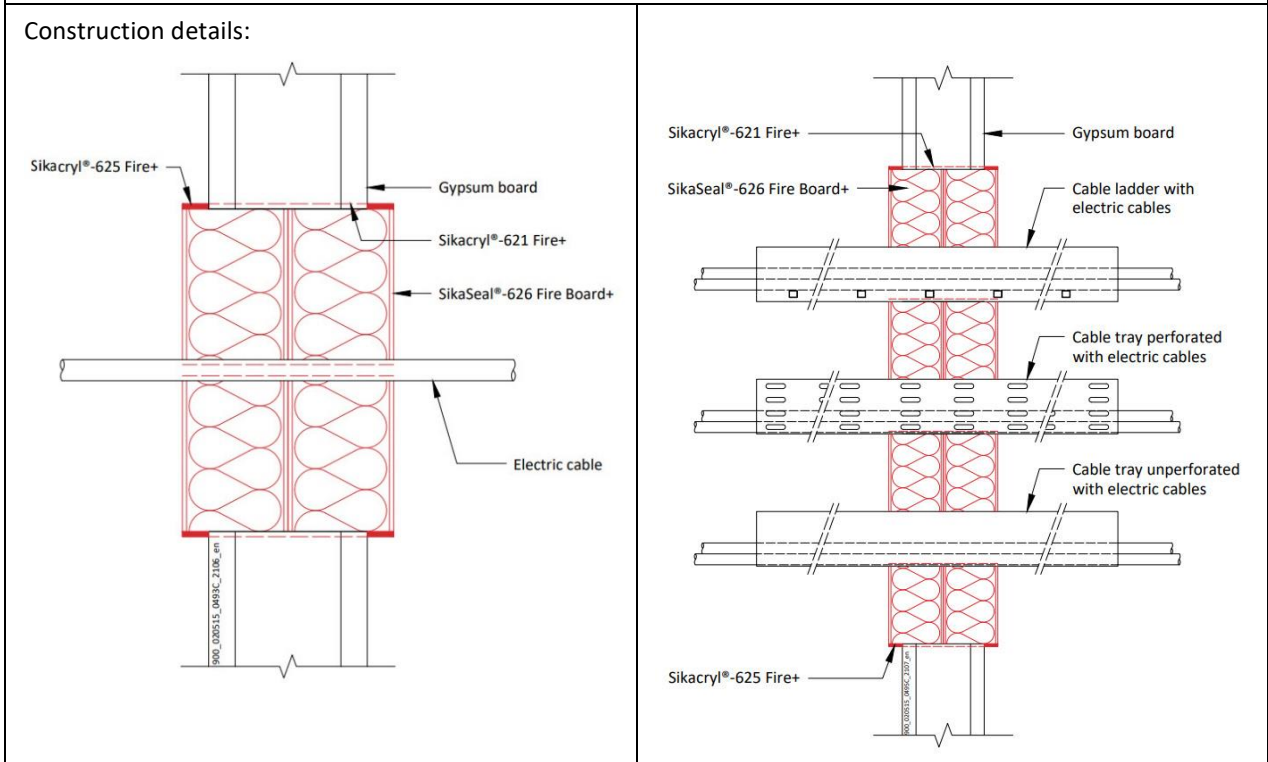
**FOR NÆRMERE
INFORMASJON:**

Sika Norge AS
Sanitetsveien 1,
NO-2013 SKJETTEN, Norge

tlf. +47 67 06 79 00
www.sika.no

A.4.2 Cable penetration seal with 2x SikaSeal-626 Fire Board+ 1-S

Penetration Seal: Cables fitted at any position within the aperture, with 50 mm SikaSeal-626 Fire Board+ 1-S to both sides of the wall.



A.4.2.1 Double side penetration seal with cables

Services	Maximum aperture	Classification
None (blank)	As section 2.5)	EI 60
Single electrical cables up to 21 mm Ø		EI 60
Electrical cables up to 80 mm Ø (single, bundled and on trays)		E 60, EI 45
Cables up to 21mm Ø in tied bundles up to 100mm Ø		EI 60
Steel cable trays & ladders		EI 60 C/U
Steel conduit up to 16 mm Ø		E 60 C/U, EI 45 C/U
Copper conduit up to 16 mm Ø		E 60, EI 30
Unsheathed wires up to 24 mm Ø		EI 60 C/U, EI 60 C/C
Plastic conduits up to 16 mm Ø		

Ytelseserklæring
SikaSeal-626 Fire Board+

80113803
2021.10 , ver. 1
1549

FOR NÆRMERE INFORMASJON:

Sika Norge AS
Sanitetsveien 1,
NO-2013 SKJETTEN, Norge

tlf. +47 67 06 79 00
www.sika.no

Ytelseserklæring
SikaSeal-626 Fire Board+

80113803
2021.10 , ver. 1
1549

**FOR NÆRMERE
INFORMASJON:**

Sika Norge AS
Sanitetsveien 1,
NO-2013 SKJETTEN, Norge

tlf. +47 67 06 79 00
www.sika.no

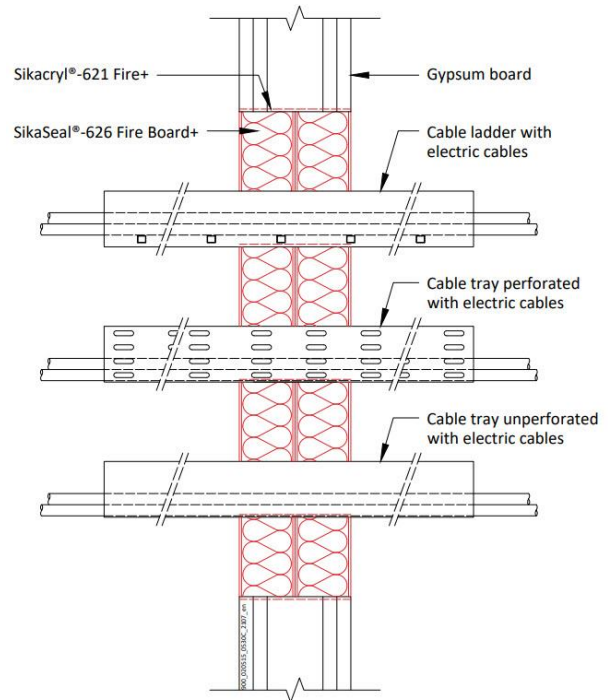
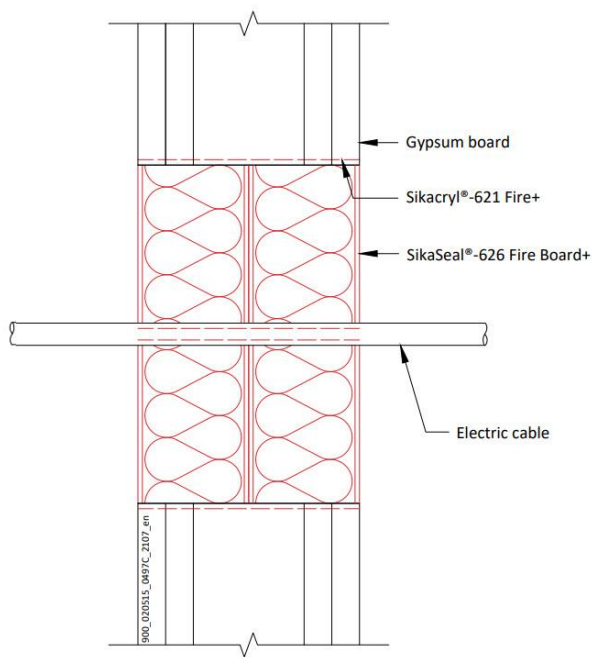


A.5 Flexible or rigid wall constructions according to 2. 2) with wall thickness of minimum 100 mm

A.5.1 Cable penetration seal with 2x SikaSeal-626 Fire Board+ 1-S

Penetration Seal: Cables fitted at any position within the aperture, with 50 mm SikaSeal-626 Fire Board+ 1-S to both sides of the wall.

Construction details:



A.5.1.1 Double side penetration seal with cables

Services	Maximum aperture	Classification
None (blank)	As section 2. 5)	EI 120
Single electrical cables up to 21 mm Ø		E 120, EI 60
Electrical cables up to 80 mm Ø (single, bundled and on trays)		EI 60
Cables up to 21mm Ø in tied bundles up to 100mm Ø		
Steel cable trays & ladders		
Steel conduit up to 16 mm Ø		EI 60 C/U
Copper conduit up to 16 mm Ø		E 60 C/U, EI 45 C/U
Unsheathed wires up to 24 mm Ø		E 60, EI 30
Plastic conduits up to 16 mm Ø		EI 60 C/U, EI 60 C/C

Ytelseserklæring
SikaSeal-626 Fire Board+

80113803
2021.10 , ver. 1
1549

**FOR NÆRMERE
INFORMASJON:**

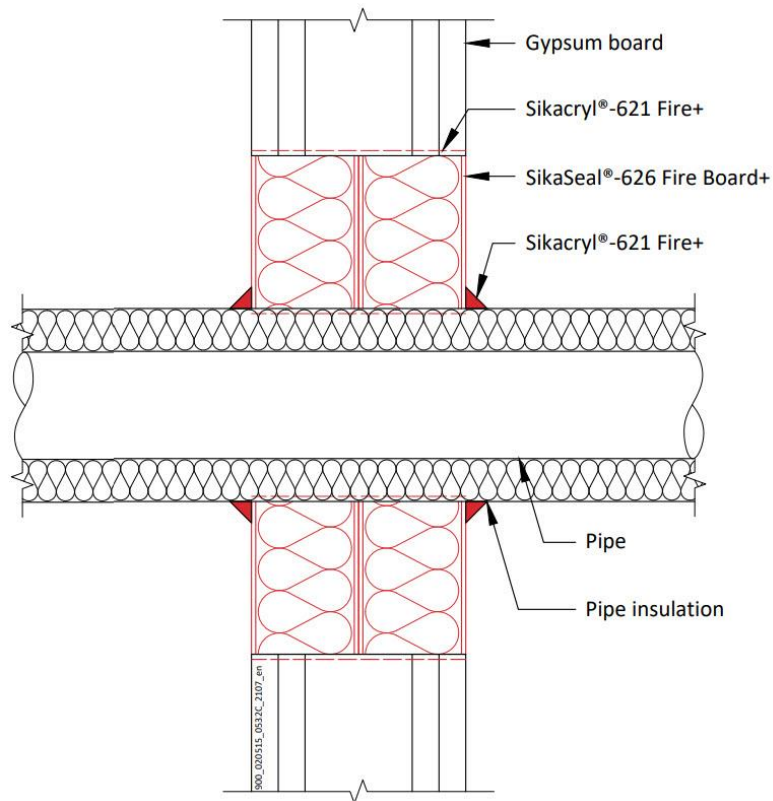
Sika Norge AS
Sanitetsveien 1,
NO-2013 SKJETTEN, Norge

tlf. +47 67 06 79 00
www.sika.no

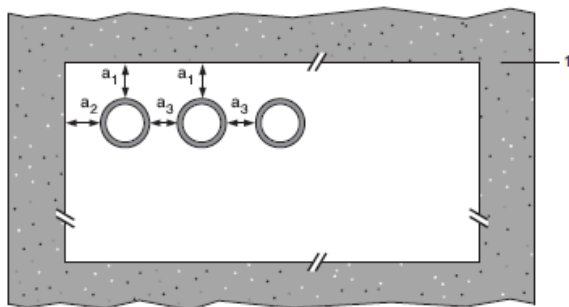
A.5.2 Pipe penetration seal with 2x SikaSeal-626 Fire Board+ 1-S

Penetration Seal: CS (Continuous Sustained) insulated metallic pipes fitted at any position within the aperture, with 50 mm SikaSeal-626 Fire Board+ 1-S to both sides of the wall. Minimum separation between penetration seals and seal edges of 30 mm.

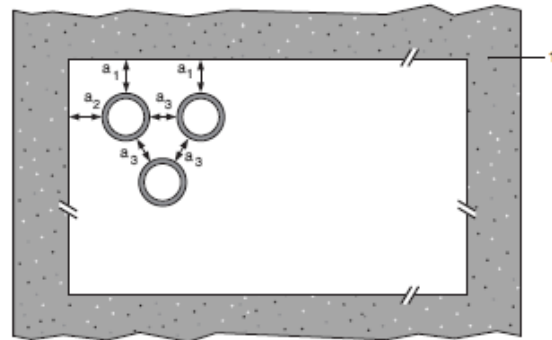
Construction details:



Configuration 1



Configuration 2



Key

- 1 Supporting construction
- a1 Pipe / top edge of seal separation
- a2 Pipe / side edge of seal separation
- a3 Pipe / pipe separation

Ytelseserklæring
SikaSeal-626 Fire Board+

80113803
2021.10 , ver. 1
1549

**FOR NÆRMERE
INFORMASJON:**

Sika Norge AS
Sanitetsveien 1,
NO-2013 SKJETTEN, Norge

tlf. +47 67 06 79 00
www.sika.no

Ytelseserklæring
SikaSeal-626 Fire Board+

80113803
2021.10 , ver. 1
1549

**FOR NÆRMERE
INFORMASJON:**

Sika Norge AS
Sanitetsveien 1,
NO-2013 SKJETTEN, Norge

tlf. +47 67 06 79 00
www.sika.no



A.5.2.1 Double side penetration seal with pipes

Services	Insulation	Classification
Mild or stainless steel pipe		
40 mm diameter/1-14.2 mm wall	20 mm thick stone, mineral wool min. 80 kg/m ³	EI 120 C/U
40 mm diameter/1-14.2 mm wall*	30-80 mm thick stone, mineral wool min. 80 kg/m ³	
50 mm diameter/1.2-14.2 mm wall*		
60 mm diameter/1.4-14.2 mm wall*		
75 mm diameter/1.6-14.2 mm wall*		
90 mm diameter/1.9-14.2 mm wall*		
100 mm diameter/2.1-14.2 mm wall*		
115 mm diameter/2.4-14.2 mm wall*		
140 mm diameter/2.9-14.2 mm wall*		
165 mm diameter/ 3.4-14.2 mm wall*		
180 mm diameter/ 3.6-14.2 mm wall*		
200 mm diameter/ 4.0-14.2 mm wall*		
219 mm diameter/ 4.3-14.2 mm wall*		
250 mm diameter/ 5.0-14.2 mm wall*		
300 mm diameter/ 5.9-14.2 mm wall*		
324 mm diameter/ 6.35-14.2 mm wall*		
PEX pipe in pipe system		
15 mm diameter x 2.5 mm wall inner /25mm diameter outer	None	EI 90 C/C

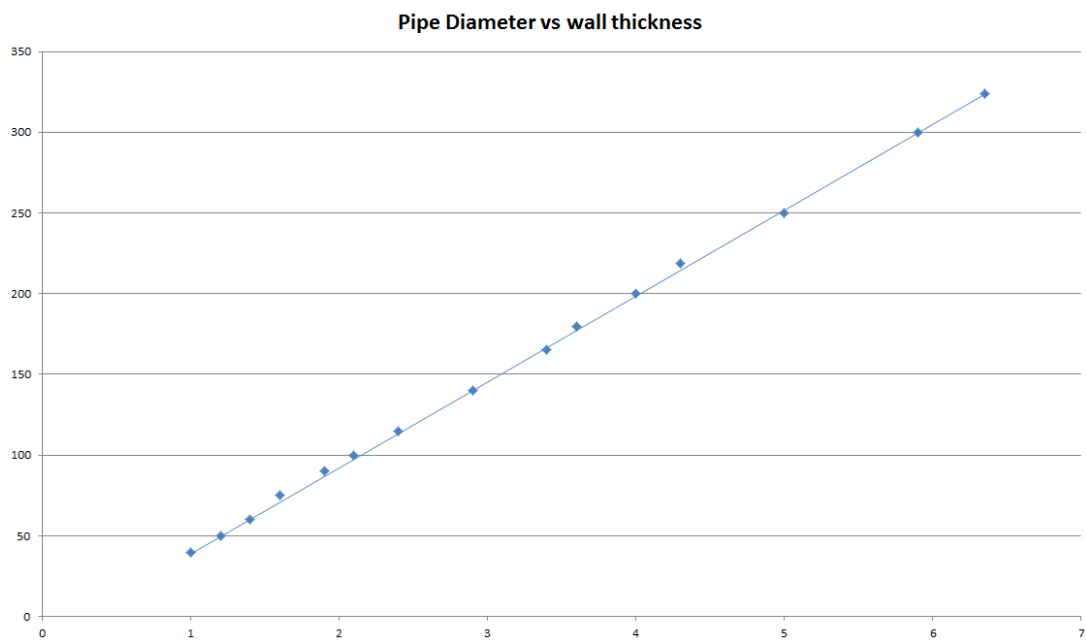
Ytelseserklæring
SikaSeal-626 Fire Board+

80113803
2021.10 , ver. 1
1549

FOR NÆRMERE INFORMASJON:

Sika Norge AS
Sanitetsveien 1,
NO-2013 SKJETTEN, Norge

tlf. +47 67 06 79 00
www.sika.no



Ytelseserklæring
SikaSeal-626 Fire Board+

80113803
2021.10 , ver. 1
1549

**FOR NÆRMERE
INFORMASJON:**

Sika Norge AS
Sanitetsveien 1,
NO-2013 SKJETTEN, Norge

tlf. +47 67 06 79 00
www.sika.no

Services	Insulation	Classification
Mild or stainless steel pipe	None	EI 120 C/U
4 mm diameter*		
5-22 mm diameter*		
Copper, mild or stainless steel pipe		
Up to 6 mm diameter/0.7-14.2 mm wall	None	E 120 C/C, EI 60 C/C
Up to 15 mm diameter/0.7-7.5 mm wall	20 mm thick glass or stone wool min. 75 kg/m ³	EI 60 C/C
16-54 mm diameter/0.7-14.2 mm wall*		E 60 C/C, EI 45 C/C
Up to 54 mm diameter/0.7-14.2 mm wall*	40 mm thick glass or stone wool min. 75 kg/m ³	EI 60 C/C
Alupex pipe		
16 -20 mm diameter/2.0 mm wall	None	EI 120 C/C
16 mm diameter/2.0-2.25 mm wall	20 mm thick glass or stone wool min. 75 kg/m ³	E 120 C/C, EI 90 C/C
16-75 mm diameter*	25-60 mm thick glass or stone wool min. 75 kg/m ³	E 120 C/C, EI 90 C/C
PVC-U~ pipe		
6 mm diameter*	None	EI 120 U/C
7-32 mm diameter*		EI 60 U/C
32 mm diameter*		EI 90 U/C
PE^ pipe		
20 mm diameter/2.0 mm wall	None	E 120 U/C, EI 90 U/C
21-32 mm diameter/2.0-3.0 mm wall		EI 60 U/C
32 mm diameter/3.0 mm wall		EI 90 U/C
PP pipe		
20 mm diameter/2.2 mm wall	None	E 120 U/C, EI 60 U/C
Up to 32 mm diameter/1.8 mm wall		

*See below graphs for interpolation pipe sizes

~ PVC-U pipe according to EN 1329-1, EN 1452-1 and EN 1453-1 and PVC-C according to EN 1566-1

^ PE pipe according to EN 1519-1, EN 12201-2 and EN 12666-1, ABS according to EN 1455-1 and pipes made from SAN+PVC according to EN 1565-1

Ytelseserklæring
SikaSeal-626 Fire Board+

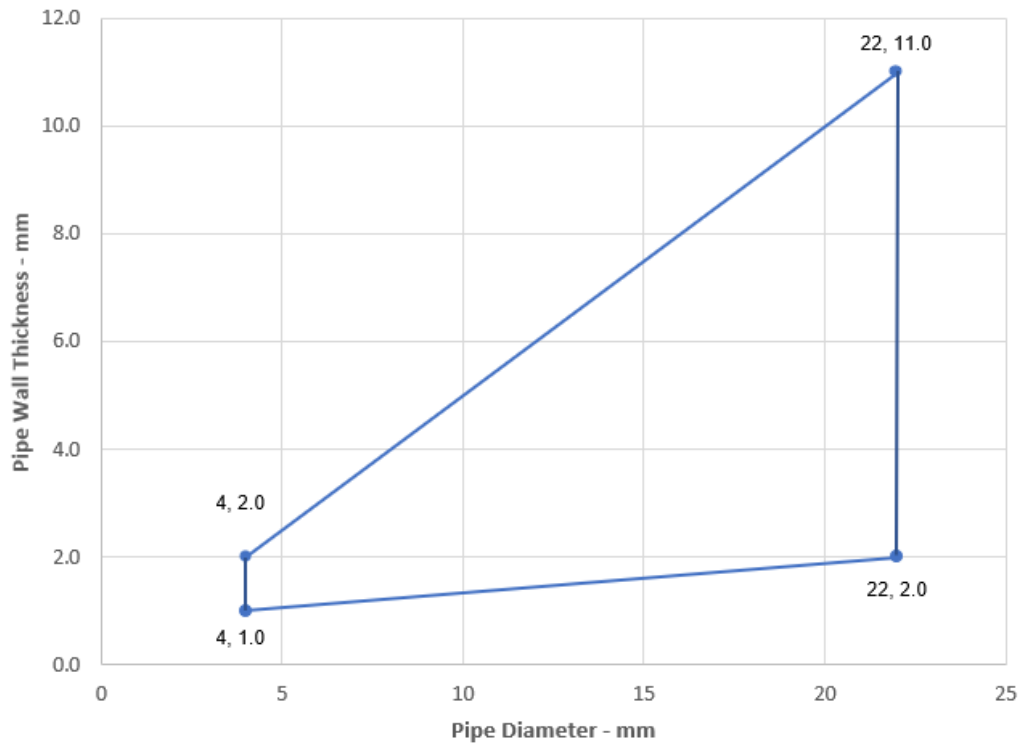
80113803
2021.10 , ver. 1
1549

FOR NÆRMERE INFORMASJON:

Sika Norge AS
Sanitetsveien 1,
NO-2013 SKJETTEN, Norge

tlf. +47 67 06 79 00
www.sika.no

Mild or Stainless Steel Pipes - E 120 C/U, EI 60 C/U



Ytelseserklæring
SikaSeal-626 Fire Board+

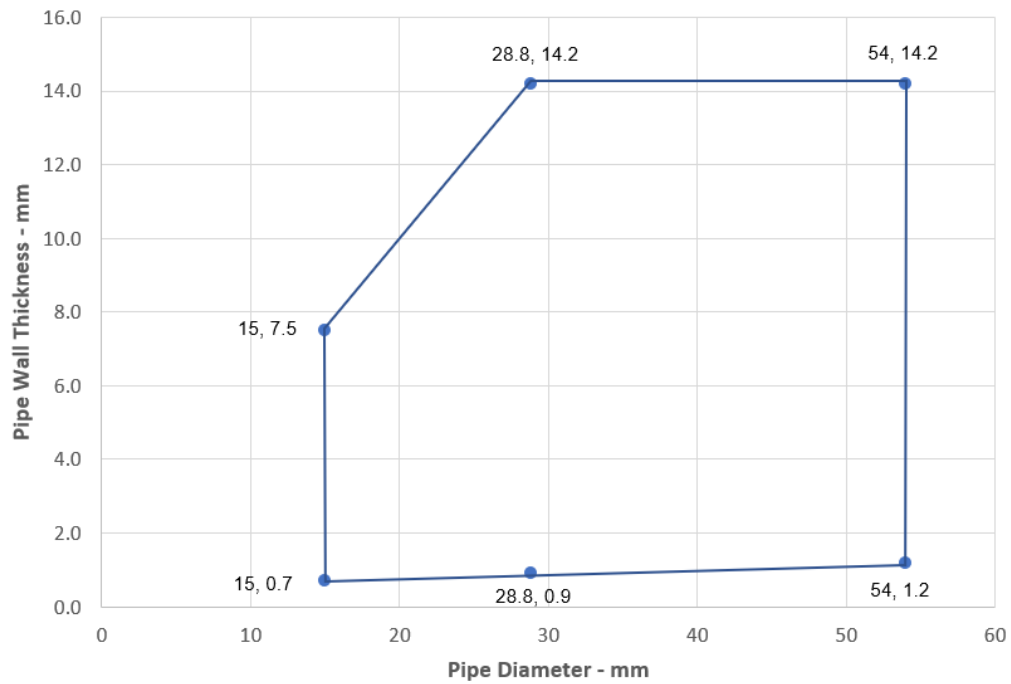
80113803
2021.10 , ver. 1
1549

FOR NÆRMERE INFORMASJON:

Sika Norge AS
Sanitetsveien 1,
NO-2013 SKJETTEN, Norge

tlf. +47 67 06 79 00
www.sika.no

Copper or Steel Pipes with Glass or Stone Wool Insulation - C/C



Ytelseserklæring
SikaSeal-626 Fire Board+

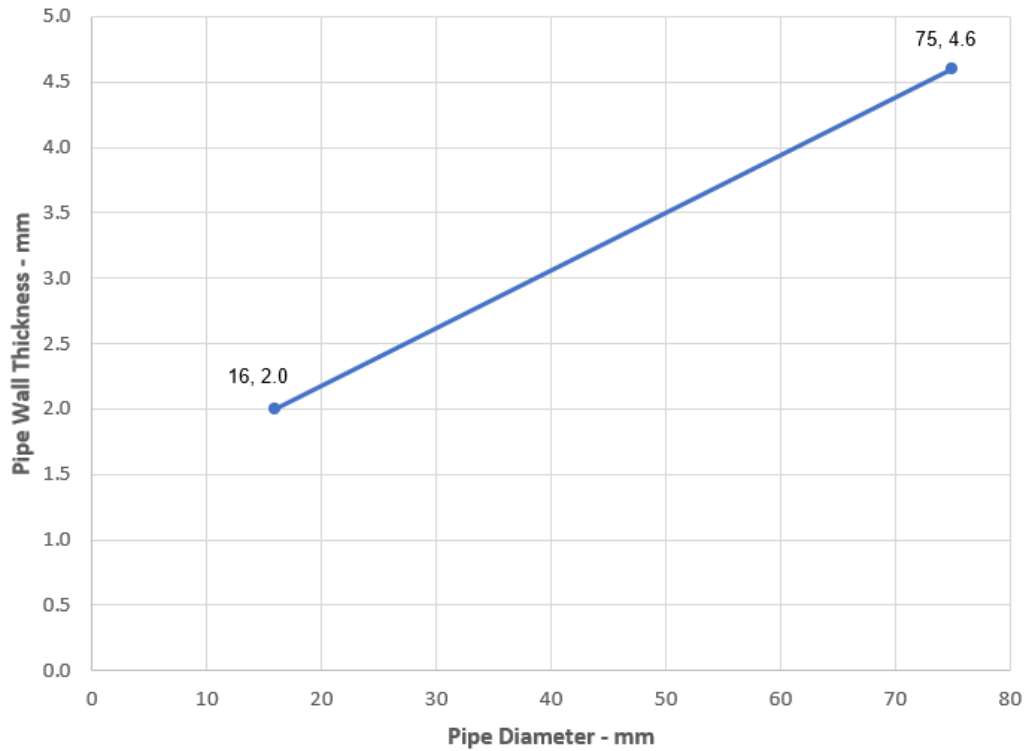
80113803
2021.10 , ver. 1
1549

FOR NÆRMERE INFORMASJON:

Sika Norge AS
Sanitetsveien 1,
NO-2013 SKJETTEN, Norge

tlf. +47 67 06 79 00
www.sika.no

Alupex Pipes - E 120 C/C, EI 90 C/C



Ytelseserklæring
SikaSeal-626 Fire Board+

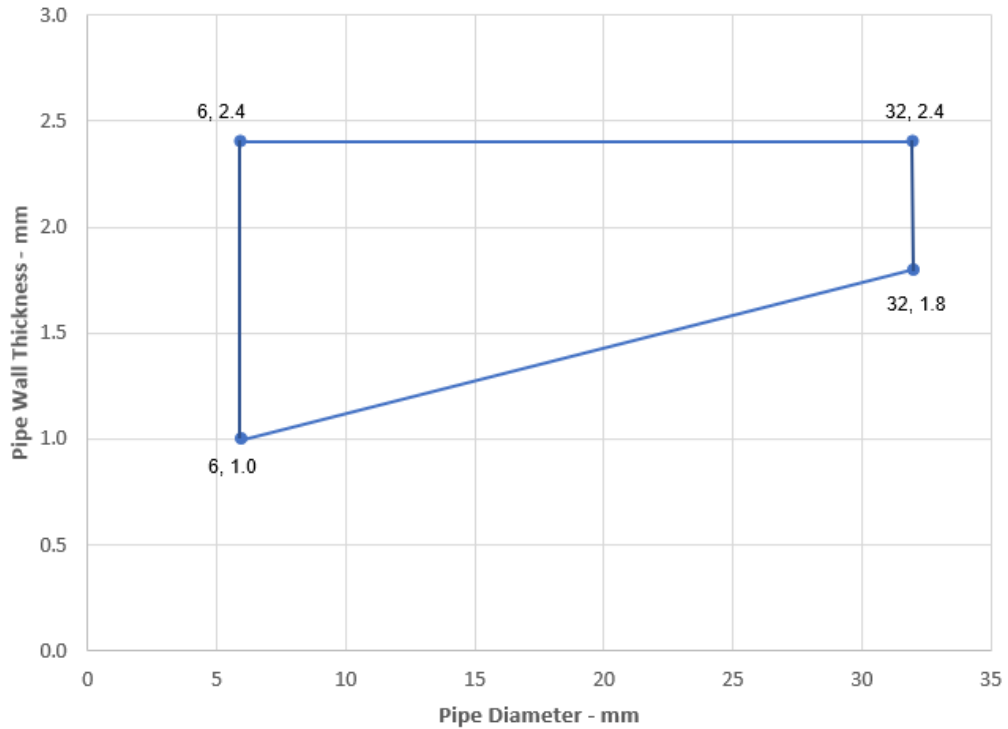
80113803
2021.10 , ver. 1
1549

FOR NÆRMERE INFORMASJON:

Sika Norge AS
Sanitetsveien 1,
NO-2013 SKJETTEN, Norge

tlf. +47 67 06 79 00
www.sika.no

PVC-U Pipes - EI 60 U/C



Ytelseserklæring
SikaSeal-626 Fire Board+

80113803
2021.10 , ver. 1
1549

FOR NÆRMERE INFORMASJON:

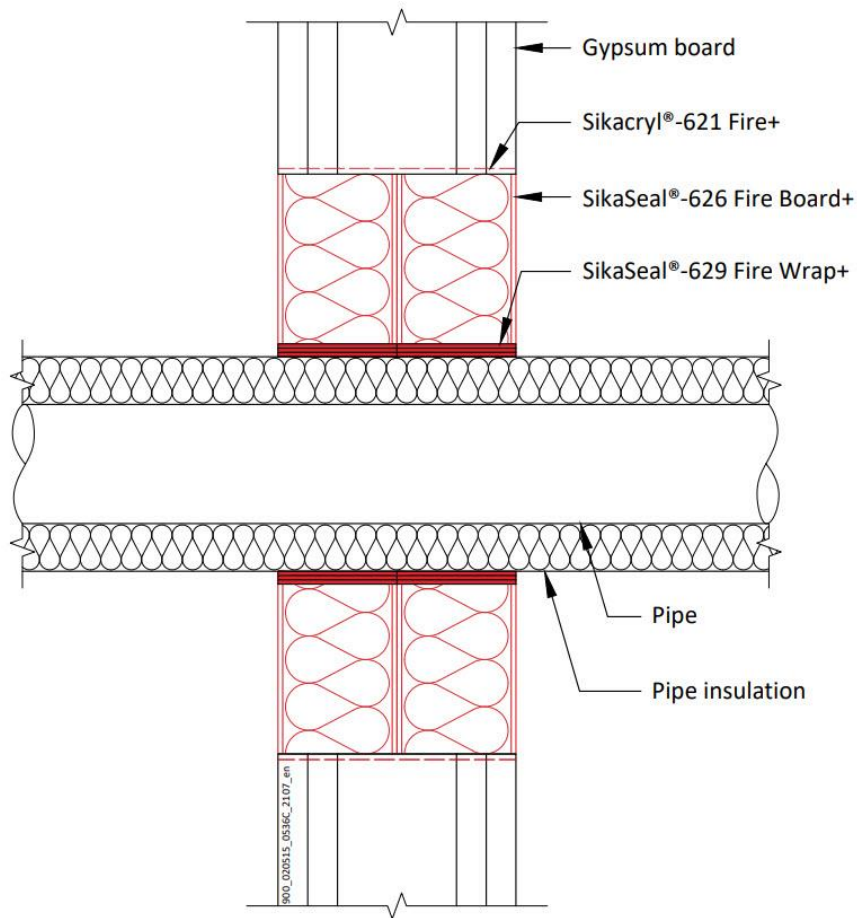
Sika Norge AS
Sanitetsveien 1,
NO-2013 SKJETTEN, Norge

tlf. +47 67 06 79 00
www.sika.no

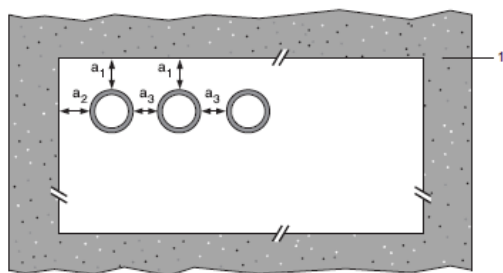
A.5.3 Pipe penetration seal with 2x SikaSeal-626 Fire Board+ 1-S

Penetration Seal: CS (Continuous Sustained) insulated metallic pipes fitted at any position within the aperture, with 50 mm SikaSeal-626 Fire Board+ 1-S to both sides of the wall. Minimum separation between penetration seals and seal edges of 30 mm. SikaSeal-629 Fire Wrap+ are required to be fitted around the pipe insulation.

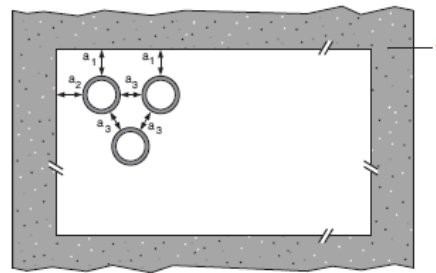
Construction details:



Configuration 1



Configuration 2



Key

- 1 Supporting construction
- a1 Pipe / top edge of seal separation
- a2 Pipe / side edge of seal separation

Ytelseserklæring
SikaSeal-626 Fire Board+

80113803
2021.10 , ver. 1
1549

**FOR NÆRMERE
INFORMASJON:**

Sika Norge AS
Sanitetsveien 1,
NO-2013 SKJETTEN, Norge

tlf. +47 67 06 79 00
www.sika.no

Ytelseserklæring
SikaSeal-626 Fire Board+

80113803
2021.10 , ver. 1
1549

**FOR NÆRMERE
INFORMASJON:**

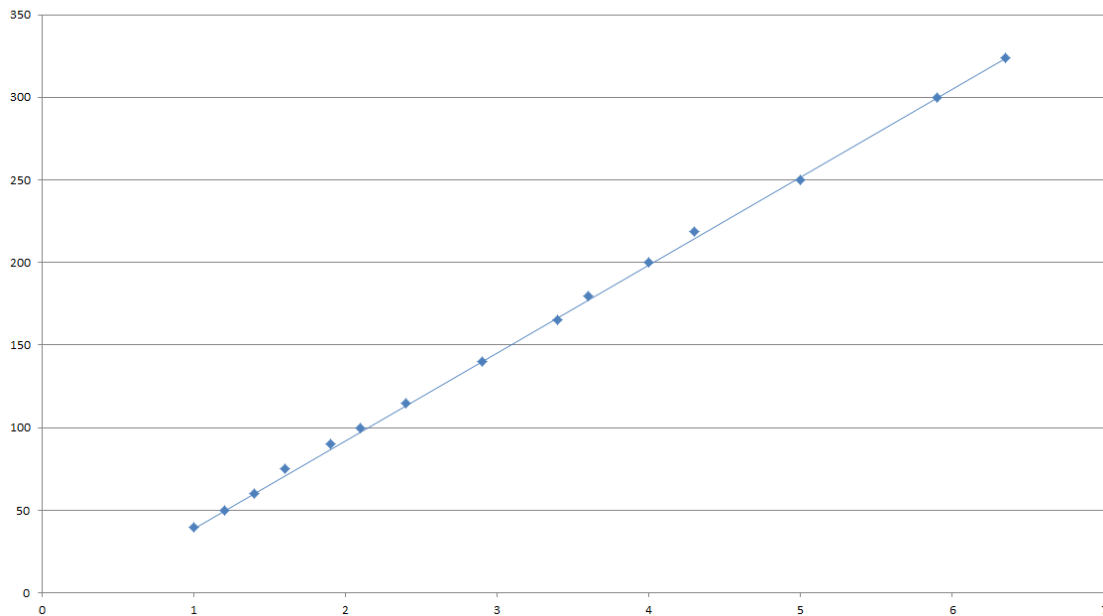
Sika Norge AS
Sanitetsveien 1,
NO-2013 SKJETTEN, Norge

tlf. +47 67 06 79 00
www.sika.no

A.5.3.1 Double side penetration seal with pipes

Services	Insulation	SikaSeal-629 Fire Wrap+	Classification
Mild or stainless steel pipe	32-50 mm thick Elastomeric insulation minimum class B-s3, d0 or PE Foam insulation	3 layers 50 x 1.8 mm	EI 90 C/U
40 mm diameter/1-14.2 mm wall*			
50 mm diameter/1.2-14.2 mm wall*			
60 mm diameter/1.4-14.2 mm wall*			
75 mm diameter/1.6-14.2 mm wall*			
90 mm diameter/1.9-14.2 mm wall*			
100 mm diameter/2.1-14.2 mm wall*			
115 mm diameter/2.4-14.2 mm wall*			
140 mm diameter/2.9-14.2 mm wall*			
165 mm diameter/ 3.4-14.2 mm wall*			
180 mm diameter/ 3.6-14.2 mm wall*			
200 mm diameter/ 4.0-14.2 mm wall*			
219 mm diameter/ 4.3-14.2 mm wall*			
250 mm diameter/ 5.0-14.2 mm wall*			
300 mm diameter/ 5.9-14.2 mm wall*			
324 mm diameter/ 6.35-14.2 mm wall*			

Pipe Diameter vs wall thickness



Ytelseserklæring
SikaSeal-626 Fire Board+

80113803
2021.10 , ver. 1
1549

FOR NÆRMERE INFORMASJON:

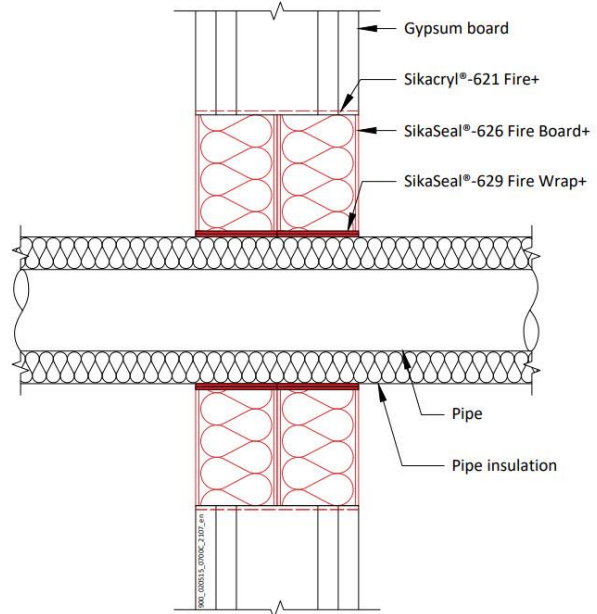
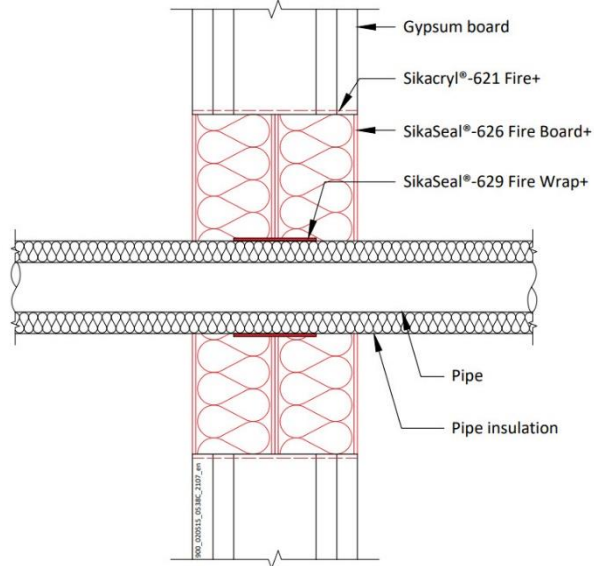
Sika Norge AS
Sanitetsveien 1,
NO-2013 SKJETTEN, Norge

tlf. +47 67 06 79 00
www.sika.no

A.5.4 Pipe penetration seal with 2x SikaSeal-626 Fire Board+ 1-S

Penetration Seal: CS (Continuous Sustained) insulated metallic pipes fitted at any position within the aperture, with 50 mm SikaSeal-626 Fire Board+ 1-S to both sides of the wall. SikaSeal-629 Fire Wrap+ are required to be fitted around the pipe insulation.

Construction details:



Ytelseserklæring
SikaSeal-626 Fire Board+

80113803
2021.10 , ver. 1
1549

**FOR NÆRMERE
INFORMASJON:**

Sika Norge AS
Sanitetsveien 1,
NO-2013 SKJETTEN, Norge

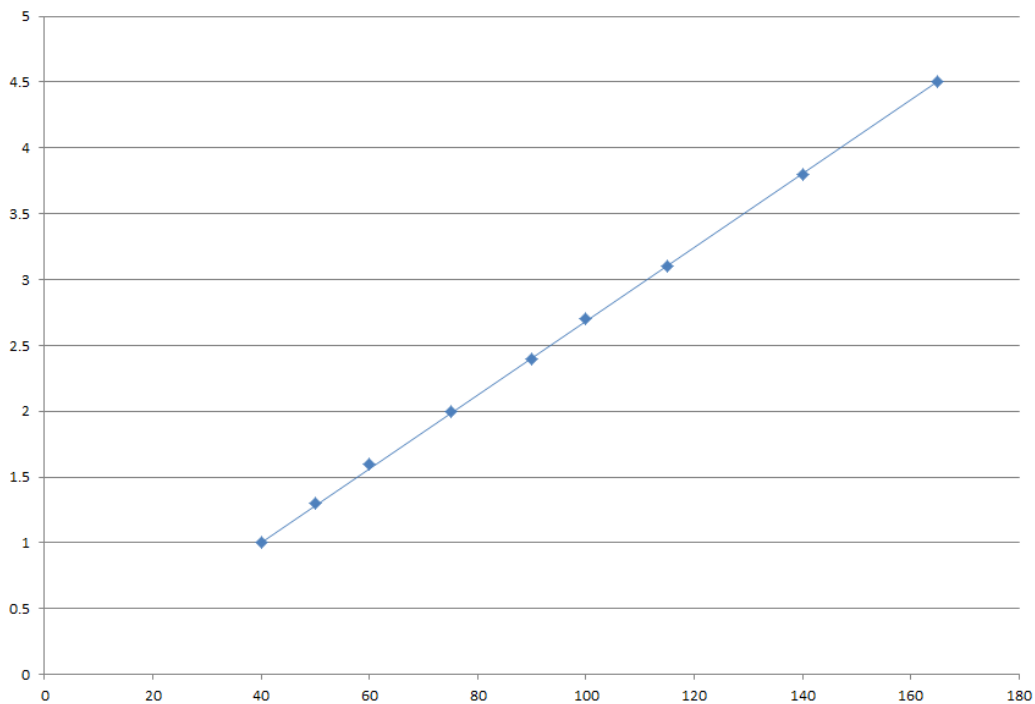
tlf. +47 67 06 79 00
www.sika.no

A.5.4.1 Two layer penetration seal with pipes

Services	Wrap	Insulation	Classification
Mild or stainless steel pipe			
Up to 40 mm diameter/1-14.2 mm wall	50 x 1.8 mm SikaSeal-629 Fire Wrap+ fitted centrally	13 mm elastomeric insulation minimum class B-s3, d0 or PE Foam insulation	EI 120 U/C, EI 120 U/U, EI 120 C/U, EI 120 C/C
Up to 40 mm diameter/1-14.2 mm wall*	2 off 50 x 3.6 mm SikaSeal-629 Fire Wrap+, one fitted flush to each face of seal	13 – 32 mm elastomeric insulation minimum class B-s3, d0 or PE Foam insulation	E 120 U/C, E 120 U/U, E 120 C/U, E 120 C/C, EI 60 U/C, EI 60 U/U, EI 60 C/U, EI 60 C/C
50 mm diameter/1.3-14.2 mm wall*			
60 mm diameter/1.6-14.2 mm wall*			
75 mm diameter/2-14.2 mm wall*			
90 mm diameter/2.4-14.2 mm wall*			
100 mm diameter/2.7-14.2 mm wall*			
115 mm diameter/3.1-14.2 mm wall*			
140 mm diameter/3.8-14.2 mm wall*			
165 mm diameter/ 4.5-14.2 mm wall*			

* Typical pipe diameters shown, see below graph for intermediate sizes

Pipe diameter vs Wall thickness



Ytelseserklæring
SikaSeal-626 Fire Board+

80113803
2021.10 , ver. 1
1549

**FOR NÆRMERE
INFORMASJON:**

Sika Norge AS
Sanitetsveien 1,
NO-2013 SKJETTEN, Norge

tlf. +47 67 06 79 00
www.sika.no

Ytelseserklæring
SikaSeal-626 Fire Board+

80113803
2021.10 , ver. 1
1549

**FOR NÆRMERE
INFORMASJON:**

Sika Norge AS
Sanitetsveien 1,
NO-2013 SKJETTEN, Norge

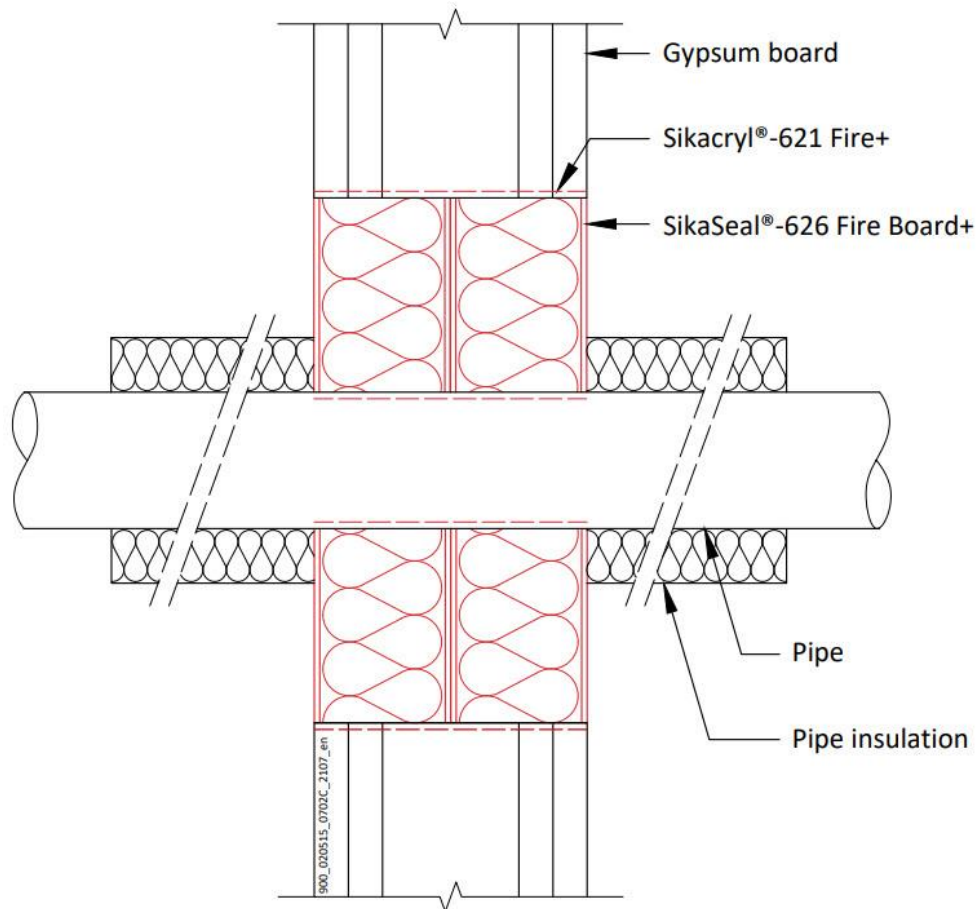
tlf. +47 67 06 79 00
www.sika.no



A.5.5 Pipe penetration seal with 2x SikaSeal-626 Fire Board+ 1-S

Penetration Seal: 500 mm (min.) LI (Local Interrupted) or CI (Continuous Interrupted) insulated or uninsulated metallic and composite pipes fitted at any position within the aperture, with 50 mm SikaSeal-626 Fire Board+ 1-S to both sides of the wall.

Construction details:



Ytelseserklæring
SikaSeal-626 Fire Board+

80113803
2021.10 , ver. 1
1549

FOR NÆRMERE INFORMASJON:

Sika Norge AS
Sanitetsveien 1,
NO-2013 SKJETTEN, Norge

tlf. +47 67 06 79 00
www.sika.no

A.5.5.1 Two layer penetration seal with pipes

Services	Insulation (minimum thickness and density)	Classification
Copper pipe up to 54 mm diameter/1-14.2 mm wall	20 mm stone wool 80 kg/m ³	EI 120 C/C
Mild or stainless steel pipe 114 mm diameter/11 mm wall	None	E 90 C/U, EI 20 C/U

Services	Insulation (minimum thickness and density)	Classification
Mild or stainless steel pipe		
40 mm diameter/1-14.2 mm wall	20 mm stone wool 80 kg/m ³	EI 120 C/U
40 mm diameter/1-14.2 mm wall*	30 mm stone wool 80 kg/m ³	E 120 C/U, EI 90 C/U
50 mm diameter/1.2-14.2 mm wall*		
60 mm diameter/1.4-14.2 mm wall*		
75 mm diameter/1.7-14.2 mm wall*		
90 mm diameter/2-14.2 mm wall*		
100 mm diameter/2.2-14.2 mm wall*		
115 mm diameter/2.5-14.2 mm wall*		
140 mm diameter/3-14.2 mm wall*		
165 mm diameter/3.5-14.2 mm wall*		
180 mm diameter/3.8-14.2 mm wall*		
200 mm diameter/4.2-14.2 mm wall*		
219 mm diameter/4.5-14.2 mm wall*		

* Typical pipe diameters shown, see below graph for intermediate sizes

Ytelseserklæring
SikaSeal-626 Fire Board+

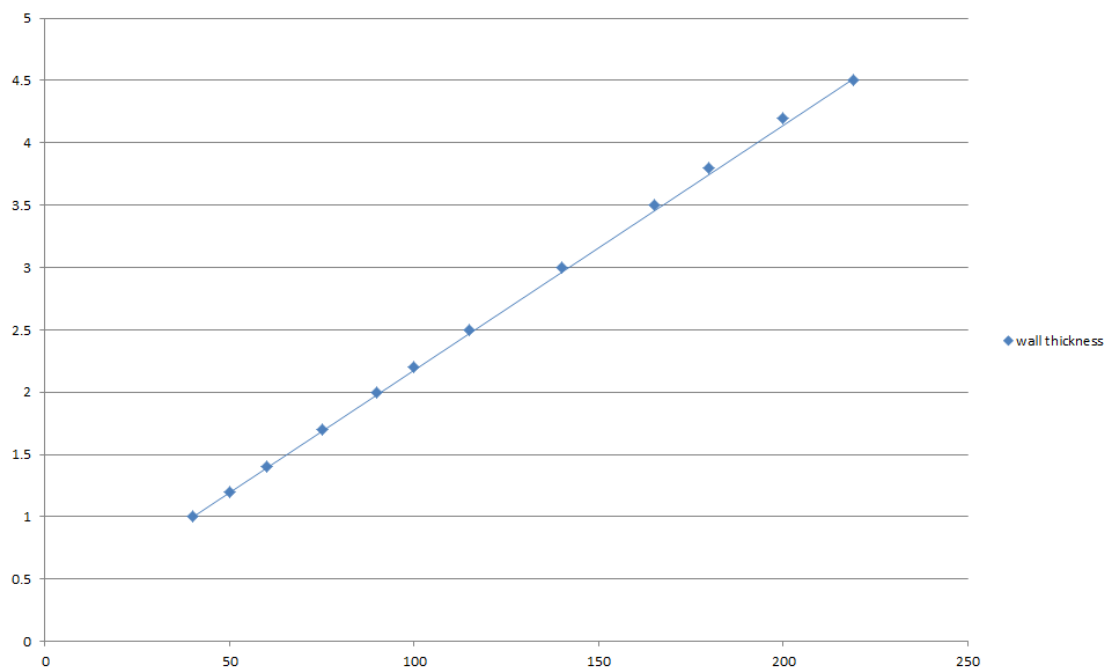
80113803
2021.10 , ver. 1
1549

FOR NÆRMERE INFORMASJON:

Sika Norge AS
Sanitetsveien 1,
NO-2013 SKJETTEN, Norge

tlf. +47 67 06 79 00
www.sika.no

Pipe diameter vs Wall thickness



Services	Insulation (minimum thickness and density)	Classification
Alupex pipe		
16 mm diameter/2.25 mm wall	20 mm stone wool 80 kg/m ³	EI 120 C/C
20 mm diameter/2.5 mm wall		EI 60 C/C
26 mm diameter/3 mm wall		
32 mm diameter/3 mm wall		
40 mm diameter/3.5 mm wall		
50 mm diameter/4 mm wall		
63 mm diameter/4.5 mm wall		
75 mm diameter/4.7 mm wall		

Ytelseserklæring
SikaSeal-626 Fire Board+

80113803
2021.10 , ver. 1
1549

**FOR NÆRMERE
INFORMASJON:**

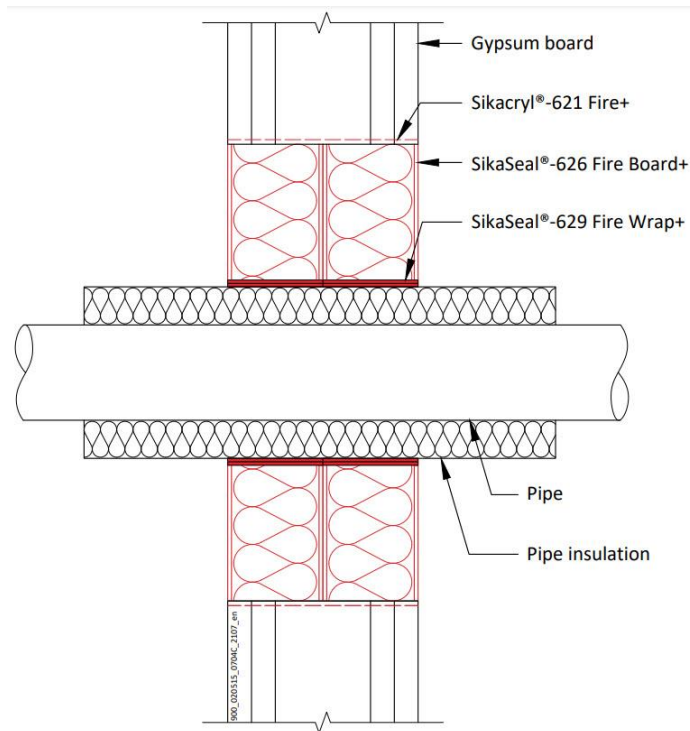
Sika Norge AS
Sanitetsveien 1,
NO-2013 SKJETTEN, Norge

tlf. +47 67 06 79 00
www.sika.no

A.5.6 Pipe penetration seal with 2x SikaSeal-626 Fire Board+ 1-S

Penetration Seal: LS (Local Sustained) or CS (Continuous Sustained) insulated metallic and composite pipes fitted at any position within the aperture, with 50 mm SikaSeal-626 Fire Board+ 1-S to both sides of the wall. SikaSeal-629 Fire Wrap+ are required to be fitted around the pipe to both sides of the seal.

Construction details:



Ytelseserklæring
SikaSeal-626 Fire Board+

80113803
2021.10 , ver. 1
1549

FOR NÆRMERE INFORMASJON:

Sika Norge AS
Sanitetsveien 1,
NO-2013 SKJETTEN, Norge

tlf. +47 67 06 79 00
www.sika.no

A.5.6.1 Two layer penetration seal with pipes

Services	Wrap	Insulation	Classification
Mild or stainless steel pipe			
16 mm diameter/1.0 mm wall	50 x 1.8 mm SikaSeal-629 Fire Wrap+ fitted to both sides of the seal	15 mm phenolic foam insulation (CS)	EI 90 C/U
16-273 mm diameter/1.0-14.2 mm wall*		25-100 mm phenolic foam insulation (CS)	
Copper pipe			
12 mm diameter/1 mm wall	50 x 3.6 mm SikaSeal-629 Fire Wrap+ fitted to both sides of the seal	9 mm elastomeric insulation minimum class B-s3, d0 or PE Foam insulation (LS and CS)	EI 120 C/C
12-54 mm diameter/1-1.2 mm wall		9-13 mm elastomeric insulation minimum class B-s3, d0 or PE Foam insulation (LS and CS)	E 120 C/C, EI 90 C/C
12-54 mm diameter/1-1.2 mm wall		13-25 mm elastomeric insulation minimum class B-s3, d0 or PE Foam insulation (LS and CS)	E 120 C/C, EI 60 C/C

*See below graph for interpolation pipe sizes

Ytelseserklæring
SikaSeal-626 Fire Board+

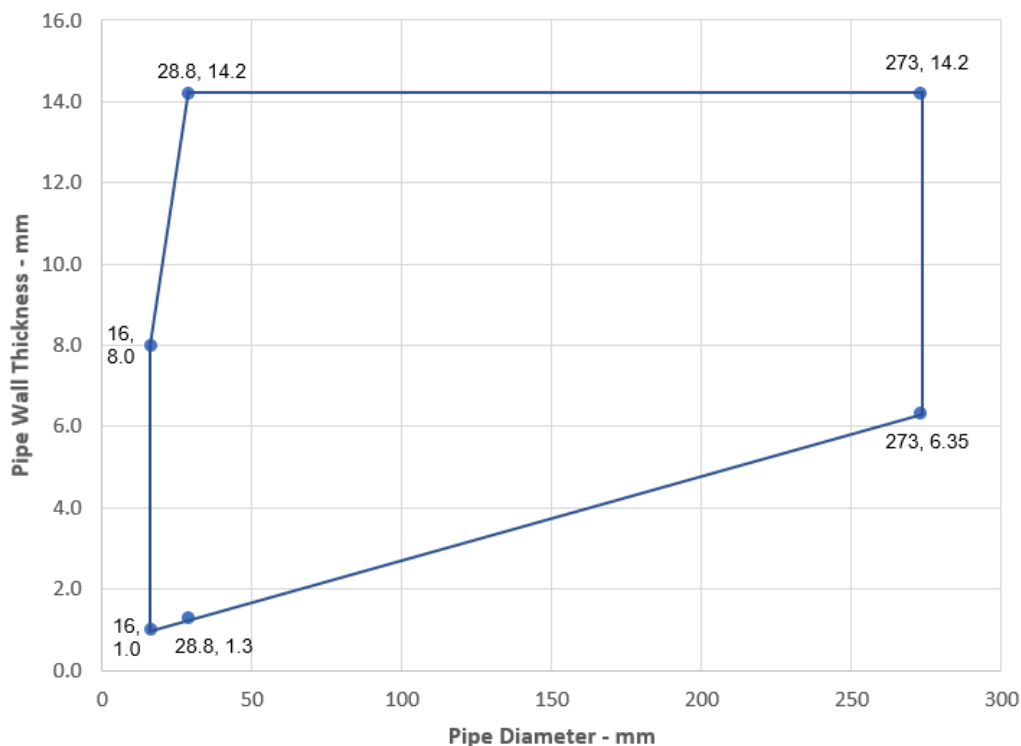
80113803
2021.10 , ver. 1
1549

FOR NÆRMERE INFORMASJON:

Sika Norge AS
Sanitetsveien 1,
NO-2013 SKJETTEN, Norge

tlf. +47 67 06 79 00
www.sika.no

Steel Pipes with Phenolic Foam Insulation - C/U



Services	Wrap	Insulation	Classification
Alupex pipe			
16 mm diameter/2.25 mm wall	50 x 3.6 mm SikaSeal-629 Fire Wrap+ fitted to both sides of the seal	9-25 mm elastomeric insulation minimum class B-s3, d0 or PE Foam insulation	EI 120 C/C
20 mm diameter/2.5 mm wall			
26 mm diameter/3 mm wall			
32 mm diameter/3 mm wall			
40 mm diameter/3.5 mm wall			
50 mm diameter/4 mm wall			
63 mm diameter/4.5 mm wall			
75 mm diameter/4.7 mm wall			
25 mm diameter/2.5 mm wall		13 mm polyethylene foam with plastic sheaving	E 90 C/C, EI 60 C/C

Services	Outer diameter including insulation	Pipe wrap	Pipe insulation	Classification
----------	-------------------------------------	-----------	-----------------	----------------

Ytelseserklæring
SikaSeal-626 Fire Board+

80113803
2021.10 , ver. 1
1549

FOR NÆRMERE INFORMASJON:

Sika Norge AS
Sanitetsveien 1,
NO-2013 SKJETTEN, Norge

tlf. +47 67 06 79 00
www.sika.no

PE pipe according to EN 1519-1, EN 12201-2 and EN 12006-1, ABS according to EN 1455-1 and pipes made from SAN+PVC according to EN 1565-1				
Maximum 160 mm diameter pipe*	Maximum 68 mm diameter	50 x 3.6 mm SikaSeal-629 Fire Wrap+ fitted to both sides of the seal	9-50 mm Elastomeric insulation minimum class B-s3, d0 or PE Foam insulation	EI 60 C/C
	Maximum 178 mm diameter	50 x 10.8 mm SikaSeal-629 Fire Wrap+ fitted to both sides of the seal		
	Maximum 260 mm diameter	50 x 18.0 mm SikaSeal-629 Fire Wrap+ fitted to both sides of the seal		
PP pipe according to EN 1852-1: 2009				
Maximum 160 mm diameter pipe*	Maximum 68 mm diameter	50 x 3.6 mm SikaSeal-629 Fire Wrap+ fitted to both sides of the seal	9-50 mm Elastomeric insulation minimum class B-s3, d0 or PE Foam insulation	EI 60 C/C
	Maximum 178 mm diameter	50 x 10.8 mm SikaSeal-629 Fire Wrap+ fitted to both sides of the seal		
	Maximum 260 mm diameter	50 x 18.0 mm SikaSeal-629 Fire Wrap+ fitted to both sides of the seal		

*See below graph for interpolation pipe sizes

Ytelseserklæring
SikaSeal-626 Fire Board+

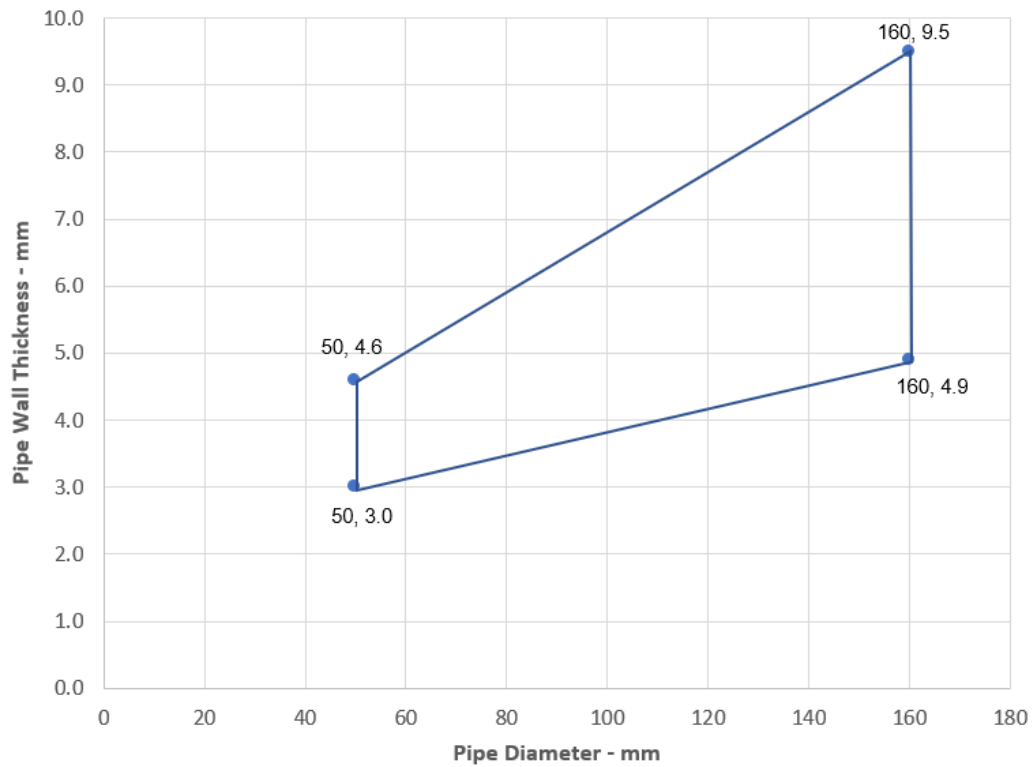
80113803
2021.10 , ver. 1
1549

FOR NÆRMERE INFORMASJON:

Sika Norge AS
Sanitetsveien 1,
NO-2013 SKJETTEN, Norge

tlf. +47 67 06 79 00
www.sika.no

PE Pipes - EI 60 C/C



Ytelseserklæring
SikaSeal-626 Fire Board+

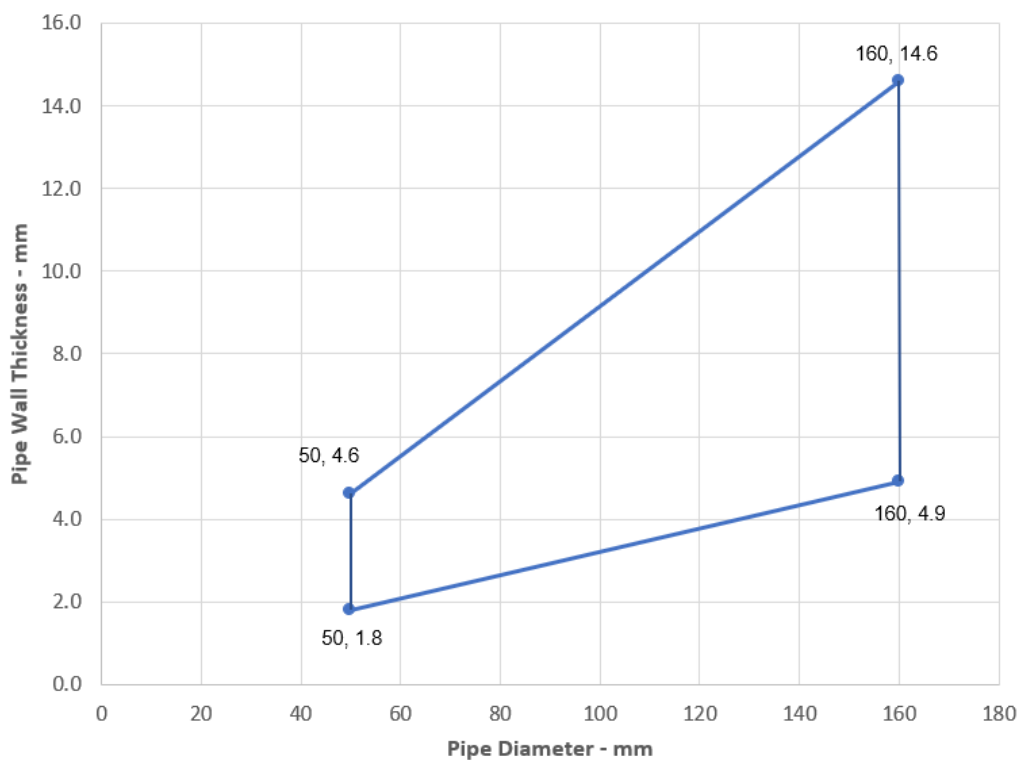
80113803
2021.10 , ver. 1
1549

FOR NÆRMERE INFORMASJON:

Sika Norge AS
Sanitetsveien 1,
NO-2013 SKJETTEN, Norge

tlf. +47 67 06 79 00
www.sika.no

PP Pipes - EI 60 C/C



A.5.7 SikaSeal-629 Fire Wrap+ penetration seal for plastic pipes, in 2x SikaSeal-626 Fire Board+ 1-S, in flexible or rigid walls

Penetration Seal: Combustible pipes sealed with SikaSeal-629 Fire Wrap+, to both sides of the wall. Minimum separation between penetration seals and seal edges of 30 mm. (Configuration 1 & 2).

Ytelseserklæring
SikaSeal-626 Fire Board+

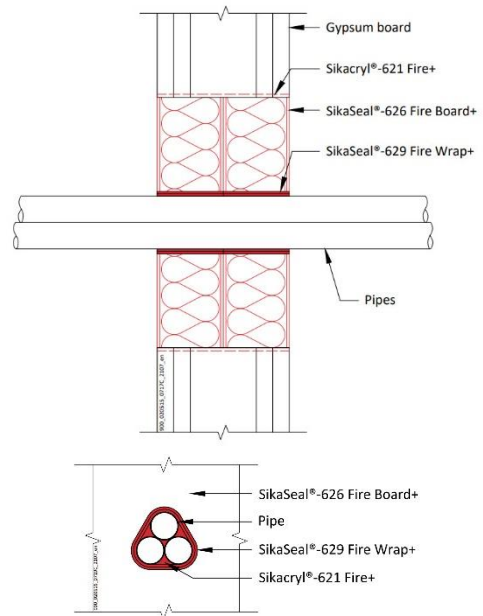
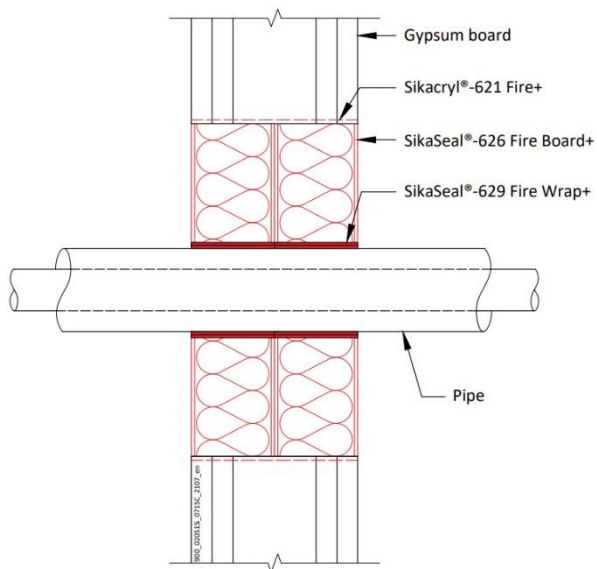
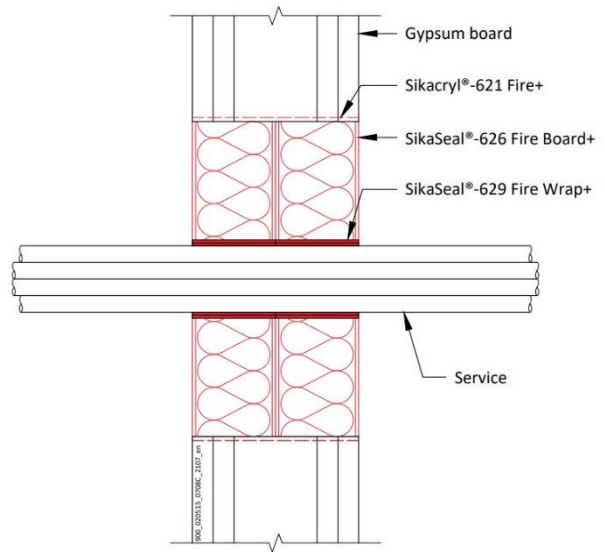
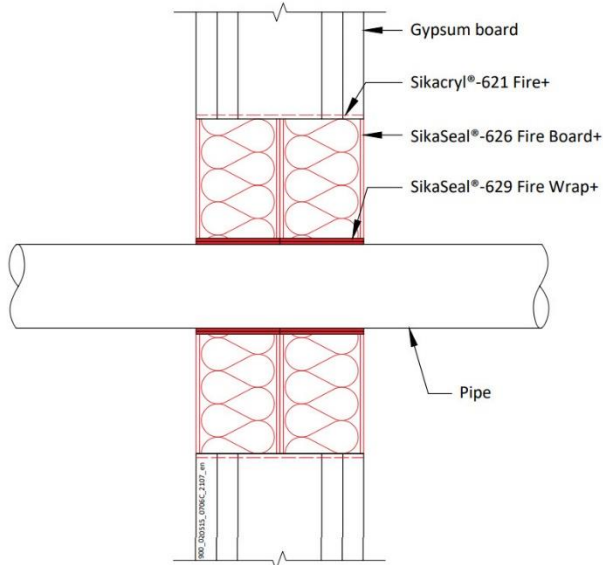
80113803
2021.10 , ver. 1
1549

FOR NÆRMERE INFORMASJON:

Sika Norge AS
Sanitetsveien 1,
NO-2013 SKJETTEN, Norge

tlf. +47 67 06 79 00
www.sika.no

Construction details:



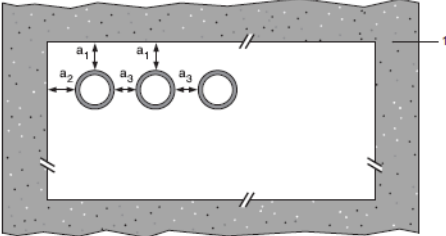
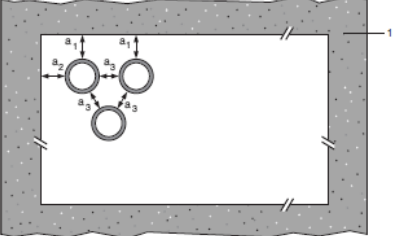
Ytelseserklæring
SikaSeal-626 Fire Board+

80113803
2021.10 , ver. 1
1549

**FOR NÆRMERE
INFORMASJON:**

Sika Norge AS
Sanitetsveien 1,
NO-2013 SKJETTEN, Norge

tlf. +47 67 06 79 00
www.sika.no

Configuration 1	Configuration 2
	
<p>Key</p> <p>1 Supporting construction</p> <p>a1 Pipe / top edge of seal separation</p> <p>a2 Pipe / side edge of seal separation</p> <p>a3 Pipe / pipe separation</p>	

Ytelseserklæring
SikaSeal-626 Fire Board+

80113803
2021.10 , ver. 1
1549

**FOR NÆRMERE
INFORMASJON:**

Sika Norge AS
Sanitetsveien 1,
NO-2013 SKJETTEN, Norge

tlf. +47 67 06 79 00
www.sika.no

A.5.7.1

Services	Wraps (both sides)	Permitted configuration for seal separation	Classification
PVC-U pipe according to EN 1329-1, EN 1452-2 and EN 1453-1 and PVC-C according to EN 1566-1			
Diameter up to 40 mm, wall thickness 1.9 – 3.0 mm	50 x 1.8 mm (1 layer)	1 & 2	EI 120 U/U, EI 120 C/U, EI 120 U/C, EI 120 C/C
Diameter up to 110 mm, wall thickness 2.7 – 6.6 mm	50 x 3.6 mm (2 x 1.8 layer)		E 120 U/C, E 120 C/C EI 90 U/C, EI 90 C/C
Diameter up to 125 mm, wall thickness 3.7 – 7.4 mm	50 x 5.4 mm (3 x 1.8 layer)		
Diameter up to 160 mm, wall thickness 9.5 mm *	50 x 7.2 mm (4 x 1.8 layer)		E 90 U/C, E 90 C/C EI 60 U/C, EI 60 C/C
Diameter up to 160 mm, wall thickness 4.0-9.5 mm *	50 x 10.8 mm (6 x 1.8 layer)		
Diameter up to 200 mm, wall thickness 4.9-11.9 mm	50 x 10.8 mm (6 x 1.8 layer)		EI 90 C/C
Diameter up to 315 mm, wall thickness 7.7-12.1 mm*	50 x 18 mm (10 x 1.8 layers)		EI 90 C/C
Diameter up to 400 mm, wall thickness 9.8-15.3 mm*	50 x 28.8 mm (16 x 1.8 layers)		EI 90 C/C
Diameter up to 110 mm, wall thickness 2.7–6.6 mm, fully or partially filled conduits with cables up to 14 mm diameter	50 x 3.6 mm (2 x 1.8 layers)		E 120 U/C, EI 90 U/C
Diameter up to 32 mm Ø, wall thickness 1.5-2.4 mm with or without cables up to 14 mm Ø, in pipe bundles up to 110 mm Ø ¹⁾	50 x 3.6 mm (2 x 1.8 layers)		EI 90 U/C
PE pipe according to EN 1519-1, EN 12201-2 and EN 12006-1, ABS according to EN 1455-1 and pipes made from SAN+PVC according to EN 1565-1			
Diameter up to 40 mm, wall thickness 2.4 – 3.7 mm	50 x 1.8 mm (1 layer)	1 & 2	EI 120 U/U, EI 120 C/U, EI 120 U/C, EI 120 C/C
Diameter up to 110 mm, wall thickness 4.2 – 10 mm	50 x 3.6 mm (2 x 1.8 layer)		E 120 U/C, E 120 C/C EI 90 U/C, EI 90 C/C
Diameter up to 125 mm, wall thickness 4.8 – 12 mm	50 x 5.4 mm (3 x 1.8 layer)		
Diameter up to 160 mm, wall thickness 14.6 mm	50 x 7.2 mm (4 x 1.8 layer)		E 90 U/C, E 90 C/C EI 60 U/C, EI 60 C/C
Diameter up to 160 mm, wall thickness 4.9-14.6 mm	50 x 10.8 mm (6 x 1.8 layer)		
Diameter up to 200 mm, wall thickness 6.2-18.2 mm	50 x 10.8 mm (6 x 1.8 layer)		EI 90 C/C
Diameter up to 315 mm, wall thickness 18.7 mm	50 x 18 mm (10 x 1.8 layers)		EI 60 C/C
Diameter up to 400 mm, wall thickness 23.7 mm	50 x 28.8 mm (16 x 1.8 layers)		EI 60 C/C
Diameter up to 110 mm, wall thickness 4.2–10 mm, fully or partially filled conduits with cables up to 14 mm diameter	50 x 3.6 mm (2 x 1.8 layers)		E 120 U/C, EI 90 U/C

Ytelseserklæring
SikaSeal-626 Fire Board+

80113803
2021.10 , ver. 1
1549

FOR NÆRMERE INFORMASJON:

Sika Norge AS
Sanitetsveien 1,
NO-2013 SKJETTEN, Norge

tlf. +47 67 06 79 00
www.sika.no

Diameter up to 40 mm \emptyset , wall thickness 2.0-3.7 mm with or without cables up to 14 mm \emptyset , in pipe bundles up to 110 mm \emptyset ¹⁾	50 x 3.6 mm (2 x 1.8 layers)		EI 90 U/C
--	------------------------------	--	------------------

Ytelseserklæring
SikaSeal-626 Fire Board+

80113803
2021.10 , ver. 1
1549

**FOR NÆRMERE
INFORMASJON:**

Sika Norge AS
Sanitetsveien 1,
NO-2013 SKJETTEN, Norge

tlf. +47 67 06 79 00
www.sika.no

Services	Wraps (both sides)	Permitted configuration for seal separation	Classification
PP pipe according to EN 1852-1: 2009			
Diameter up to 40 mm, wall thickness 1.8 – 5.5 mm	50 x 1.8 mm (1 layer)	1 & 2	EI 120 U/U, EI 120 C/U, EI 120 U/C, EI 120 C/C
Diameter up to 110 mm, wall thickness 2.7 - 15.1 mm	50 x 3.6 mm (2 x 1.8 layer)		EI 90 U/U, EI 90 C/U, EI 90 U/C, EI 90 C/C
Diameter up to 125 mm, wall thickness 3.1 – 17.1 mm	50 x 5.4 mm (3 x 1.8 layer)		E 120 U/C, E 120 C/C EI 90 U/C, EI 90 C/C
Diameter up to 160 mm, wall thickness 21.9 mm	50 x 7.2 mm (4 x 1.8 layer)		EI 60 U/C, EI 60 C/C
Diameter up to 160 mm, wall thickness 4.9-21.9 mm	50 x 10.8 mm (6 x 1.8 layer)		EI 90 C/C
Diameter up to 200 mm, wall thickness 4.9-18.2 mm	50 x 10.8 mm (6 x 1.8 layer)		EI 60 C/C
Diameter up to 315 mm, wall thickness 28.6 mm	50 x 18 mm (10 x 1.8 layers)		E 120 U/C, EI 90 U/C
Diameter up to 110 mm, wall thickness 2.7–15.1 mm, fully or partially filled conduits with cables up to 14 mm diameter	50 x 3.6 mm (2 x 1.8 layers)		EI 90 U/C
Diameter up to 40 mm Ø, wall thickness 1.8-2.0 mm with or without cables up to 14 mm Ø, in pipe bundles up to 110 mm Ø ¹⁾	50 x 3.6 mm (2 x 1.8 layers)		

¹⁾ PVC, PE and PP pipes can be mixed in the same bundle.

Services	Wraps (both sides)	Permitted configuration for seal separation	Classification
Uponor Wirsbo PEX double pipe in pipe system according to ISO 15875			
Diameter up to 54 mm/4.0 mm wall thickness (outer pipe), 28 mm diameter/0.4 mm wall thickness (inner pipe)	50 x 3.6 mm (2 x 1.8 layers)	1 & 2	EI 120 C/C
Diameter up to 25 mm pipes, wall thickness 0.6 mm, in bundles up to 50 mm	50 x 3.6 mm (2 x 1.8 layers)		EI 90 C/C
Uponor Decibel pipe according to EN 1451-1			
50 mm diameter/2.0 mm wall thickness	50 x 3.6 mm (2 x 1.8 layers)	1 & 2	EI 90 U/U
75-110 mm diameter/2.6-3.8 mm wall thickness	50 x 3.6 mm (2 x 1.8 layers)		EI 90 U/C
BluePower Multilayer pipe according to EN 1451-1			
32-50 mm diameter/1.8 mm wall thickness*	50 x 3.6 mm (2 x 1.8 layers)	1 & 2	EI 90 U/U
75-110 mm diameter/3.4 mm wall thickness*	50 x 3.6 mm (2 x 1.8 layers)		EI 90 C/U

Ytelseserklæring
SikaSeal-626 Fire Board+

80113803
2021.10 , ver. 1
1549

FOR NÆRMERE INFORMASJON:

Sika Norge AS
Sanitetsveien 1,
NO-2013 SKJETTEN, Norge

tlf. +47 67 06 79 00
www.sika.no

125-160 mm diameter/3.9-4.9 mm wall thickness	50 x 10.8 mm (6 x 1.8 layers)		EI 90 U/C
---	-------------------------------	--	-----------

Ytelseserklæring
SikaSeal-626 Fire Board+

80113803
2021.10 , ver. 1
1549

**FOR NÆRMERE
INFORMASJON:**

Sika Norge AS
Sanitetsveien 1,
NO-2013 SKJETTEN, Norge

tlf. +47 67 06 79 00
www.sika.no

Services	Wraps (both sides)	Permitted configuration for seal separation	Classification
Rehau Raupiano Plus PP-DD according to DIN 4102			
40-50 mm diameter/1.8-2.7 mm wall thickness*	50 x 3.6 mm (2 x 1.8 layers)	1 & 2	EI 120 U/U
75-110 mm diameter/2.7 mm wall thickness*	50 x 3.6 mm (2 x 1.8 layers)		EI 120 U/C
125 mm diameter/3.9 mm wall thickness	50 x 7.2 mm (4 x 1.8 layers)		EI 120 U/C
160 mm diameter/3.9 mm wall thickness	50 x 10.8 mm (6 x 1.8 layers)		EI 120 U/C
Polo-Kal NG Poloplast PP-MV according to DIN 4102			
32-50 mm diameter/2.0-3.4 mm wall thickness*	50 x 3.6 mm (2 x 1.8 layers)	1 & 2	EI 120 U/U
75-110 mm diameter/3.4 mm wall thickness*	50 x 3.6 mm (2 x 1.8 layers)		EI 120 U/C
125 mm diameter/3.9 mm wall thickness	50 x 7.2 mm (4 x 1.8 layers)		EI 120 U/C
160 mm diameter/4.9 mm wall thickness	50 x 10.8 mm (6 x 1.8 layers)		EI 120 U/C
Aquatherm Green SDR9 MF PP-RP according to ISO 21003			
32 mm diameter/3.0 mm wall thickness	50 x 1.8 mm (1 x 1.8 layer)	1 & 2	E 120 C/C, EI 90 C/C
40-50 mm diameter/5.6-12.3 mm wall thickness*	50 x 3.6 mm (2 x 1.8 layers)		E 120 C/C, EI 90 C/C
63-110 mm diameter/12.3 mm wall thickness*	50 x 3.6 mm (2 x 1.8 layers)		E 120 C/C, EI 90 C/C
Wavin SiTech + PP-M B according to EN 13501-1			
32-50 mm diameter/1.8-3.4 mm wall thickness*	50 x 3.6 mm (2 x 1.8 layers)	1 & 2	E 120 U/U, EI 90 U/U
75-110 mm diameter/3.4 mm wall thickness*	50 x 3.6 mm (2 x 1.8 layers)		E 120 U/C, EI 60 U/C
Gilbert Silent PP according to DIN 4102			
32-50 mm diameter/1.8-3.4 mm wall thickness*	50 x 3.6 mm (2 x 1.8 layers)	1 & 2	EI 120 U/U
75-110 mm diameter/3.4 mm wall thickness*	50 x 3.6 mm (2 x 1.8 layers)		EI 120 U/C

*See below graph for interpolation pipe sizes

Ytelseserklæring
SikaSeal-626 Fire Board+

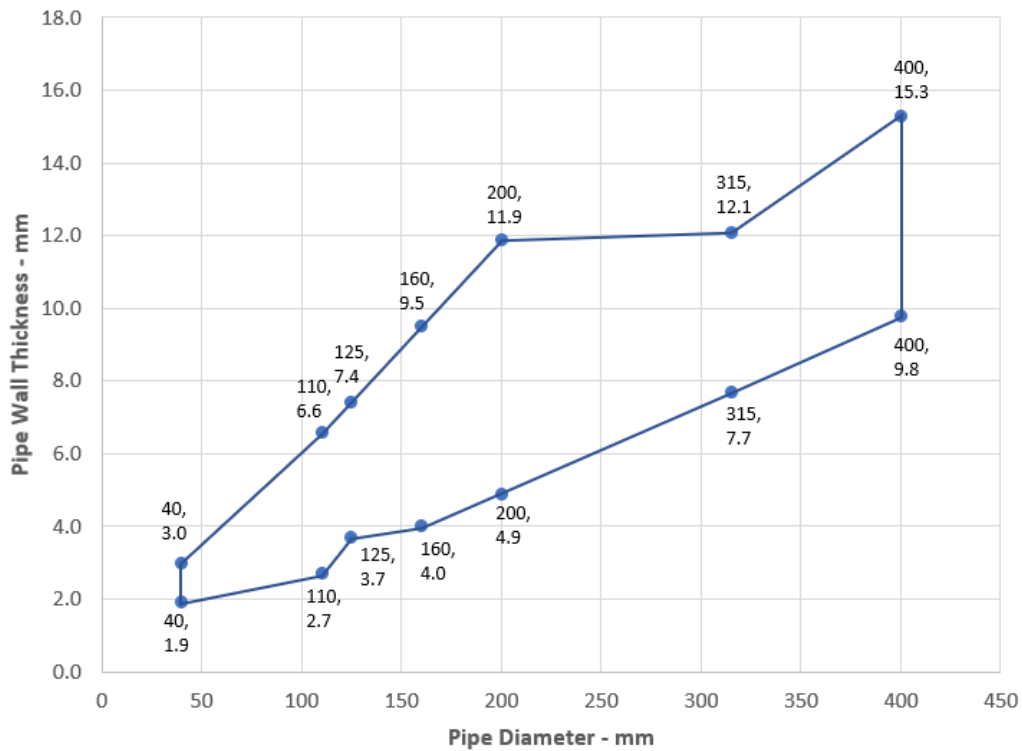
80113803
2021.10 , ver. 1
1549

FOR NÆRMERE INFORMASJON:

Sika Norge AS
Sanitetsveien 1,
NO-2013 SKJETTEN, Norge

tlf. +47 67 06 79 00
www.sika.no

PVC-U Pipes - E 90 C/C, EI 60 C/C



Ytelseserklæring
SikaSeal-626 Fire Board+

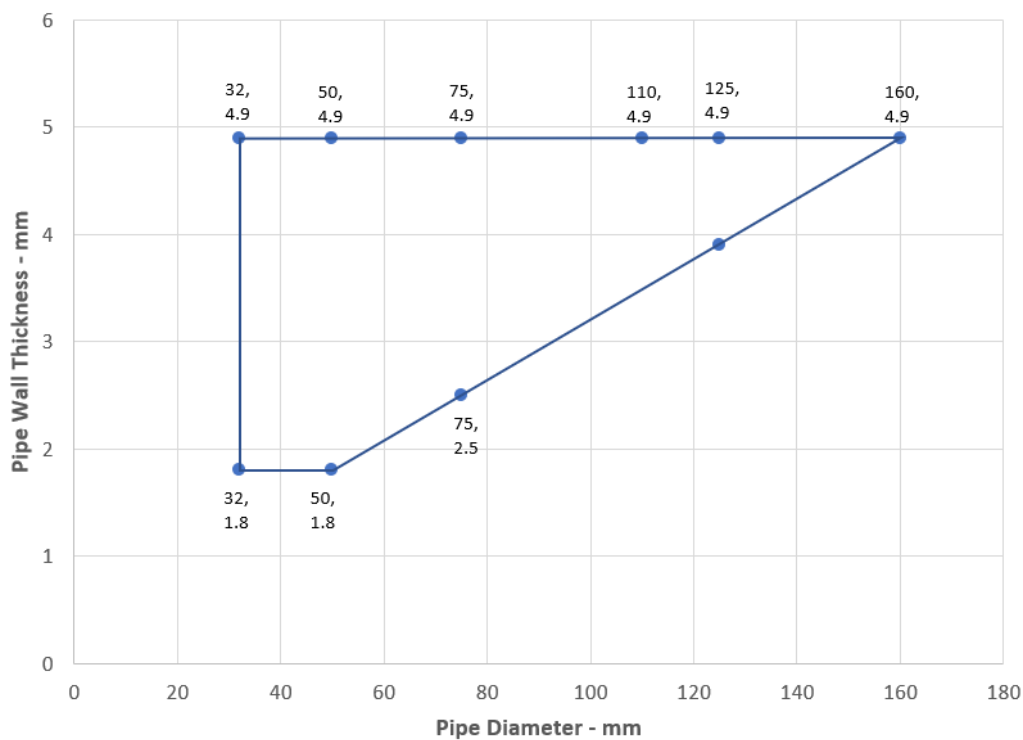
80113803
2021.10 , ver. 1
1549

FOR NÆRMERE INFORMASJON:

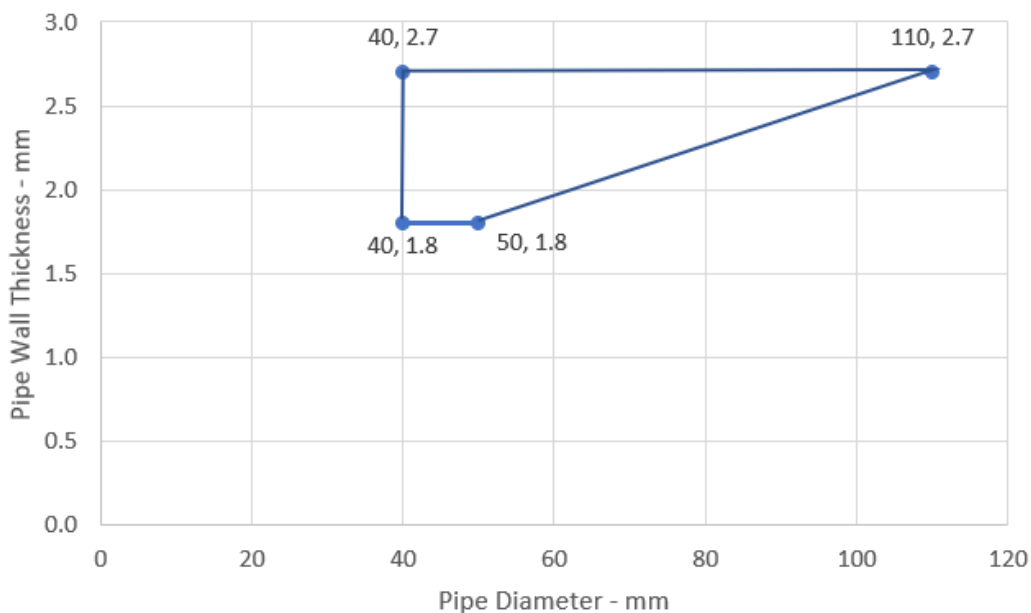
Sika Norge AS
Sanitetsveien 1,
NO-2013 SKJETTEN, Norge

tlf. +47 67 06 79 00
www.sika.no

BluePower Pipes - EI 90 U/C



Rehau Raupiano Plus -EI 120 U/C



Ytelseserklæring
SikaSeal-626 Fire Board+

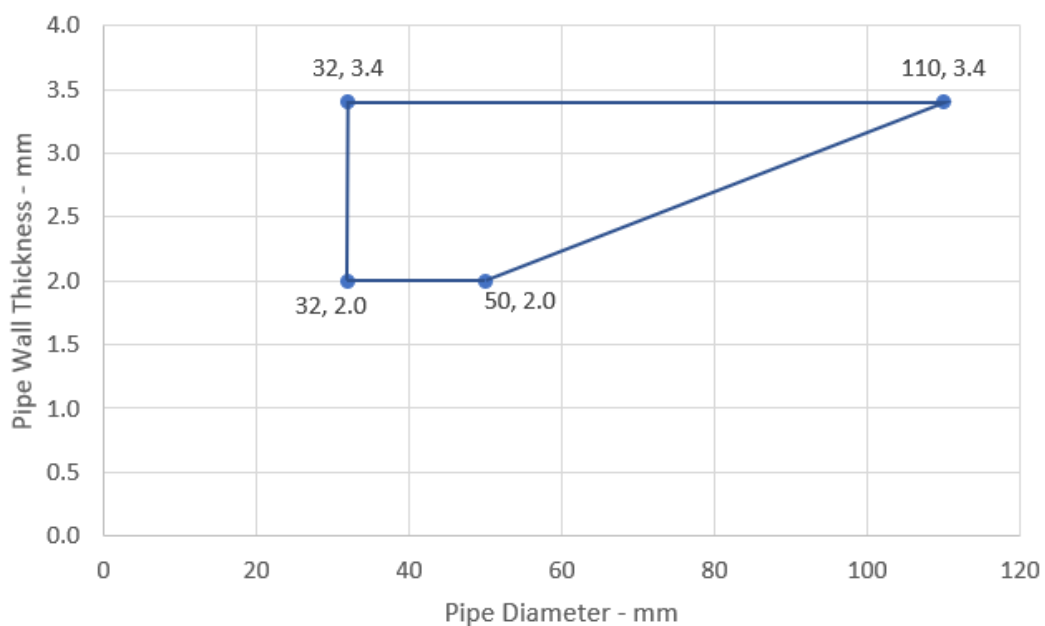
80113803
2021.10 , ver. 1
1549

FOR NÆRMERE INFORMASJON:

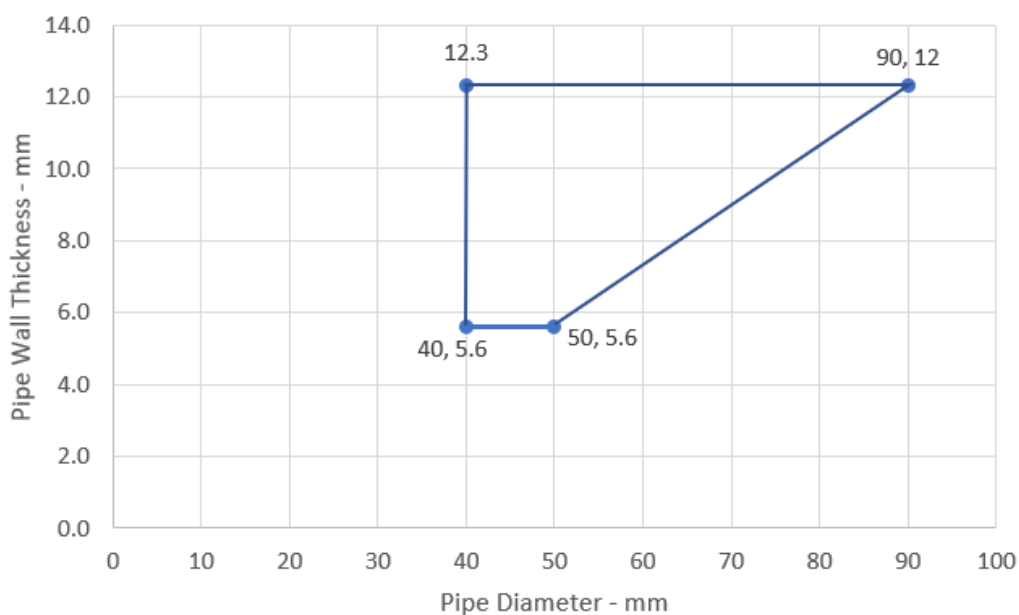
Sika Norge AS
Sanitetsveien 1,
NO-2013 SKJETTEN, Norge

tlf. +47 67 06 79 00
www.sika.no

Polo-Kal NG - EI 120 U/C



Aquatherm Green - E 120 C/C, EI 90 C/C



Ytelseserklæring
SikaSeal-626 Fire Board+

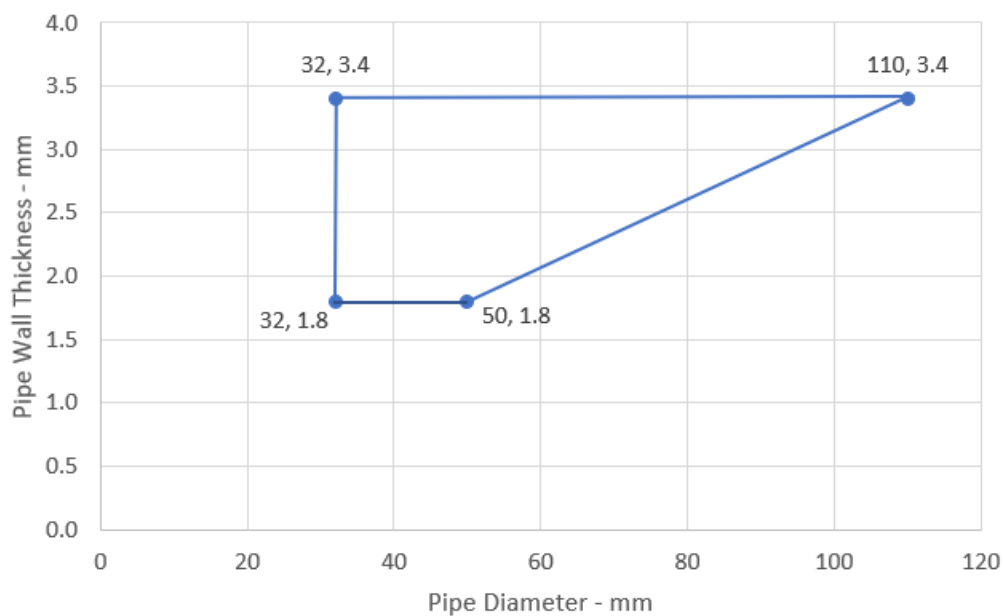
80113803
2021.10 , ver. 1
1549

FOR NÆRMERE INFORMASJON:

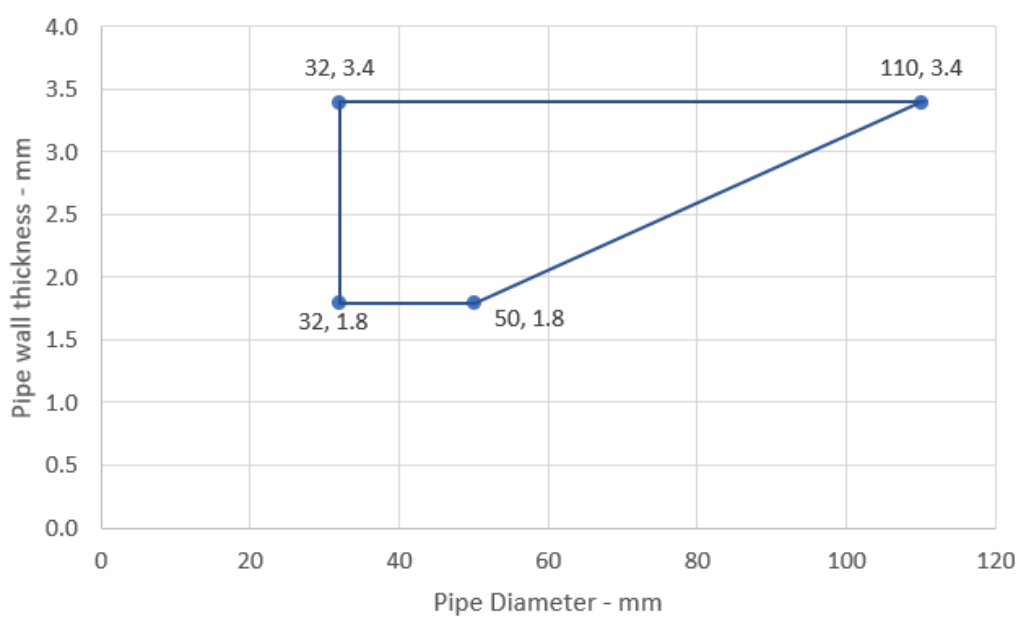
Sika Norge AS
Sanitetsveien 1,
NO-2013 SKJETTEN, Norge

tlf. +47 67 06 79 00
www.sika.no

Wavin SiTech Pipes - E120 C/C, EI 60 C/C



Gilbert Silent PP - EI 120 U/C



Ytelseserklæring
SikaSeal-626 Fire Board+

80113803
2021.10 , ver. 1
1549

FOR NÆRMERE INFORMASJON:

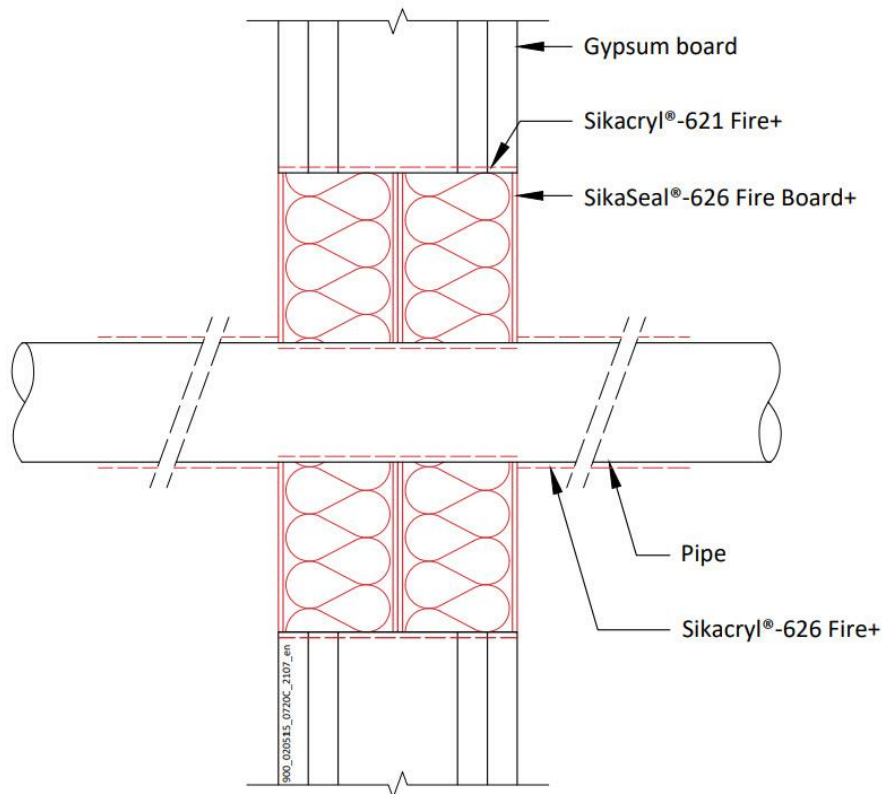
Sika Norge AS
Sanitetsveien 1,
NO-2013 SKJETTEN, Norge

tlf. +47 67 06 79 00
www.sika.no

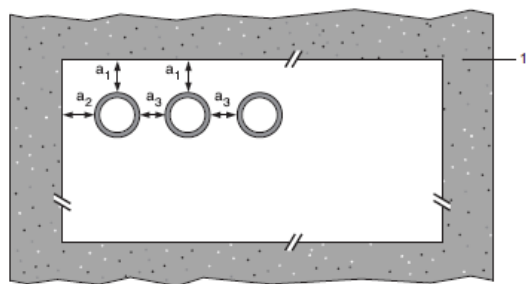
A.5.8 Sikacryl®-626 Fire+ penetration seal for steel pipes, in 2x SikaSeal-626 Fire Board+ 1-S, in flexible or rigid walls

Penetration Seal: Metallic pipes with Sikacryl®-626 Fire+ fitted at any position within the aperture, with 50 mm SikaSeal-626 Fire Board+ 1-S to both sides of the wall. Minimum separation between penetration seals and seal edges of 30 mm. (Configuration 1 & 2).

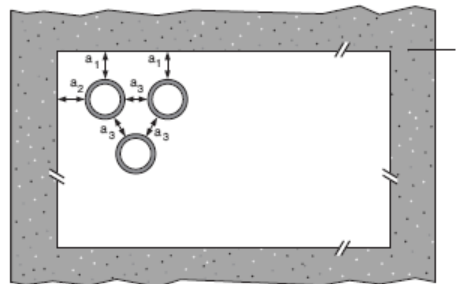
Construction details:



Configuration 1



Configuration 2



Key

- 1 Supporting construction
- a1 Pipe / top edge of seal separation
- a2 Pipe / side edge of seal separation
- a3 Pipe / pipe separation

Ytelseserklæring
SikaSeal-626 Fire Board+

80113803
2021.10 , ver. 1
1549

**FOR NÆRMERE
INFORMASJON:**

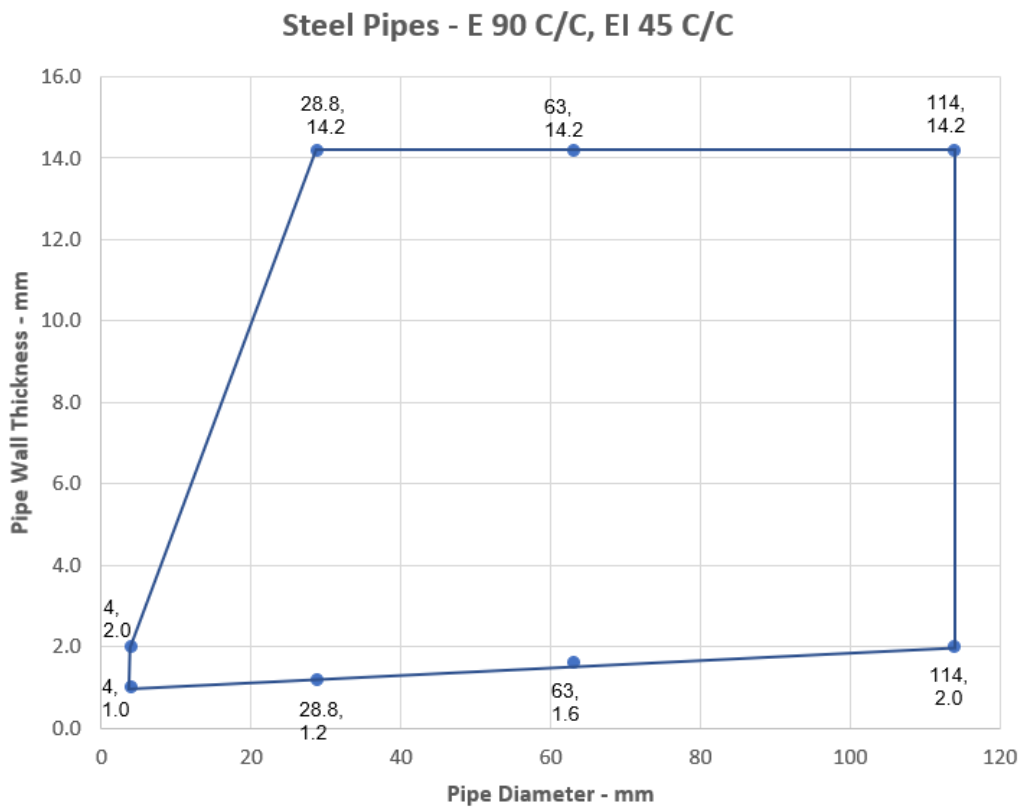
Sika Norge AS
Sanitetsveien 1,
NO-2013 SKJETTEN, Norge

tlf. +47 67 06 79 00
www.sika.no

A.5.8.1

Services	Insulation, minimum	Classification
Mild or stainless steel pipe		
Maximum 63 mm diameter*	Sikacryl®-626 Fire+, 750-micron DFT extending 200 mm from both faces of the SikaSeal-629 Fire Wrap+ fire seal	EI 120 C/C
	Sikacryl®-626 Fire+, 1500-micron DFT extending 200 mm from both faces of the SikaSeal-629 Fire Wrap+ fire seal	E 90 C/U, EI 60 C/U
Maximum 114 mm diameter	Sikacryl®-626 Fire+, 1000-micron DFT extending 200 mm from both faces of the SikaSeal-629 Fire Wrap+ fire seal	E 120 C/U, EI 45 C/U

* Typical pipe diameters shown, see below graph for intermediate sizes



Ytelseserklæring
SikaSeal-626 Fire Board+

80113803
2021.10 , ver. 1
1549

FOR NÆRMERE INFORMASJON:

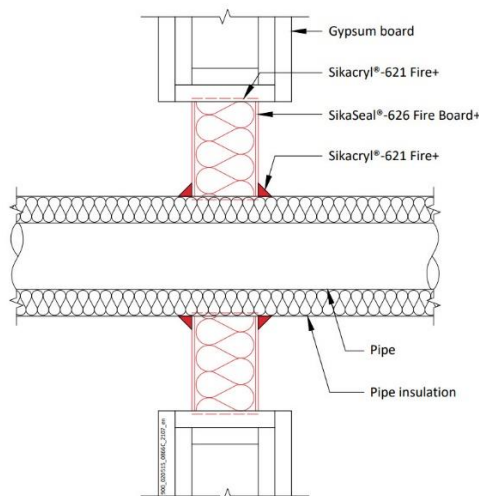
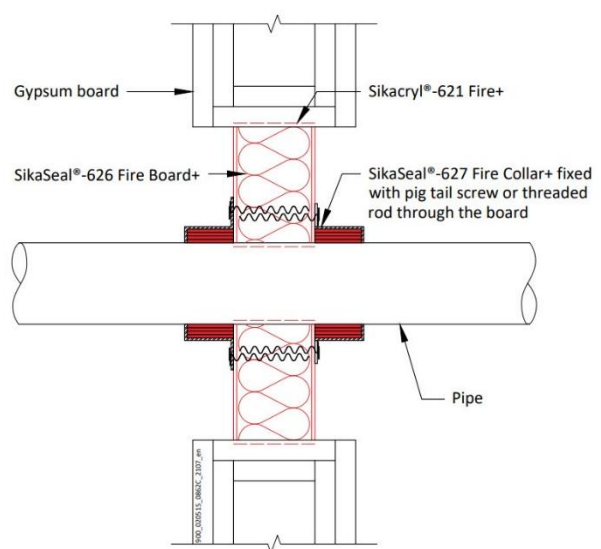
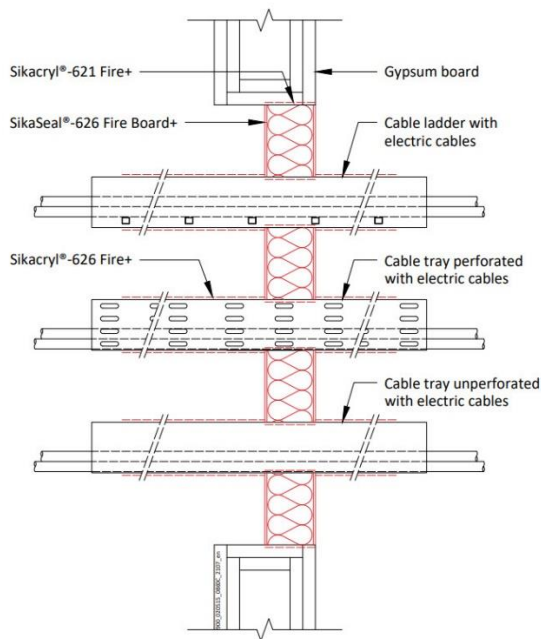
Sika Norge AS
Sanitetsveien 1,
NO-2013 SKJETTEN, Norge

tlf. +47 67 06 79 00
www.sika.no

A.5.9 Penetration seal with 1x SikaSeal-626 Fire Board+ 50 2-S in framed aperture

Penetration Seal: Services fitted at any position within the aperture, with 50 mm SikaSeal-626 Fire Board+ 2-S positioned to either face of the wall (or anywhere in between). Minimum 30 mm separation between pipes. SikaSeal-627 Fire Collar+ fixed with 50mm pigtail screws. Cables and cable trays coated 150mm each side of SikaSeal-626 Fire Board+ with nominally 300µm WFT Sikacryl®-626 Fire+. In rigid wall constructions the wall thickness can be minimum 75 mm.

Construction details:



Ytelseserklæring
SikaSeal-626 Fire Board+

80113803
2021.10 , ver. 1
1549

**FOR NÆRMERE
INFORMASJON:**

Sika Norge AS
Sanitetsveien 1,
NO-2013 SKJETTEN, Norge

tlf. +47 67 06 79 00
www.sika.no

A.5.9.1 Single side penetration seal with cables

Services	Maximum aperture	Classification
Electrical cables up to 80 mm \varnothing (single, bundled and on trays)	1200 mm wide x 600 mm high	EI 60
Cables up to 21mm \varnothing in tied bundles up to 100mm \varnothing		
Perforated Steel cable trays & ladders		EI 60
Unperforated steel cable trays		E 60, EI 45
Unsheathed wires up to 24 mm \varnothing		E 60, EI 45

Ytelseserklæring
SikaSeal-626 Fire Board+

80113803
2021.10 , ver. 1
1549

FOR NÆRMERE INFORMASJON:

Sika Norge AS
Sanitetsveien 1,
NO-2013 SKJETTEN, Norge

tlf. +47 67 06 79 00
www.sika.no

A.5.9.2 Single side penetration seal with metallic pipes

Services	Maximum Aperture	Insulation CS	Classification
Mild or stainless steel pipe			
40 mm diameter/1.0-14.2 mm wall*	1200 mm wide x 600 mm high	20 mm Stone wool insulation min. 80 kg/m ³	E 90 C/U, EI 60 C/U
40 mm diameter/1.0-14.2 mm wall*		30 mm Stone wool insulation min. 80 kg/m ³	
50 mm diameter/1.7-14.2 mm wall*			
60 mm diameter/1.8-14.2 mm wall*			
75 mm diameter/2.1-14.2 mm wall*			
90 mm diameter/2.3-14.2 mm wall*			
100 mm diameter/2.5-14.2 mm wall*			
115 mm diameter/2.8-14.2 mm wall*			
140 mm diameter/3.2-14.2 mm wall*			
165 mm diameter/ 3.6-14.2 mm wall*			
180 mm diameter/ 3.9-14.2 mm wall*			
200 mm diameter/ 4.2-14.2 mm wall*			
219 mm diameter/ 4.5-14.2 mm wall*			
250 mm diameter/ 5.0-14.2 mm wall*			
300 mm diameter/ 5.9-14.2 mm wall*			
324 mm diameter/ 6.35-14.2 mm wall*			

* Typical pipe diameters shown, see below graph for intermediate sizes

CS – Continuous Sustained

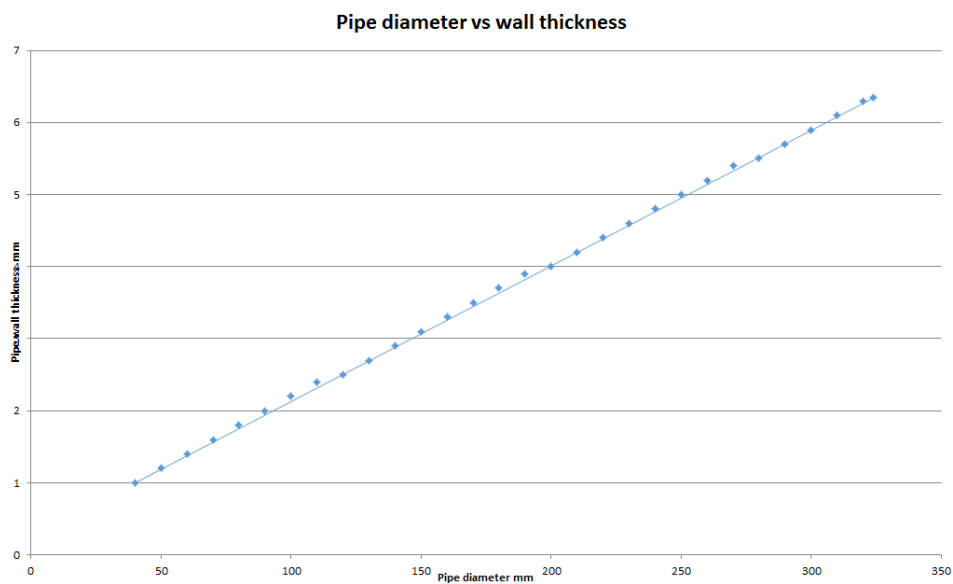
Ytelseserklæring
SikaSeal-626 Fire Board+

80113803
2021.10 , ver. 1
1549

FOR NÆRMERE INFORMASJON:

Sika Norge AS
Sanitetsveien 1,
NO-2013 SKJETTEN, Norge

tlf. +47 67 06 79 00
www.sika.no



Ytelseserklæring
SikaSeal-626 Fire Board+

80113803
2021.10 , ver. 1
1549

**FOR NÆRMERE
INFORMASJON:**

Sika Norge AS
Sanitetsveien 1,
NO-2013 SKJETTEN, Norge

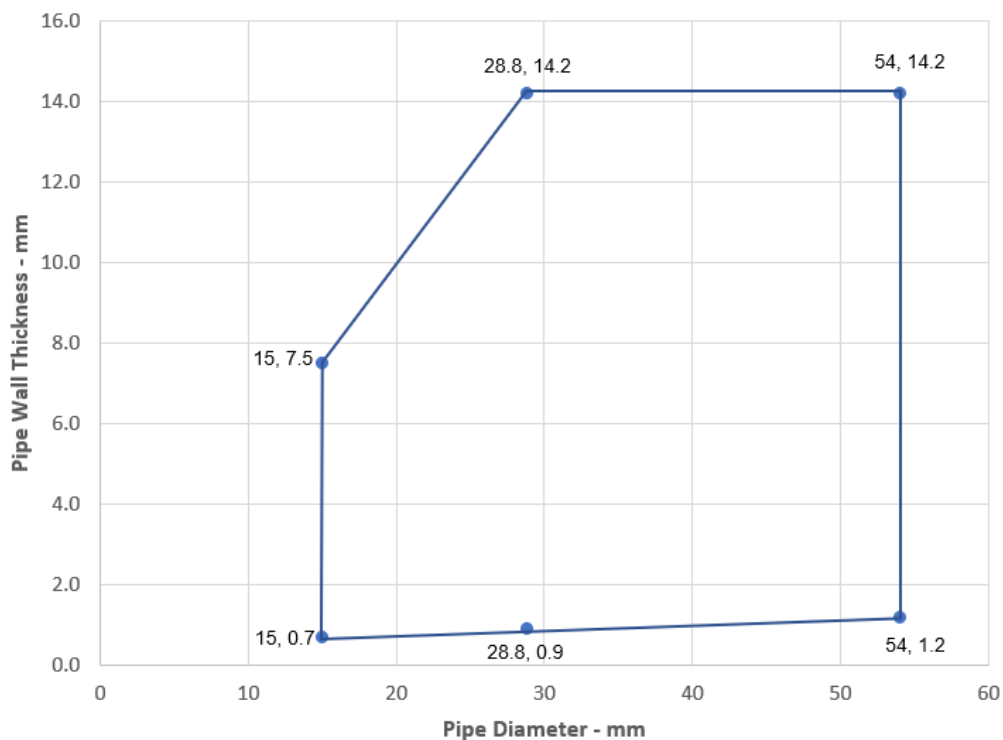
tlf. +47 67 06 79 00
www.sika.no



Services	Maximum Aperture	Insulation CS	Classification
Copper pipe maximum 54 mm diameter*	1200 mm wide x 600 mm high	20-40 mm glass or stone wool insulation min. 75 kg/m ³	E 60 C/C, EI 30 C/C
Alupex pipe maximum 16 mm diameter/2.25 mm wall		20 mm glass or stone wool insulation min. 75 kg/m ³	E60 C/C, EI 45 C/C
Alupex pipe maximum 75 mm diameter/4.6 mm wall		25 mm glass or stone wool insulation min. 75 kg/m ³	EI 60 C/C

*See below graph for interpolation pipe sizes

Copper Pipes - E 60 C/C, EI 30 C/C



Ytelseserklæring
SikaSeal-626 Fire Board+

80113803
2021.10 , ver. 1
1549

FOR NÆRMERE INFORMASJON:

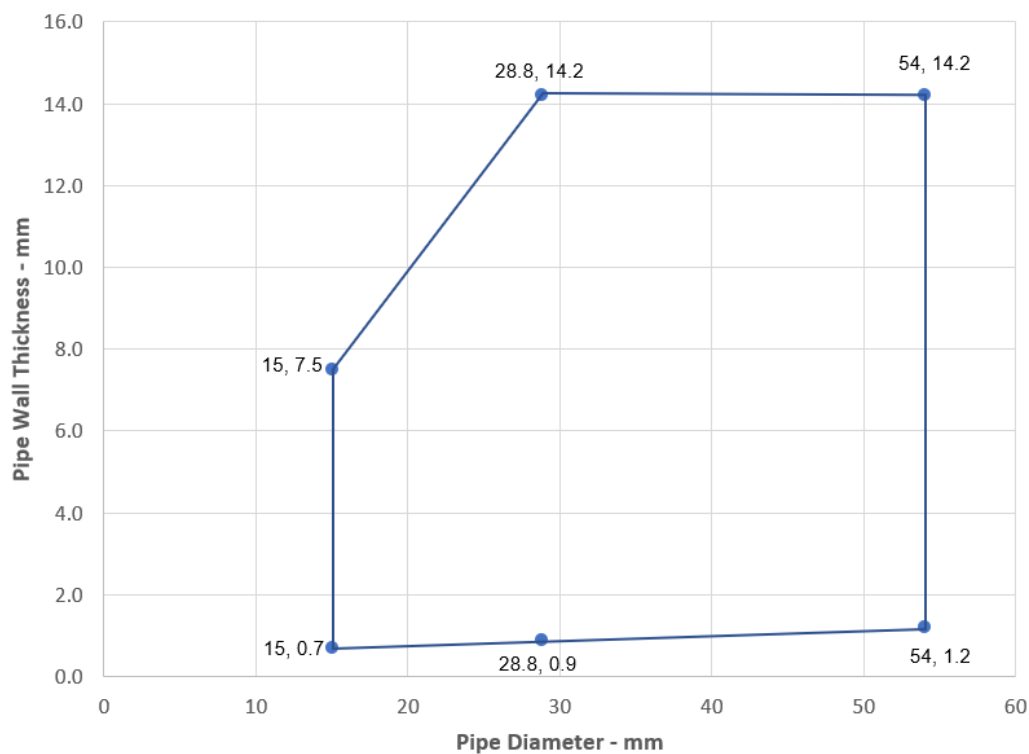
Sika Norge AS
Sanitetsveien 1,
NO-2013 SKJETTEN, Norge

tlf. +47 67 06 79 00
www.sika.no

Services	Maximum Aperture	Insulation LI or CI	Classification
Copper pipe maximum 54 mm diameter*	1200 mm wide x 600 mm high	Min. 500 mm length, min. 20 mm thick glass or stone wool insulation 75 kg/m ³	E 60 C/C, EI 45 C/C

*See below graph for interpolation pipe sizes

Copper Pipes - E 60 C/C, EI 45 C/C



Ytelseserklæring
SikaSeal-626 Fire Board+

80113803
2021.10 , ver. 1
1549

FOR NÆRMERE INFORMASJON:

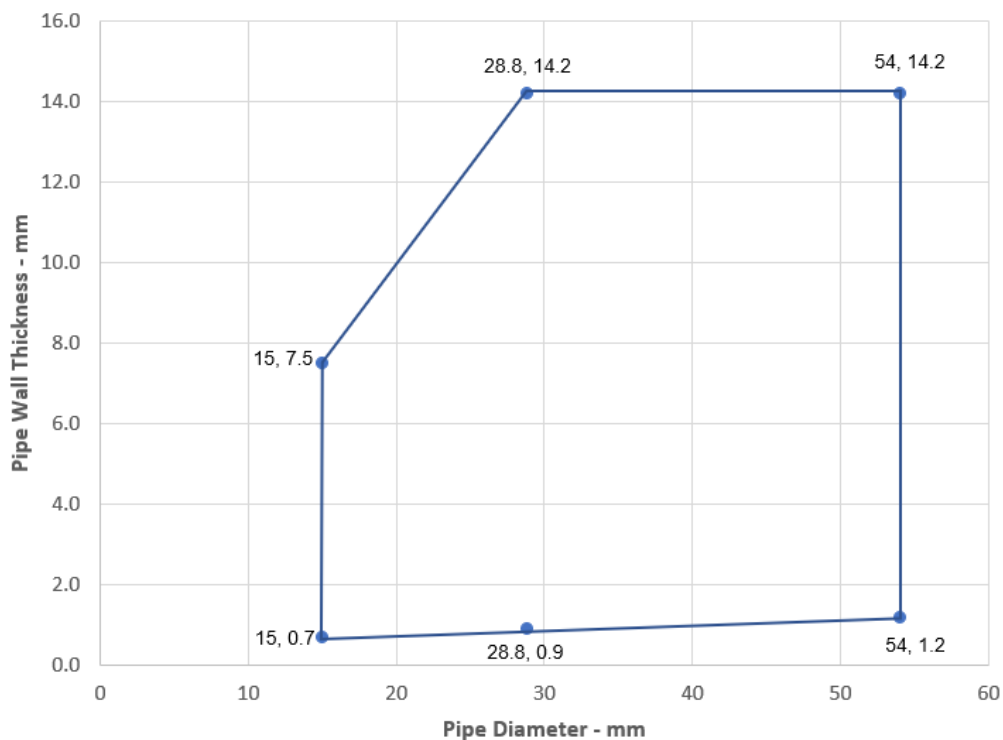
Sika Norge AS
Sanitetsveien 1,
NO-2013 SKJETTEN, Norge

tlf. +47 67 06 79 00
www.sika.no

Services	Collar	Insulation CS	Classification
Copper pipe			
Maximum 54 mm diameter*	Maximum 110 mm diameter/50 mm high	9-25 mm elastomeric insulation min. class B-s3, d0 or PE Foam insulation	E 60 C/C, EI 30 C/C
Alupex pipe			
Maximum 16 mm diameter, wall thickness 2.25 mm	Maximum 40 mm diameter/50 mm high	9 mm elastomeric insulation min. class B-s3, d0 or PE Foam insulation	EI 60 C/C
Maximum 75 mm diameter, wall thickness 2.25-4.6 mm	Maximum 110 mm diameter/50 mm high		E 60 C/C, EI 45 C/C
Maximum 75 mm diameter, wall thickness 2.25-4.6 mm	125 mm diameter/ 60mm high	25 mm elastomeric insulation min. class B-s3, d0 or PE Foam insulation	EI 60 C/C

*See below graph for interpolation pipe sizes

Copper Pipes - E 60 C/C, EI 30 C/C



Ytelseserklæring
SikaSeal-626 Fire Board+

80113803
2021.10 , ver. 1
1549

FOR NÆRMERE INFORMASJON:

Sika Norge AS
Sanitetsveien 1,
NO-2013 SKJETTEN, Norge

tlf. +47 67 06 79 00
www.sika.no

A.5.9.3 Single side penetration seal with plastic pipes

Services	Collar Inlay	Classification
PVC-U pipe according to EN 1329-1, EN 1452-1 and EN 1453-1 and PVC-C according to EN 1566-1		
Diameter 32 mm, wall thickness 1.9 mm	30 x 3.0 mm	E 90 U/C, EI 45 U/C
Diameter 40 mm, wall thickness 1.9 mm	30 x 3.0 mm	
Diameter 50 mm, wall thickness 3.7-6.6 mm	30 x 3.0 mm	E 90 U/C, EI 30 U/C
Diameter 55 mm, wall thickness 3.7-6.6 mm	30 x 3.2 mm	
Diameter 63 mm, wall thickness 3.7-6.6 mm	30 x 3.6 mm	
Diameter 75 mm, wall thickness 3.7-6.6 mm	30 x 4.2 mm	
Diameter 82 mm, wall thickness 3.7-6.6 mm	30 x 4.6 mm	
Diameter 90 mm, wall thickness 3.7-6.6 mm	30 x 5.0 mm	
Diameter 110 mm, wall thickness 2.7-6.6 mm	30 x 6.0 mm	
32 mm diameter*	50 x 3.0 mm	E 120 U/C, EI 60 U/C
40 mm diameter *	50 x 3.0 mm	
50 mm diameter *	50 x 3.0 mm	E 90 U/C, EI 60 U/C
55 mm diameter *	50 x 3.2 mm	
63 mm diameter *	50 x 3.6 mm	
75 mm diameter *	50 x 4.2 mm	
82 mm diameter *	50 x 4.6 mm	
90 mm diameter *	50 x 5.0 mm	
110 mm diameter *	50 x 6.0 mm	
125 mm diameter*	60 x 9.0 mm	EI 60 C/C
140 mm diameter*	60 x 11.5 mm	
160 mm diameter*	60 x 15.0 mm	

*See below graph for interpolation pipe sizes

Ytelseserklæring
SikaSeal-626 Fire Board+

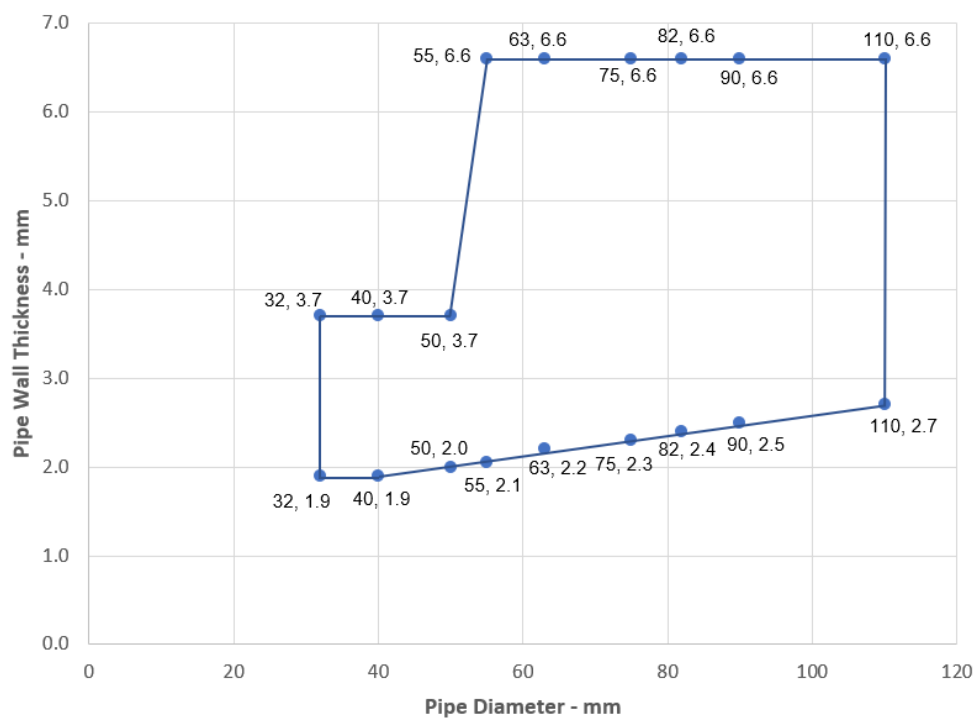
80113803
2021.10 , ver. 1
1549

FOR NÆRMERE INFORMASJON:

Sika Norge AS
Sanitetsveien 1,
NO-2013 SKJETTEN, Norge

tlf. +47 67 06 79 00
www.sika.no

PVC Pipes 32-110 / 50 mm Collar - C/C



Ytelseserklæring
SikaSeal-626 Fire Board+

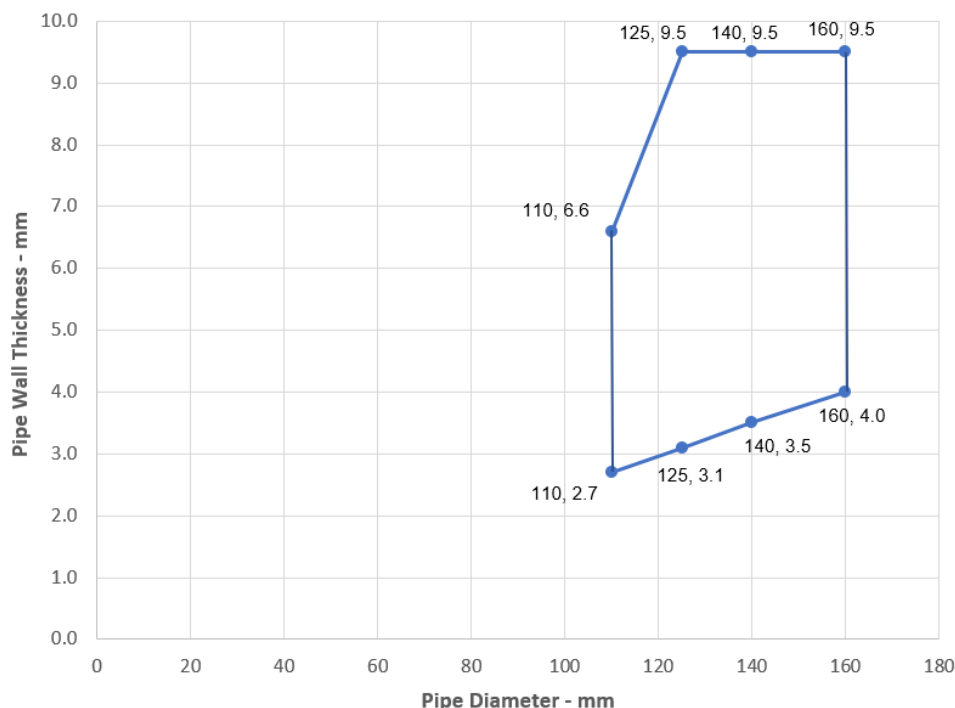
80113803
2021.10 , ver. 1
1549

FOR NÆRMERE INFORMASJON:

Sika Norge AS
Sanitetsveien 1,
NO-2013 SKJETTEN, Norge

tlf. +47 67 06 79 00
www.sika.no

PVC Pipes 110-160 / 60 mm Collar - C/C



Services	Collar Inlay	Classification
PE pipe according to EN 1519-1, EN 12201-2 and EN 12666-1, ABS according to EN 1455-1 and pipes made from SAN+PVC according to EN 1565-1		
Diameter 32 mm, wall thickness 3.4-10.0 mm	30 x 3.0 mm	E 60 U/C, EI 45 U/C
Diameter 40 mm, wall thickness 3.4-10.0 mm	30 x 3.0 mm	
Diameter 50 mm, wall thickness 3.4-10.0 mm	30 x 3.0 mm	
Diameter 55 mm, wall thickness 3.4-10.0 mm	30 x 3.2 mm	
Diameter 63 mm, wall thickness 3.4-10.0 mm	30 x 3.6 mm	
Diameter 75 mm, wall thickness 3.4-10.0 mm	30 x 4.2 mm	
Diameter 82 mm, wall thickness 3.4-10.0 mm	30 x 4.6 mm	
Diameter 90 mm, wall thickness 3.4-10.0 mm	30 x 5.0 mm	
Diameter 110 mm, wall thickness 3.4-10.0 mm	30 x 6.0 mm	
32 mm diameter*	50 x 3.0 mm	E 120 U/C, 60 U/C
40 mm diameter*	50 x 3.0 mm	
50 mm diameter*	50 x 3.0 mm	
55 mm diameter*	50 x 3.2 mm	E 90 C/C, EI 60 C/C
63 mm diameter*	50 x 3.6 mm	
75 mm diameter*	50 x 4.2 mm	
82 mm diameter*	50 x 4.6 mm	
90 mm diameter*	50 x 5.0 mm	
110 mm diameter*	50 x 6.0 mm	
125 mm diameter*	60 x 9.0 mm	EI 60 C/C
140 mm diameter*	60 x 11.5 mm	
160 mm diameter*	60 x 15.0 mm	

Ytelseserklæring

SikaSeal-626 Fire Board+

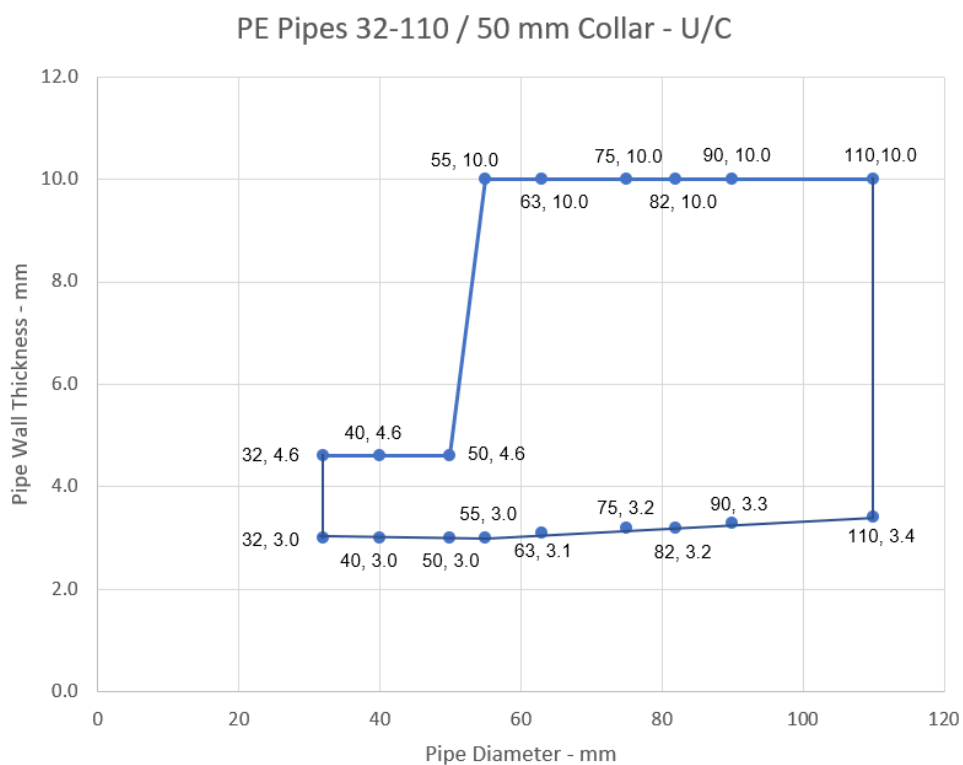
80113803
2021.10 , ver. 1
1549

FOR NÆRMERE INFORMASJON:

Sika Norge AS
Sanitetsveien 1,
NO-2013 SKJETTEN, Norge

tlf. +47 67 06 79 00
www.sika.no

*See below graph for interpolation pipe sizes



Ytelseserklæring
SikaSeal-626 Fire Board+

80113803
2021.10 , ver. 1
1549

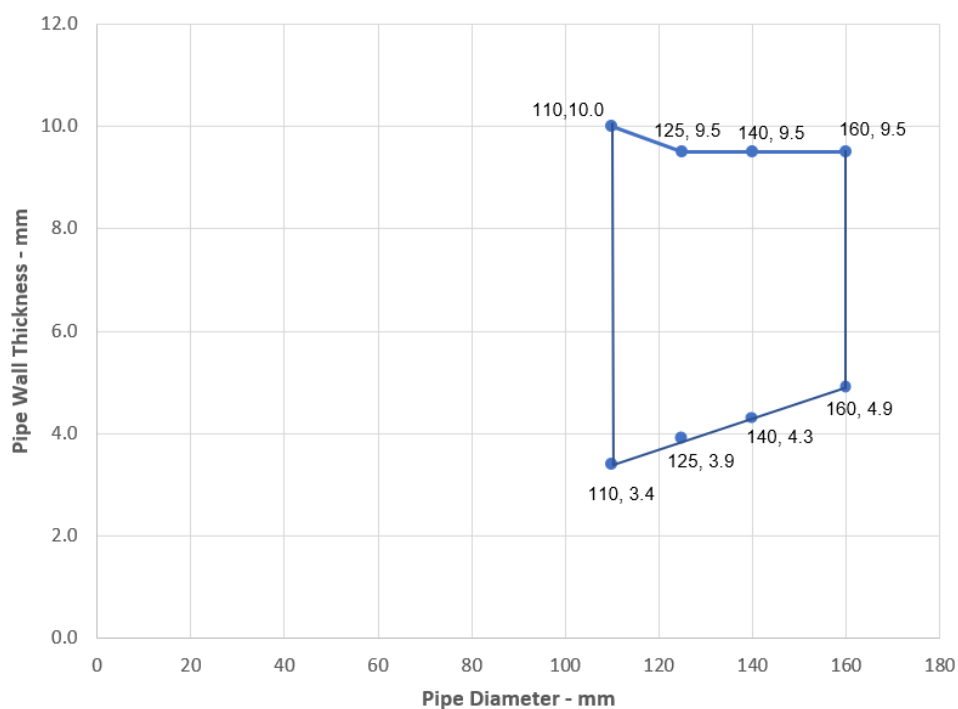
**FOR NÆRMERE
INFORMASJON:**

Sika Norge AS
Sanitetsveien 1,
NO-2013 SKJETTEN, Norge

tlf. +47 67 06 79 00
www.sika.no



PE Pipes 110-160 / 60 mm Collar - C/C



Ytelseserklæring
SikaSeal-626 Fire Board+

80113803
2021.10 , ver. 1
1549

FOR NÆRMERE INFORMASJON:

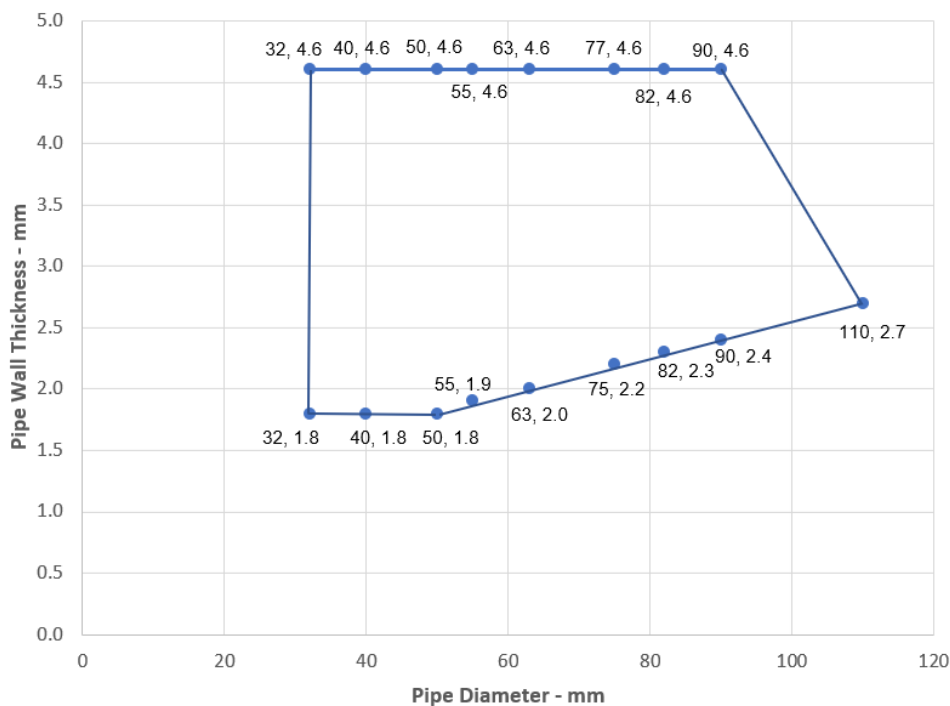
Sika Norge AS
Sanitetsveien 1,
NO-2013 SKJETTEN, Norge

tlf. +47 67 06 79 00
www.sika.no

Services	Collar Inlay	Classification
PP pipe according to EN 1852-1: 2009		
32 mm diameter*	50 x 3.0 mm	EI 60 C/C
40 mm diameter*	50 x 3.0 mm	
50 mm diameter*	50 x 3.0 mm	
55 mm diameter*	50 x 3.2 mm	
63 mm diameter*	50 x 3.6 mm	
75 mm diameter*	50 x 4.2 mm	
82 mm diameter*	50 x 4.6 mm	
90 mm diameter*	50 x 5.0 mm	
110 mm diameter*	50 x 6.0 mm	
125 mm diameter*	60 x 9.0 mm	
140 mm diameter*	60 x 11.5 mm	
160 mm diameter*	60 x 15.0 mm	

*See below graph for interpolation pipe sizes

PP Pipes 32-110 / 50 mm Collar - C/C



Ytelseserklæring
SikaSeal-626 Fire Board+

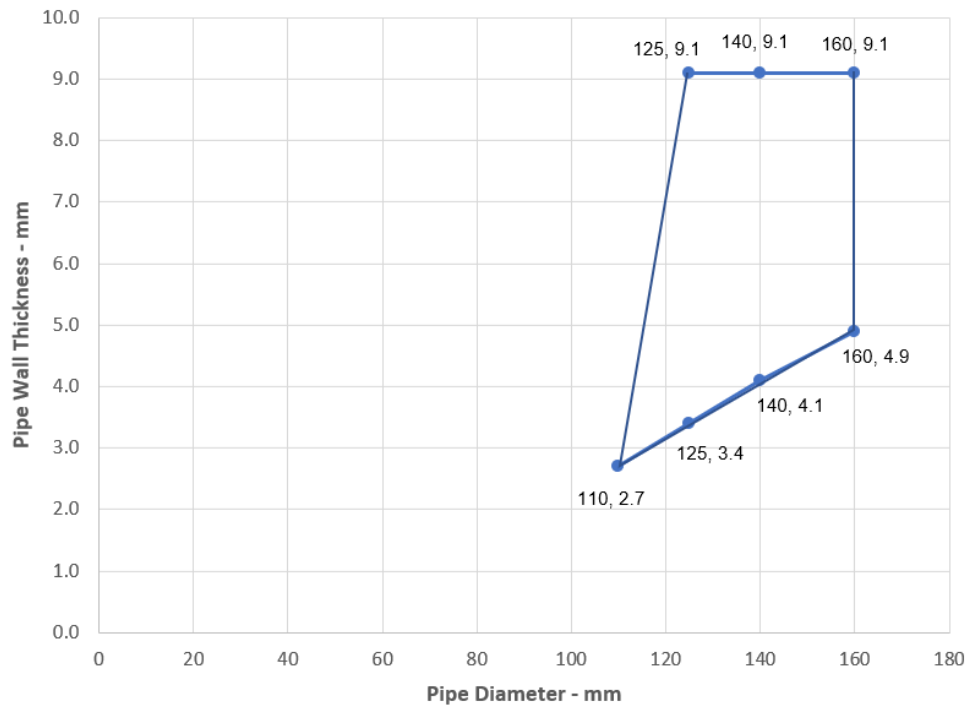
80113803
2021.10 , ver. 1
1549

FOR NÆRMERE INFORMASJON:

Sika Norge AS
Sanitetsveien 1,
NO-2013 SKJETTEN, Norge

tlf. +47 67 06 79 00
www.sika.no

PP Pipes 110-160 / 60 mm Collar - C/C



Ytelseserklæring
SikaSeal-626 Fire Board+

80113803
2021.10 , ver. 1
1549

FOR NÆRMERE INFORMASJON:

Sika Norge AS
Sanitetsveien 1,
NO-2013 SKJETTEN, Norge

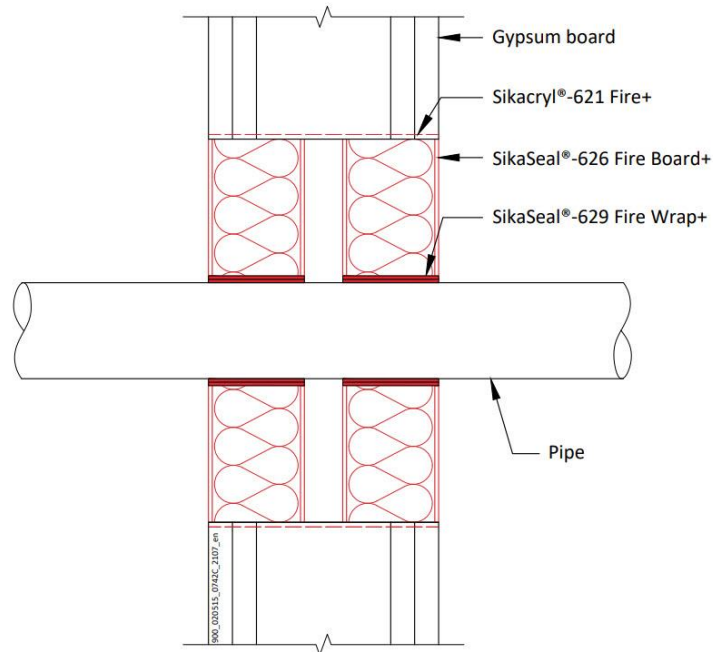
tlf. +47 67 06 79 00
www.sika.no

A.6 Flexible or rigid wall constructions according to 2. 2) with wall thickness of minimum 120 mm

A.6.1 Plastic pipe penetration seal with 2x SikaSeal-626 Fire Board+ 2-S

Penetration Seal: Pipes fitted at any position within the aperture, with 60 mm SikaSeal-626 Fire Board+ 2-S to both sides of the wall. Minimum 30 mm separation between pipes.

Construction details:



Ytelseserklæring
SikaSeal-626 Fire Board+

80113803
2021.10 , ver. 1
1549

FOR NÆRMERE INFORMASJON:

Sika Norge AS
Sanitetsveien 1,
NO-2013 SKJETTEN, Norge

tlf. +47 67 06 79 00
www.sika.no

A.6.1.1 Double side penetration seal with plastic pipes

Services	Wraps (both sides)	Permitted configuration for seal separation	Classification
PVC-U pipe according to EN 1329-1, EN 1452-2 and EN 1453-1 and PVC-C according to EN 1566-1			
Diameter up to 40 mm, wall thickness 1.9-3.0 mm	50 x 3.6 mm (2 x 1.8 layer)	1 & 2	EI 120 C/C
Diameter up to 110 mm, wall thickness 2.7-6.6 mm	50 x 3.6 mm (2 x 1.8 layer)		
Diameter up to 160 mm, wall thickness 4.0-9.5 mm	50 x 10.8 mm (6 x 1.8 layer)		
PE pipe according to EN 1519-1, EN 12201-2 and EN 12006-1, ABS according to EN 1455-1 and pipes made from SAN+PVC according to EN 1565-1			
Diameter up to 40 mm, wall thickness 2.4-4.6 mm	50 x 1.8 mm (1 x 1.8 layer)	1 & 2	EI 120 C/C
Diameter up to 110 mm, wall thickness 3.4-10.0 mm	50 x 3.6 mm (2 x 1.8 layer)		
Diameter up to 160 mm, wall thickness 4.9-14.6 mm	50 x 10.8 mm (6 x 1.8 layer)		
PP pipe according to EN 1852-1: 2009			
Diameter up to 40 mm, wall thickness 1.8-5.5 mm	50 x 1.8 mm (1 x 1.8 layer)	1 & 2	EI 120 C/C
Diameter up to 110 mm, wall thickness 2.7-10.0 mm	50 x 3.6 mm (2 x 1.8 layer)		
Diameter up to 160 mm, wall thickness 4.9-14.6 mm	50 x 10.8 mm (6 x 1.8 layer)		

*See below graph for interpolation pipe sizes

Ytelseserklæring
SikaSeal-626 Fire Board+

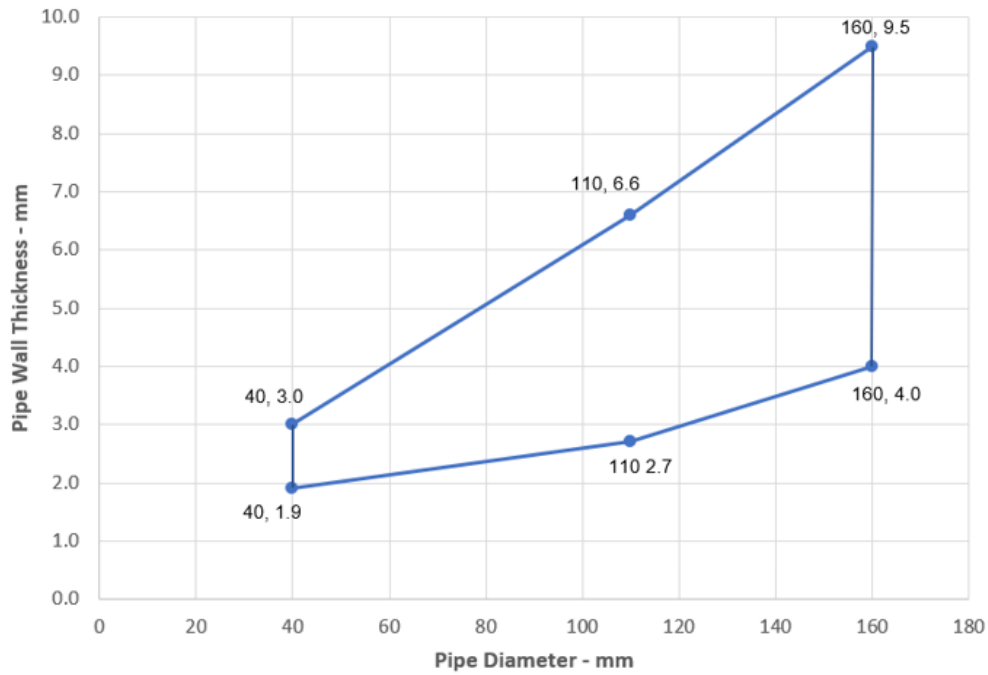
80113803
2021.10 , ver. 1
1549

FOR NÆRMERE INFORMASJON:

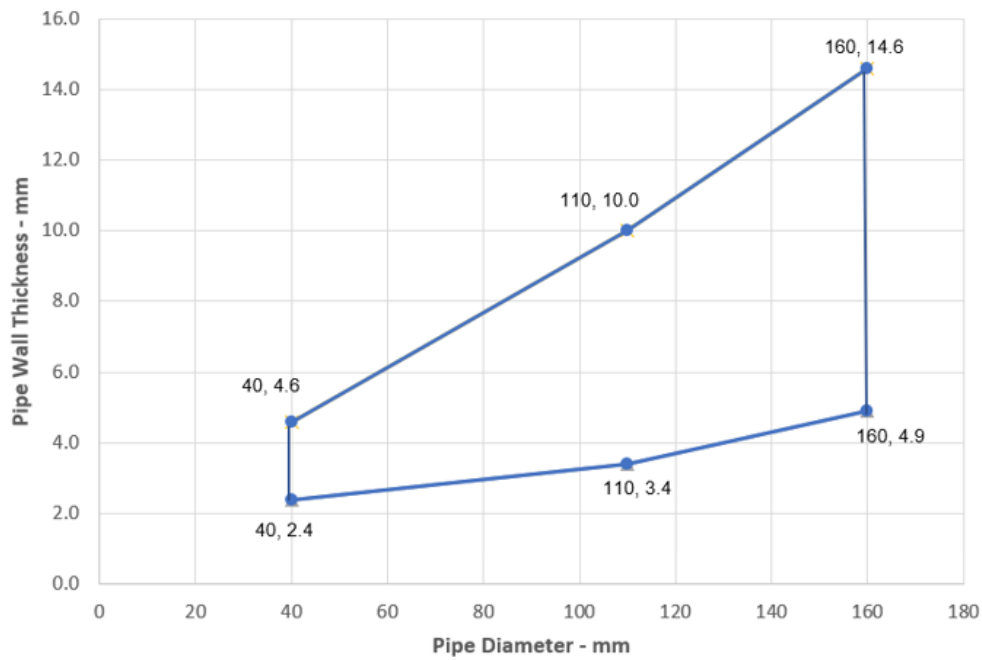
Sika Norge AS
Sanitetsveien 1,
NO-2013 SKJETTEN, Norge

tlf. +47 67 06 79 00
www.sika.no

PVC Pipes 40-160 - C/C



PE Pipes 40-160 - C/C



Ytelseserklæring
SikaSeal-626 Fire Board+

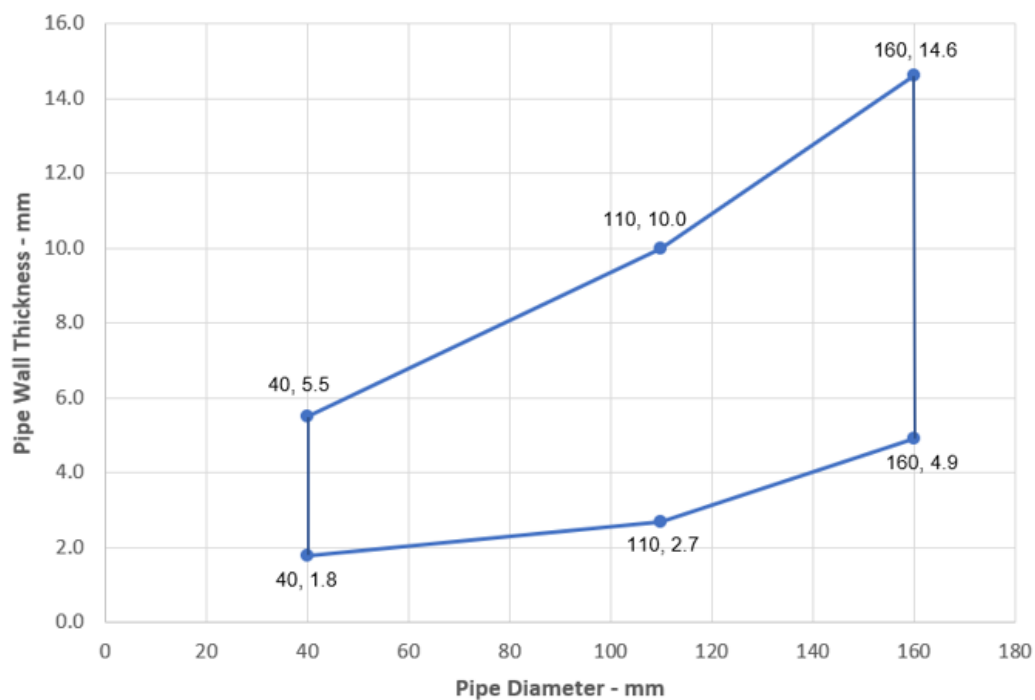
80113803
2021.10 , ver. 1
1549

FOR NÆRMERE INFORMASJON:

Sika Norge AS
Sanitetsveien 1,
NO-2013 SKJETTEN, Norge

tlf. +47 67 06 79 00
www.sika.no

PP Pipes 40-160 - C/C



Ytelseserklæring
SikaSeal-626 Fire Board+

80113803
2021.10 , ver. 1
1549

FOR NÆRMERE INFORMASJON:

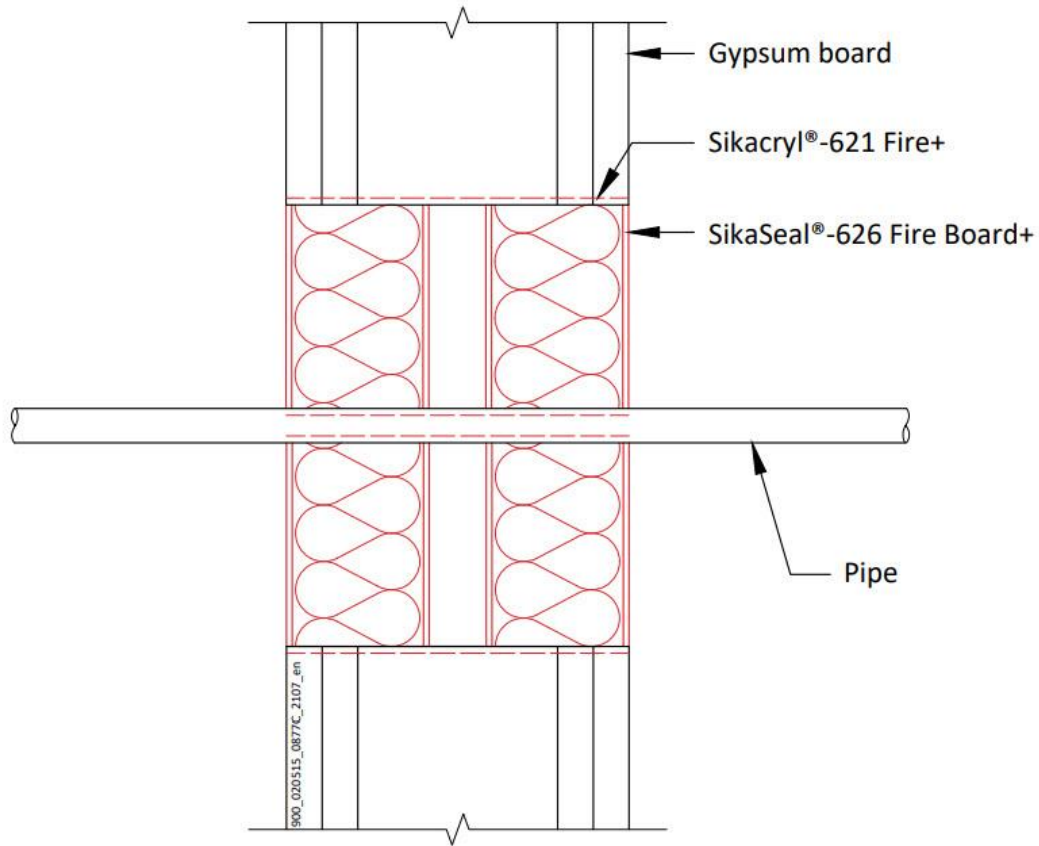
Sika Norge AS
Sanitetsveien 1,
NO-2013 SKJETTEN, Norge

tlf. +47 67 06 79 00
www.sika.no

A.6.2 Metallic pipe penetration seal with 2x SikaSeal-626 Fire Board+ 1-S

Penetration Seal: Metallic pipes fitted at any position within the aperture, with 50 mm SikaSeal-626 Fire Board+ 1-S to both sides of the wall. Minimum separation between penetration seals and seal edges of 30 mm. (Configuration 1 & 2).

Construction details:



Ytelseserklæring
SikaSeal-626 Fire Board+

80113803
2021.10 , ver. 1
1549

FOR NÆRMERE INFORMASJON:

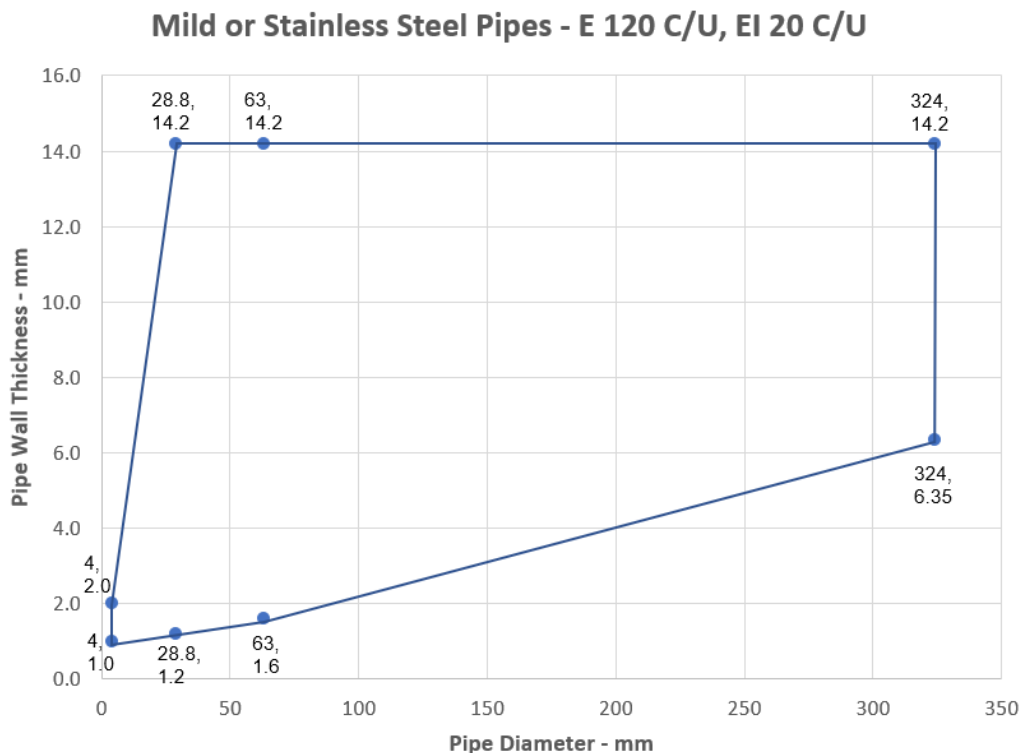
Sika Norge AS
Sanitetsveien 1,
NO-2013 SKJETTEN, Norge

tlf. +47 67 06 79 00
www.sika.no

A.6.2.1 Double side penetration seal with metallic pipes

Services	Insulation	Permitted configuration for seal separation	Classification
Mild or stainless steel pipe	None	1 & 2	E 120 C/U, EI 30 C/U
Maximum 63 mm diameter *			
63-324 mm diameter*			
Copper, mild or stainless steel pipe			
12 mm diameter /0.7-6.0 mm wall thickness	None	1 & 2	E 120 C/C, EI 30 C/C
12-54 mm diameter *			E 120 C/C, EI 15 C/C
Alupex pipe			
Maximum 75 mm diameter*	None	1 & 2	E 120 C/C, EI 20 C/C

*See below graph for interpolation pipe sizes



Ytelseserklæring
SikaSeal-626 Fire Board+

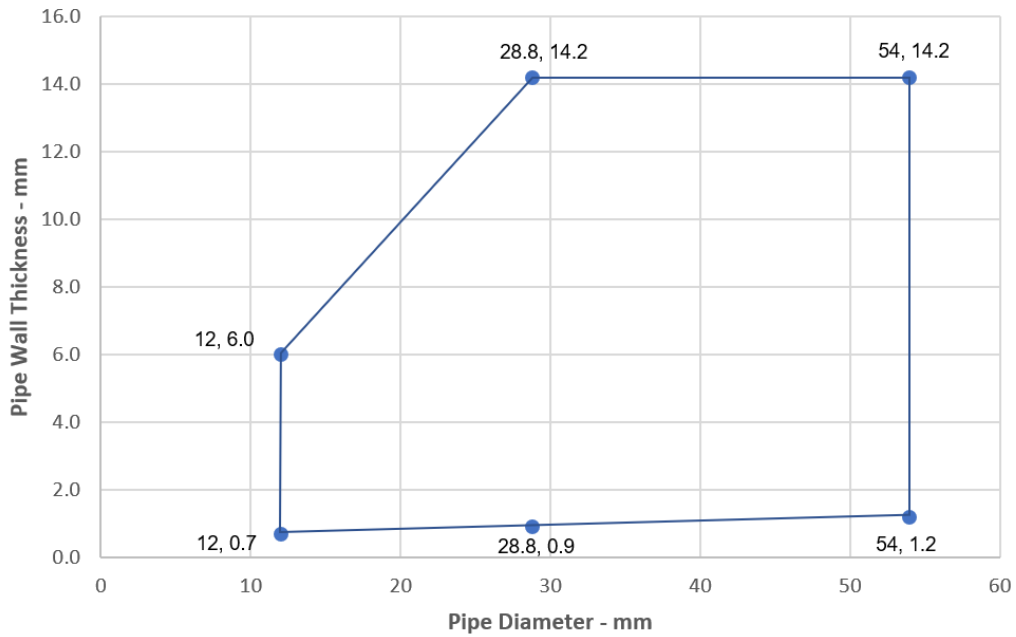
80113803
2021.10 , ver. 1
1549

FOR NÆRMERE INFORMASJON:

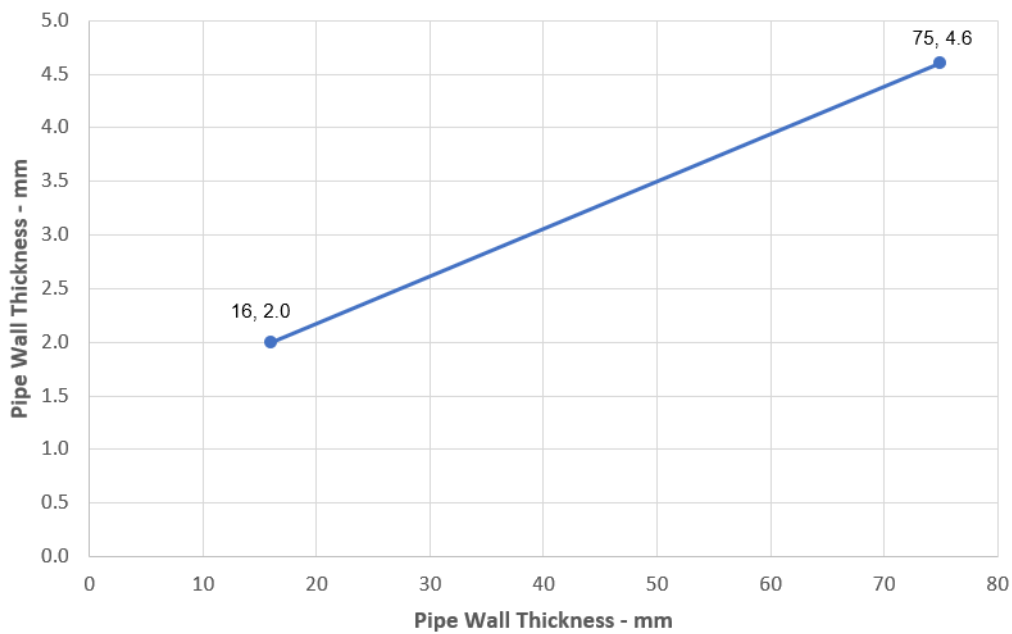
Sika Norge AS
Sanitetsveien 1,
NO-2013 SKJETTEN, Norge

tlf. +47 67 06 79 00
www.sika.no

Copper, mild or Stainless Steel Pipes - E 120 C/C, EI 15 C/C



Alupex Pipes - E 120 C/C, EI 20 C/C



Ytelseserklæring
SikaSeal-626 Fire Board+

80113803
2021.10 , ver. 1
1549

FOR NÆRMERE INFORMASJON:

Sika Norge AS
Sanitetsveien 1,
NO-2013 SKJETTEN, Norge

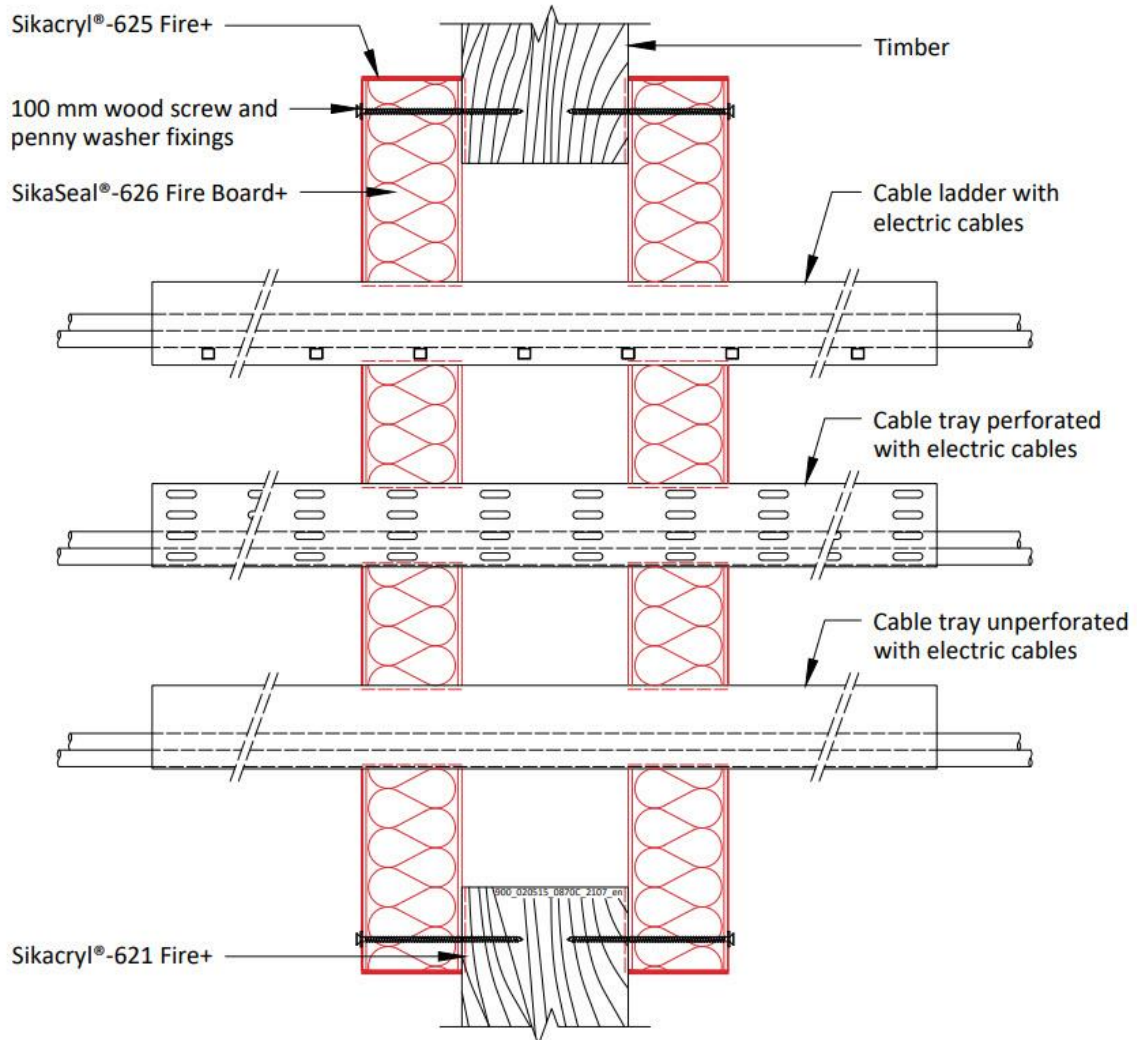
tlf. +47 67 06 79 00
www.sika.no

A.7 Timber wall constructions according to 2. 2) with wall thickness of minimum 100 mm

A.7.1 SikaSeal-626 Fire Board+ 50 mm 1-S penetration seal (pattress) with cables

Penetration Seal: Cables fitted at any position within the aperture, with 50 mm SikaSeal-626 Fire Board+ 1-S to both sides of the wall. Boards to be pattress fixed with 100 mm wood screws and penny washers at 300 mm centres and with a minimum 100 mm overlap around the opening.

Construction details:



A.7.1.1 Two side penetration seal with cables

Services	Maximum aperture	Classification
----------	------------------	----------------

Ytelseserklæring
SikaSeal-626 Fire Board+

80113803
2021.10 , ver. 1
1549

**FOR NÆRMERE
INFORMASJON:**

Sika Norge AS
Sanitetsveien 1,
NO-2013 SKJETTEN, Norge

tlf. +47 67 06 79 00
www.sika.no

Electrical cables up to 21 mm Ø (single, bundled and on trays)	1200 mm x 600 mm	E 120, EI 90
Electrical cables up to 50 mm Ø (single, bundled and on trays)		

Ytelseserklæring
SikaSeal-626 Fire Board+

80113803
2021.10 , ver. 1
1549

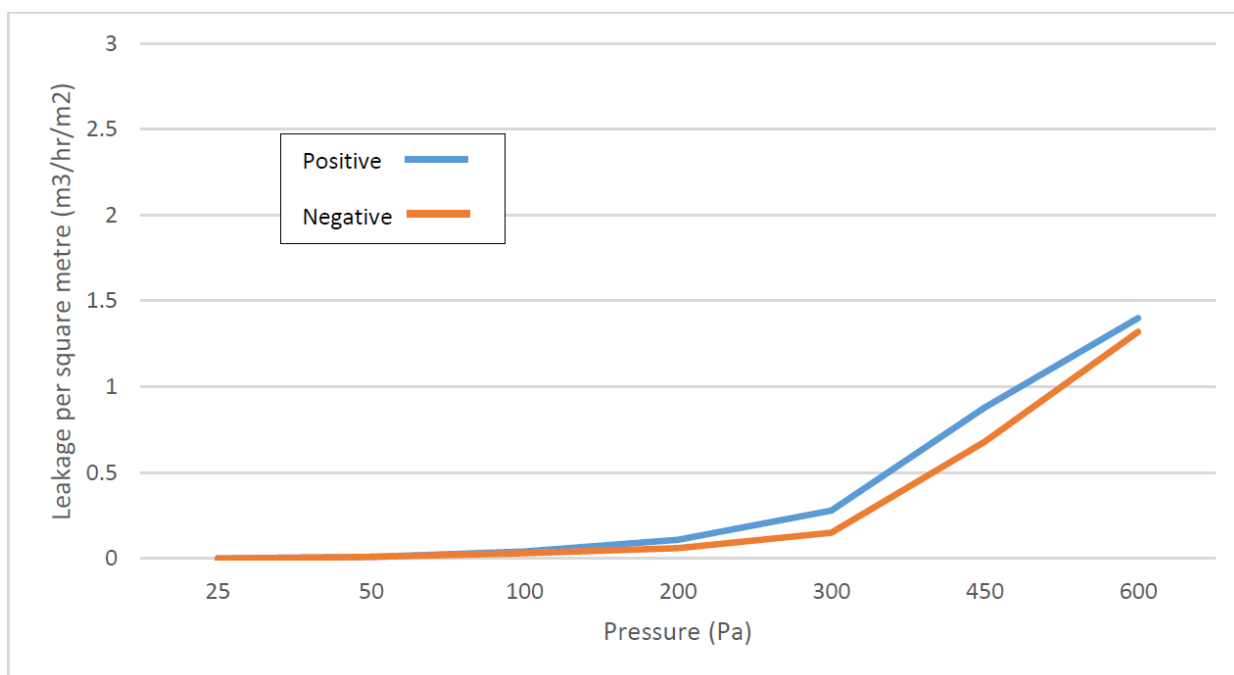
**FOR NÆRMERE
INFORMASJON:**

Sika Norge AS
Sanitetsveien 1,
NO-2013 SKJETTEN, Norge

tlf. +47 67 06 79 00
www.sika.no

ANNEX B – AIR PERMEABILITY – SIKASEAL-626 FIRE BOARD+

Product tested	1200mm high x 600mm wide SikaSeal-626 Fire Board+ 50mm 2-S		
Summary of testing procedure		Result	
	Pressure (Pa)	Leakage (m ³ /h)	Leakage (m ³ /m ² /h)
Results under negative chamber pressure	25	0.00	0.00
	50	0.01	0.01
	100	0.02	0.03
	200	0.04	0.06
	300	0.11	0.15
	450	0.49	0.68
	600	0.95	1.32
Results under positive chamber pressure	25	0.00	0.00
	50	0.01	0.01
	100	0.03	0.04
	200	0.08	0.11
	300	0.2	0.28
	450	0.63	0.88
	600	1.01	1.40



EAD 350454-00-1104:2017
Notified Body 2531
Fire Stopping and Sealing Product: Penetration Seals

Ytelseserklæring
SikaSeal-626 Fire Board+

80113803
2021.10 , ver. 1
1549

FOR NÆRMERE INFORMASJON:

Sika Norge AS
Sanitetsveien 1,
NO-2013 SKJETTEN, Norge

tlf. +47 67 06 79 00
www.sika.no

<http://dop.sika.com>

Ytelseserklæring
SikaSeal-626 Fire Board+

80113803
2021.10 , ver. 1
1549


**FOR NÆRMERE
INFORMASJON:**

Sika Norge AS
Sanitetsveien 1,
NO-2013 SKJETTEN, Norge

tlf. +47 67 06 79 00
www.sika.no



CE-ETIKETT

 21
Sika Services AG, Zurich, Switzerland
80113803
For details see accompanying documents
EAD 350454-00-1104:2017
Notified Body 2531
Fire Stopping and Sealing Product: Penetration Seals

<http://dop.sika.com>

HELSE, MILJØ OG SIKKERHETS INFORMASJON (REACH)

Brukere skal alltid forholde seg til sist oppdaterte versjon av produktdatablad og HMS-datablad for det aktuelle produktet. Kopier av gjeldende versjoner finnes på Sika Norges nettsider: www.sika.no

PRODUKTANSVAR

Denne informasjonen og i særdeleshet anbefalingene i forbindelse med anvendelse av Sika-produkter er gitt i god tro, basert på Sikas inneværende kunnskap og erfaring med produktene når de er riktig lagret, behandlet og anvendt under normale forhold. I praksis vil forskjellene i materialer, underlag og lokale forhold være av en slik karakter at verken denne informasjonen, andre skriftlige anbefalinger eller noen annen form for råd kan innebære noen garanti med hensyn til det bearbejdede produktets omsetnings-potensial eller egnethet for et bestemt formål, ei heller noen annen form for juridisk ansvar. Tredjeparts eiendomsrett må respekteres. Enhver ordre aksepteres i henhold til Sikas gjeldende salgs- og leverings-betingelser. Brukere skal alltid forholde seg til sist oppdaterte versjon av produktdatablad og HMS-datablad for det aktuelle produktet. Kopier av gjeldende versjoner finnes på Sika Norges nettsider.

Ytelseserklæring
SikaSeal-626 Fire Board+

80113803
2021.10 , ver. 1
1549

FOR NÆRMERE INFORMASJON:

Sika Norge AS
Sanitetsveien 1,
NO-2013 SKJETTEN, Norge

tlf. +47 67 06 79 00
www.sika.no

Ytelseserklæring
SikaSeal-626 Fire Board+

80113803
2021.10 , ver. 1
1549

**FOR NÆRMERE
INFORMASJON:**

Sika Norge AS
Sanitetsveien 1,
NO-2013 SKJETTEN, Norge

tlf. +47 67 06 79 00
www.sika.no

