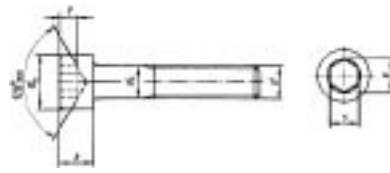


# FDV-dokumentasjon

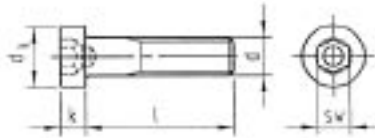
Produkt: 008316 30 005 50

INN.6-KT.SKRUE DIN 912-12.9  
UBL M16X 30

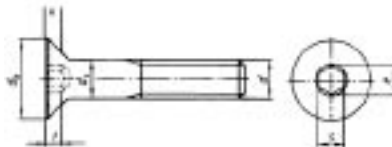
**DIN 912**


d	dk			ds		e	k		s			t
	max. <sup>1)</sup>	max. <sup>2)</sup>	min.	max.	min.		min. <sup>3)</sup>	max.	min.	NM	min.	
M 3	5,5	5,68	5,32	3,0	2,86	2,87	3,0	2,86	2,5	2,52	2,58	1,3
M 4	7,0	7,22	6,78	4,0	3,82	3,44	4,0	3,82	3,0	3,02	3,08	2,0
M 5	8,5	8,72	8,28	5,0	4,82	4,58	5,0	4,82	4,0	4,02	4,095	2,5
M 6	10,0	10,22	9,78	6,0	5,82	5,72	6,0	5,7	5,0	5,02	5,14	3,0
M 8	13,0	13,27	12,73	8,0	7,78	6,86	8,0	7,64	6,0	6,02	6,14	4,0
M 10	16,0	16,27	15,73	10,0	9,78	9,15	10,0	9,64	8,0	8,025	8,175	5,0
M 12	18,0	18,27	17,73	12,0	11,73	11,43	12,0	11,57	10,0	10,025	10,175	6,0
M 14	21,0	21,33	20,67	14,0	13,73	13,72	14,0	13,57	12,0	12,032	12,212	7,0
M 16	24,0	24,33	23,67	16,0	15,73	16,0	16,0	15,57	14,0	14,032	14,212	8,0
M 18	27,0	27,33	26,37	18,0	17,73	16,0	18,0	17,57	14,0	14,032	14,212	9,0
M 20	30,0	30,33	29,67	20,0	19,67	19,44	20,0	19,48	17,0	17,05	17,23	10,0
M 24	36,0	36,39	35,61	24,0	23,67	21,73	24,0	23,48	19,0	19,065	19,275	12,0

1) Glatthode 2) Seratert hode 3) Hode m/kjennetegn e min = 1,14 x s min.

**DIN 6912**


d	dk		ds		e	k	s			t		
	max.=NM	min.	max.=NM	min.			min.	max.	NM	min.	max.	NM
M 4	7,0	6,78	4,0	3,82	3,44	2,8	3,0	3,02	3,10	1,6	1,48	1,72
M 5	8,5	8,28	5,0	4,82	4,58	3,5	4,0	4,02	4,12	2,0	1,88	2,12
M 6	10,0	9,78	6,0	5,82	5,72	4,0	5,0	5,02	5,14	2,5	2,38	2,62
M 8	13,0	12,73	8,0	7,78	6,86	5,0	6,0	6,02	6,14	3,0	2,88	3,12
M 10	16,0	15,73	10,0	9,78	9,15	6,5	8,0	8,025	8,175	3,5	3,35	3,65
M 12	18,0	17,73	12,0	11,73	11,43	7,5	10,0	10,025	10,175	4,0	3,85	4,15
M 16	24,0	23,67	16,0	15,73	16,0	10,0	14,0	14,032	14,212	5,5	5,35	5,65
M 20	30,0	29,67	20,0	19,67	19,44	12,0	17,0	17,05	17,23	6,5	6,32	6,68

**DIN 7991**


d	dk		ds		e	k	s			t	
	max.=NM	min.	max.=NM	min.			min.	max.	NM	min.	max.
M 4	8,0	7,64	4,0	3,82	2,67	2,3	2,5	2,52	2,60	1,8	1,55
M 5	10,0	9,64	5,0	4,82	3,44	2,8	3,0	3,02	3,10	2,3	2,05
M 6	12,0	11,57	6,0	5,82	4,58	3,3	4,0	4,02	4,12	2,5	2,25
M 8	16,0	15,57	8,0	7,78	5,72	4,4	5,0	5,02	5,14	3,5	3,2
M 10	20,0	19,48	10,0	9,78	6,86	5,5	6,0	6,02	6,14	4,4	4,1
M 12	24,0	23,48	12,0	11,73	9,15	6,5	8,0	8,025	8,175	4,6	4,3
M 16	30,0	29,48	16,0	15,73	11,43	7,5	10,0	10,025	10,175	5,3	5,0
M 20	36,0	35,38	20,0	19,67	13,72	8,5	12,0	12,032	12,212	5,9	5,6

Gjelder alle tabellene:  
NM = Normal dimensjon

# Innvendig sekskant-skruer

**DIN 912 med sylinderhode**

**DIN 6912 med lavt sylinderhode og styrehull**

**DIN 7991 med senkhode**

- Eget til skruing i vibrasjons-påvirkede deler
- Plassbesparende pga. sylindrisk og forsøket hode
- Se lagerliste for dimensjoner

DIN-nr.	Stålkval.	Overflate	Art. gr.
912	12.9	Blank	<b>0083</b>
912	8.8	El.forsøket	<b>0084</b>
912			<b>0094</b>
912			<b>0092</b>
6912	8.8	Blank	<b>0086</b>
7991	8.8	El.forsøket	<b>1089</b>
7991	10.9	Blank	<b>0089</b>
7984	A2		<b>1085</b>
7991	A2		<b>1094</b>
7991	A4		<b>2094</b>



## Sortiment DIN 912

**Art. nr. 0964 084**

Kvalitet 8.8

Overflate: El.forsøket

Innhold: 18 dimensjoner fra

4x10 - 8 x30 = 1.080 stk.