



ETA-Danmark A/S
Göteborg Plads 1
DK-2150 Nordhavn
Tel. +45 72 24 59 00
Internet www.etadanmark.dk

Authorised and notified
according to Article 29 of the
Regulation (EU)
No 305/2011 of the European
Parliament and of the Council
of 9 March 2011



European Technical Assessment ETA-21/0085 of 2022/03/04

I General Part

Technical Assessment Body issuing the ETA and designated according to Article 29 of the Regulation (EU) No 305/2011: ETA-Danmark A/S

Trade name of the construction product:

ACR 240

Product family to which the above construction product belongs:

Fire Stopping and Sealing Product:
• Penetration Seals

Manufacturer:

Würth International AG
Aspermontstrasse 1
CH- 7000 Chur
Switzerland

Manufacturing plant:

A/003

This European Technical Assessment contains:

86 pages including 2 annexes which form an integral part of the document

This European Technical Assessment is issued in accordance with Regulation (EU) No 305/2011, on the basis of:

EAD 350454-00-1104

This version replaces:

-

Translations of this European Technical Assessment in other languages shall fully correspond to the original issued document and should be identified as such.

Communication of this European Technical Assessment, including transmission by electronic means, shall be in full. However, partial reproduction may be made, with the written consent of the issuing Technical Assessment Body. Any partial reproduction has to be identified as such.

Table of Contents

| | | |
|--|--|-----------|
| I. | SPECIFIC PARTS OF THE EUROPEAN TECHNICAL ASSESSMENT | 4 |
| 1 | Technical description of the product | 4 |
| 2 | Specification of the intended uses of the product in accordance with the applicable European Assessment Document (Hereinafter EAD): EAD 350454-00-1104 | 5 |
| 3 | Performance of the product and references to the methods used for its assessment | 7 |
| 4 | ASSESSMENT AND VERIFICATION OF CONSTANCY OF PERFORMANCE (HEREINAFTER AVCP) SYSTEM APPLIED, WITH REFERENCE TO ITS LEGAL BASE | 8 |
| 5 | Technical details necessary for the implementation of the AVCP system, as provided for in the applicable EAD | 8 |
| ANNEX A – Resistance to Fire Classification – ACR 240 | | 9 |
| A.1 | Rigid wall constructions according to 1.2.1 with wall thickness of minimum 150 mm | 9 |
| A.1.1 | Single side penetration seal with cables | 9 |
| A.1.2 | Double side penetration seal with cables | 10 |
| A.1.3 | Single side penetration seal with metallic (and composite) pipes | 11 |
| A.1.4 | Single side penetration seal with metallic (and composite) pipes | 13 |
| A.1.5 | Single side penetration seal with metallic pipes | 15 |
| A.1.6 | Double side penetration seal with metallic pipes | 17 |
| A.1.7 | Double side penetration seal with metallic pipes | 19 |
| A.1.8 | Double side penetration seal with metallic pipes with combustible insulation | 21 |
| A.1.9 | Double side penetration seal with plastic pipes | 23 |
| A.2 | Flexible and rigid wall constructions according to 2. 2) with wall thickness of minimum 75 mm | 25 |
| A.2.1 | Double side penetration seal with cables | 25 |
| A.3 | Flexible and rigid wall constructions according to 2.2) with wall thickness of minimum 100 mm | 29 |
| A.3.1 | Double side penetration seal with cables | 29 |
| A.3.2 | Double side penetration seal with metallic pipes | 31 |
| A.3.3 | Double side penetration seal with metallic pipes | 36 |
| A.3.4 | Double side penetration seal with composite pipes | 40 |
| A.3.5 | Double side penetration seal with metallic (and composite) pipes | 41 |
| A.3.6 | Double side penetration seal with plastic pipes | 43 |
| A.4 | Flexible and rigid wall constructions according to 2.2) with wall thickness of minimum 120 mm | 45 |
| A.4.1 | Double side penetration seal with cables | 45 |
| A.5 | Timber wall constructions with wall thickness of minimum 100 mm | 46 |
| A.5.1 | Double side penetration seal with cables | 46 |
| A.5.2 | Double side penetration seal with cables and FPMF Service Coating | 47 |
| A.5.3 | Double side penetration seal with metallic pipes | 48 |
| A.5.4 | Double side penetration seal with metallic pipes | 51 |
| A.5.5 | Double side penetration seal with plastic pipes and composite pipes | 54 |
| A.6 | Rigid floor constructions according to 1.2.1 with floor thickness of minimum 150 mm | 57 |
| A.6.1 | Single side penetration seal with cables | 57 |
| A.6.2 | Single side penetration seal with cables | 58 |
| A.6.3 | Single side penetration seal with pipes | 59 |
| A.6.4 | Double side penetration seal with pipes | 61 |
| A.6.5 | Double side penetration seal with cables | 63 |
| A.6.6 | Single side penetration seal with metallic pipes | 64 |
| A.6.7 | Single side penetration seal with metallic pipes | 68 |
| A.6.8 | Single side penetration seal with composite pipes | 70 |
| A.6.9 | Double side penetration seal with metallic pipes | 71 |
| A.6.10 | Double side penetration seal with metallic pipes | 72 |
| A.6.11 | Double side penetration seal with metallic pipes | 76 |
| A.7 | Timber floor constructions with floor thickness of minimum 150 mm | 78 |
| A.7.1 | Double sided penetration seal with cables | 78 |
| A.7.2 | Double side penetration seal with metallic pipes | 80 |
| A.7.3 | Double side penetration seal with plastic pipes and composite pipes | 83 |
| ANNEX B – Air Permeability – ACR 240 | | 86 |

I. SPECIFIC PARTS OF THE EUROPEAN TECHNICAL ASSESSMENT

1 Technical description of the product

- 1) ACR 240 is a sealant used to form a penetration seal around metallic pipes, plastic pipes, composite pipes, combustible cable conduits and electrical cables to reinstate the fire resistance performance of wall and floor constructions, where they have been provided with apertures for the penetration of services.
- 2) The ACR 240 is supplied in liquid form contained within 310 & 380 ml cartridges and 300 to 600 ml foil packs. The sealant is gunned into the aperture in the separating element/elements and around the service or services, to a specified depth utilising mineral fibre insulation backing material.
- 3) ACR 240 contains no carcinogenic substances or mutagenic substances, flame retardants or antimicrobiological agents.
- 4) The applicant has submitted a written declaration that ACR 240 does not contain substances which have to be classified as dangerous according to Directive 67/548/EEC and Regulation (EC) No 1272/2008 and listed in the "Indicative list on dangerous substances" of the EGDS - taking into account the installation conditions of the construction product and the release scenarios resulting from there. An emission report has also been provided.

In addition to the specific clauses relating to dangerous substances contained in this European technical Assessment, there may be other requirements applicable to the products falling within its scope (e.g. transposed European legislation and national laws, regulations and administrative provisions). In order to meet the provisions of the Construction Products Regulation, these requirements need also to be complied with, when and where they apply.

- 5) The use category of ACR 240 in relation to BWR 3 (Hygiene, health and environment) is IA1, S/W2

2 Specification of the intended uses of the product in accordance with the applicable European Assessment Document (Hereinafter EAD): EAD 350454-00-1104

Detailed information and data is given in Annex A.

- 1) The intended use of system ACR 240 is to reinstate the fire resistance performance of flexible wall constructions, rigid wall constructions and rigid floor constructions where they are penetrated by various metal pipe services with and without combustible insulation, plastic pipes, combustible cable conduits, composite pipes and electrical cables.
- 2) The specific elements of construction that the system ACR 240 may be used to provide a penetration seal in, are as follows:
 - a. Flexible walls: The wall must have a minimum thickness of 75 mm and comprise steel studs or timber studs* lined on both faces with minimum 1 layer of 12.5 mm thick boards.
 - b. Timber walls: The wall must have a minimum thickness of 100 mm and comprise solid wood or cross-laminated timber.
 - c. Rigid walls: The wall must have a minimum thickness of 75 mm and comprise concrete, aerated concrete or masonry, with a minimum density of 650 kg/m³.
 - d. Rigid floors: The floor must have a minimum thickness of 150 mm and comprise aerated concrete or concrete with a minimum density of 650 kg/m³.
 - e. Timber floors: The floor must have a minimum thickness of 150 mm and comprise solid wood or cross-laminated timber.

* no part of the penetration seal may be closer than 100 mm to a stud, the cavity must be closed between the penetration seal and the stud, and minimum 100 mm of insulation of class A1 or A2 according to EN 13501-1 must be provided within the cavity between the penetration seal and the stud.

The supporting construction must be classified in accordance with EN 13501-2 for the required fire resistance period.

Würth Fire Protection Systems which involve services penetrating both sides of a flexible wall may also be used in the situation where the services penetrates one side of the wall only and the remaining side of the wall is not penetrated at the same point (i.e. the services continues on the inside of the wall). All fire integrity and thermal insulation ratings for such single-sided penetrations remain the same as for the equivalent double-sided penetration.

- 3) The system ACR 240 may be used to provide a penetration seal with specific single insulated metal pipes, uninsulated metal pipes, plastic pipes, combustible cable conduits, composite pipes and with specific electrical cables, single or in a bundle (for details see Annex A).
- 4) Apertures in the separating element shall be maximum \varnothing 504 mm, 300 x 300 mm or 100 x 1000 mm. The annular space/gap around the services shall be infilled with ACR 240 sealant and in some cases a mineral fibre insulation backing material. Blank seals up to 300 x 300 mm are permitted. For full details, see Annex A.
- 5) Pipes shall be supported at maximum 350 mm away from both faces of the wall constructions and from the upper face of floor constructions.

- 6) Where a backing material is described in Annex A, this can be replaced with ACR 240 if the total seal depth is the same or greater.
- 7) Where single sided top face seals are described in Annex A, these can also be used in composite floors if the thickness of the concrete where the seal is placed is the same or greater than the required depth of the fire seal.
- 8) Where PP pipes are mentioned in Annex A, this includes PP-MV, PP-H, PP-R and similar if the pipe is according to EN 1451-1 or DIN 8077/8078. Where PE pipes are mentioned, this includes PE-LD, PE-MD, PE-HD, PE-X and similar according to EN 1519-1, EN 12201-2 or EN 12666-1.
- 9) The provisions made in this European Technical Approval are based on an assumed working life of the ACR 240 of 30 years, provided that the conditions laid down in sections 4.2/5.1/5.2 for the packaging/transport/ storage/installation/use/repair are met. The indications given on the working life cannot be interpreted as a guarantee given by the producer or the Technical Assessment Body but are to be regarded only as a means for choosing the right products in relation to the expected economically reasonable working life of the works.
- 10) Type Z₂: Intended for uses in internal conditions with humidity lower than 85 % RH excluding temperatures below 0°C, without exposure to rain or UV.

3 Performance of the product and references to the methods used for its assessment

| | |
|--|--|
| Product-type: Sealant | Intended use: Penetration Seal |
| Essential characteristic | Product Performance |
| BWR 2 Safety in case of fire | |
| Reaction to fire | Class B-s1, d0 |
| Resistance to fire | Annex A |
| BWR 3 Hygiene, health and environment | |
| Air permeability | Annex B |
| Water permeability | No performance assessed |
| Content, emission and/or release of dangerous substances | Use categories: IA1, S/W2 Declaration of manufacturer |
| BWR 4 Safety in use | |
| Mechanical resistance and stability | No performance assessed |
| Resistance to impact/movement | No performance assessed |
| Adhesion | No performance assessed |
| Durability | Z ₂ |
| BWR 5 Protection against noise | |
| Airborne sound insulation | No performance assessed |
| BWR 6 Energy economy and heat retention | |
| Thermal properties | No performance assessed |
| Water vapour permeability | No performance assessed |

4 ASSESSMENT AND VERIFICATION OF CONSTANCY OF PERFORMANCE (HEREINAFTER AVCP) SYSTEM APPLIED, WITH REFERENCE TO ITS LEGAL BASE

According to the decision 1999/454/EC – Commission Decision of date 22nd June 1999 on the procedure for attesting the conformity of construction products pursuant to Article 20(2) of Council Directive 89/106/EEC as regards fire stopping, fire sealing and fire protective products, published in the Official Journal of the European Union (OJEU) L178/52 of 14/07/1999, (see <https://eur-lex.europa.eu/oj/direct-access.html>) of the European Commission¹, as amended, the system(s) of assessment and verification of constancy of performance (see Annex V to Regulation (EU) No 305/2011) given in the following table(s) applies (apply).

| Product(s) | Intended use(s) | Level(s) or class(es) | System(s) |
|---|--|-----------------------|-----------|
| Fire stopping and Fire Sealing Products | For fire compartmentation and/or fire protection or fire performance | Any | 1 |

5 Technical details necessary for the implementation of the AVCP system, as provided for in the applicable EAD

Technical details necessary for the implementation of the AVCP system are laid down in the control plan deposited at ETA-Danmark A/S prior to CE marking

Issued in Copenhagen on 2022-03-04 by



Thomas Bruun

Managing Director, ETA-Danmark

¹ Official Journal of the European Communities L178/52 of 14/7/1999

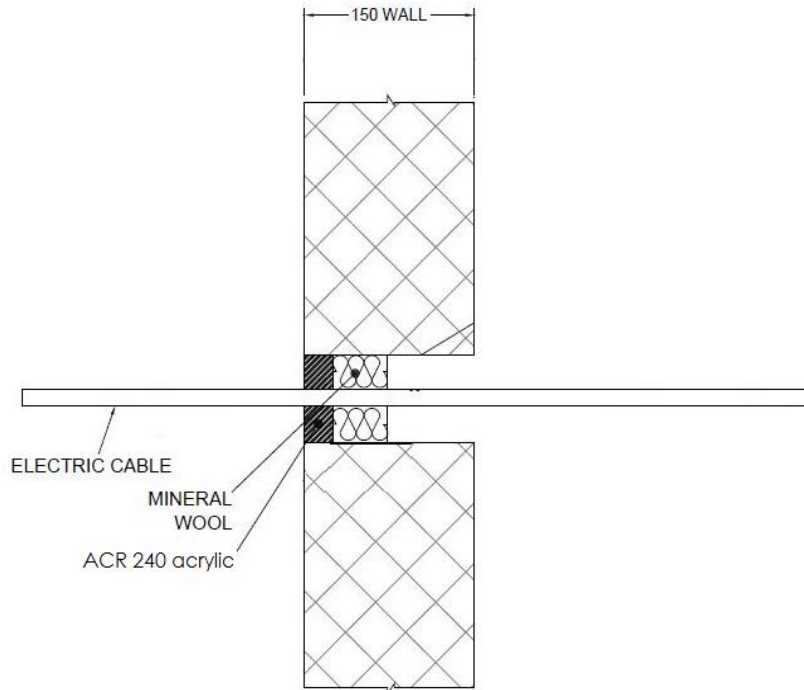
ANNEX A – Resistance to Fire Classification – ACR 240

A.1 Rigid wall constructions according to 1.2.1 with wall thickness of minimum 150 mm

A.1.1 Single side penetration seal with cables

Penetration Seal: Cables (single) fitted at any position within the aperture, with ACR 240 to either side of the wall (or at any position in between), backed with stone wool insulation 35kg/m³ or 'Würth FP Backing'. Minimum separation between cables and the edge of the seal of 7 mm.

Construction details:



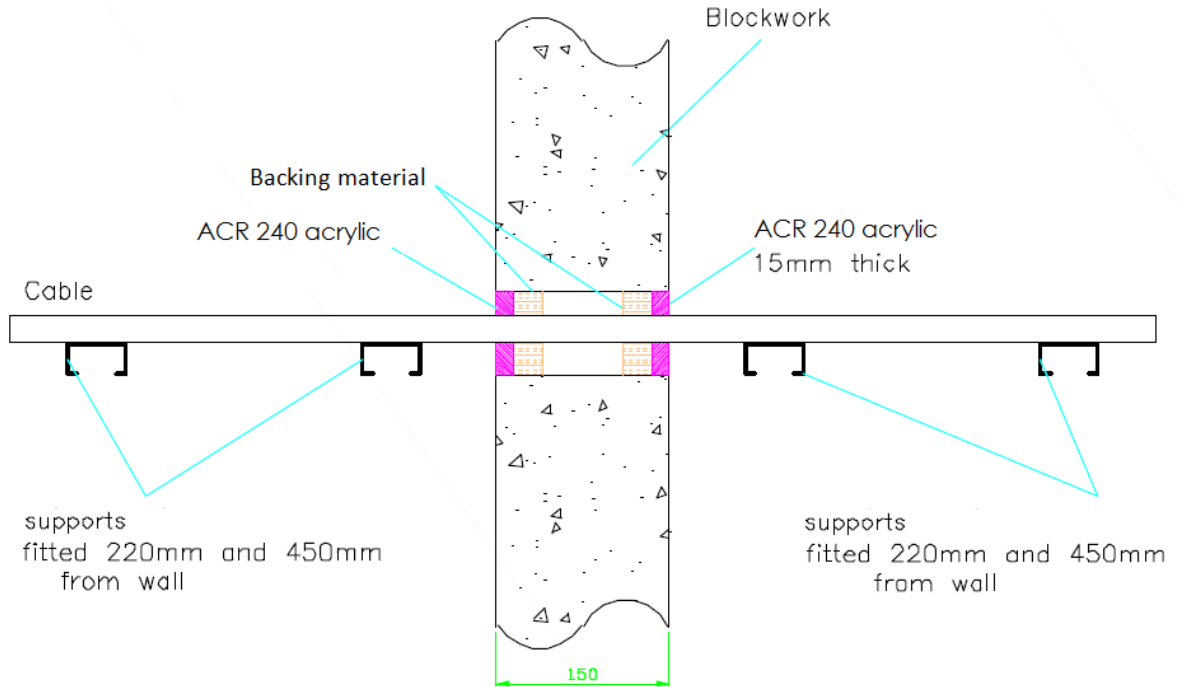
A.1.1.1

| Services | Sealant depth | Backing | Maximum seal size | Classification |
|--|---------------|-----------------------------------|----------------------------------|----------------------|
| Single electrical cables up to 21 mm \varnothing | 25 mm | 48 mm deep Würth FP Backing | 87 mm \varnothing | E 240, EI 90 |
| Blank seals | 25 mm | 48 mm Würth FP Backing insulation | 300 x 300 mm | E 240, EI 60 |
| Electric cables up to 21 mm diameter, single. | | | 35 x 35 mm / 36 mm \varnothing | E 240, EI 120 |
| Blank seals | | | | |
| Electric cables up to 21 mm diameter, single. | | | | |

A.1.2 Double side penetration seal with cables

Penetration Seal: Cables fitted with ACR 240 to both sides of the wall, backed with stone wool or mineral fibre insulation. Maximum seal size of 300 x 300 mm and minimum separation between cables and the edge of the seal of 10 mm.

Construction details:



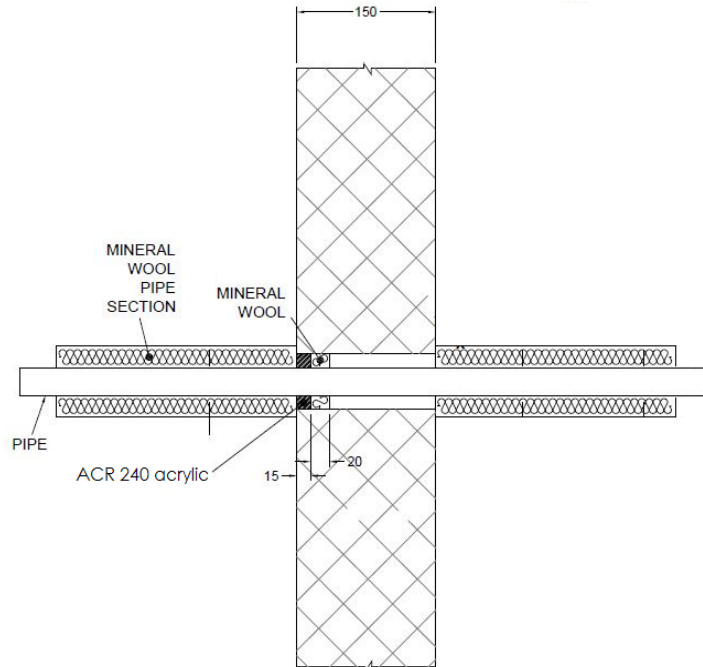
A.1.2.1

| Services | Sealant depth | Backing (minimum) | Insulation | Classification |
|--|---------------|---|------------|----------------|
| Blank seals | 15 mm | 25 mm Stone wool 35 kg/m ³ | None | EI 240 |
| Electric cables up to 21 mm diameter, single or in a bundle. | | | | E 240, EI 120 |
| Electric cables 22-80 mm diameter, single or in a bundle. | | | | E 120, EI 60 |
| Blank seals | 25 mm | 48 mm Würth FP Backing | | EI 240 |
| Electric cables up to 80 mm diameter, single or in a bundle. | | | | E 240, EI 60 |
| Cables up to 21 mm diameter, single or in a bundle up to 100 mm diameter | | | | EI 240 |

A.1.3 Single side penetration seal with metallic (and composite) pipes

Penetration Seal: LI (Local Interrupted) of minimum length stated below or CI (Continuous Interrupted) insulated metallic and composite pipes (single) fitted at any position within the aperture, with 15 mm deep ACR 240 to either side of the wall (or at any position between), backed with 20 mm deep minimum 40 kg/m³ stone wool insulation*.

Construction details:



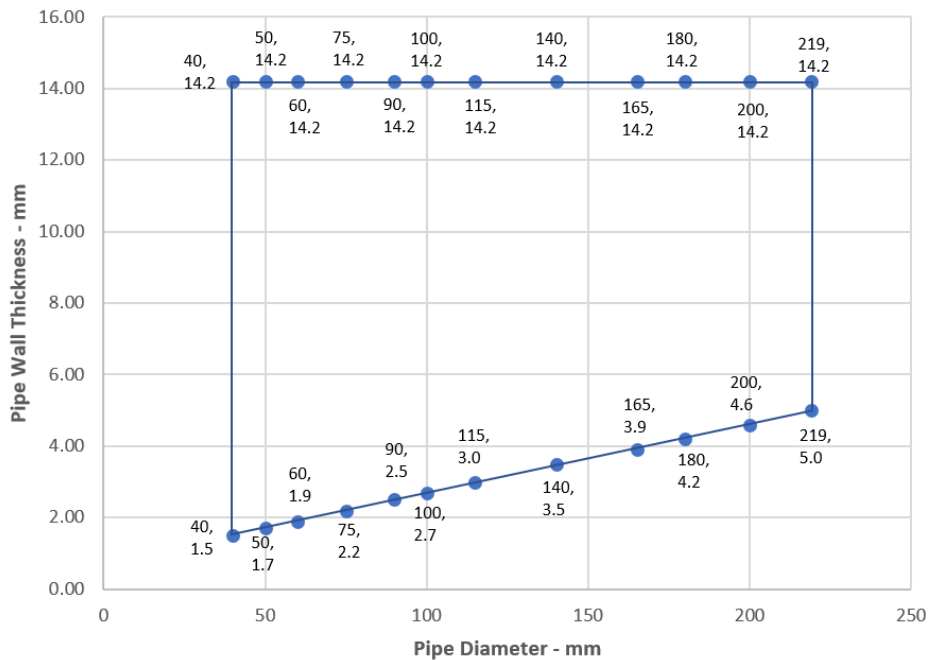
A.1.3.1

| Services | Seal width around pipe | Insulation (minimum) | Classification |
|--|------------------------|---|------------------------------|
| Copper or steel pipe up to 54 mm diameter/0.9-14.2 mm wall | 8-9 mm | 1000 mm length 20 mm Stone wool insulation 80 kg/m ³ | E 240 C/U, EI 180 C/U |
| Copper or steel pipe up to 12 mm diameter/0.9-5 mm wall | 8 mm | | EI 240 C/U |
| Alupex composite pipe 75 mm diameter/7.5 mm wall | 30 mm | 25 mm Würth FP Backing insulation, 600 mm long (min.) | EI 120 C/U |

| Services | Seal width around pipe | Insulation (minimum) | Classification |
|------------------------------------|------------------------|--|----------------------|
| Mild or stainless steel pipe | 6-18 mm | 1000 mm length of 20 mm Stone wool insulation 80 kg/m ³ | EI 240 C/U |
| 40 mm diameter/1.5-14.2 mm wall* | | | |
| 40 mm diameter/1.5-14.2 mm wall* | | 1000 mm length of 30 mm Stone wool insulation 80 kg/m ³ | E 180 C/U, EI 90 C/U |
| 50 mm diameter/1.7-14.2 mm wall* | | | |
| 60 mm diameter/1.9-14.2 mm wall* | | | |
| 75 mm diameter/2.2-14.2 mm wall* | | | |
| 90 mm diameter/2.5-14.2 mm wall* | | | |
| 100 mm diameter/2.7-14.2 mm wall* | | | |
| 115 mm diameter/3-14.2 mm wall* | | | |
| 140 mm diameter/3.5-14.2 mm wall* | | | |
| 165 mm diameter/ 3.9-14.2 mm wall* | | | |
| 180 mm diameter/ 4.2-14.2 mm wall* | | | |
| 200 mm diameter/ 4.6-14.2 mm wall* | | | |
| 219 mm diameter/ 5.0-14.2 mm wall* | | | |

* Typical pipe diameters shown, see below graph for intermediate sizes

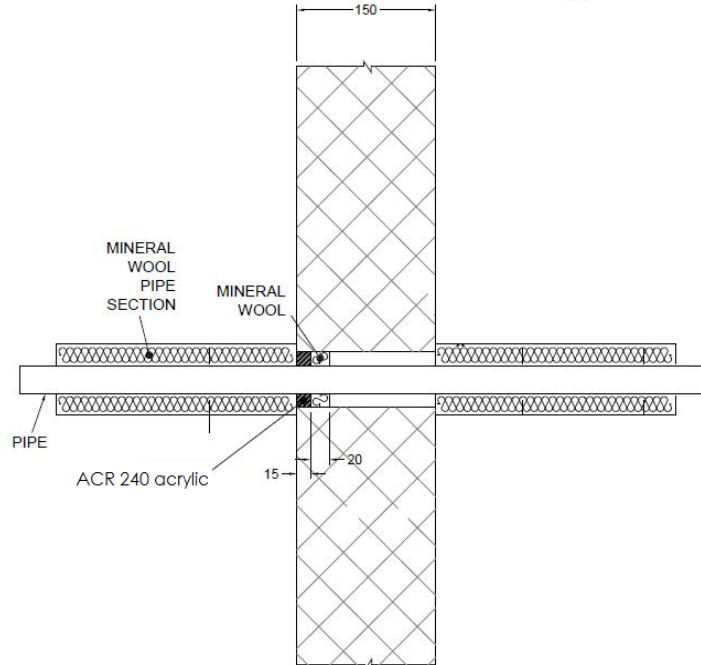
Steel Pipes with Mineral Wool Insulation - C/U



A.1.4 Single side penetration seal with metallic (and composite) pipes

Penetration Seal: LI (Local Interrupted) of minimum length stated below or CI (Continuous Interrupted) insulated metallic and composite pipes (single) fitted at any position within the aperture, with 25 mm deep ACR 240 to either side of the wall (or at any position between), backed with 25 mm deep minimum 40 kg/m³ stone wool insulation*.

Construction details:



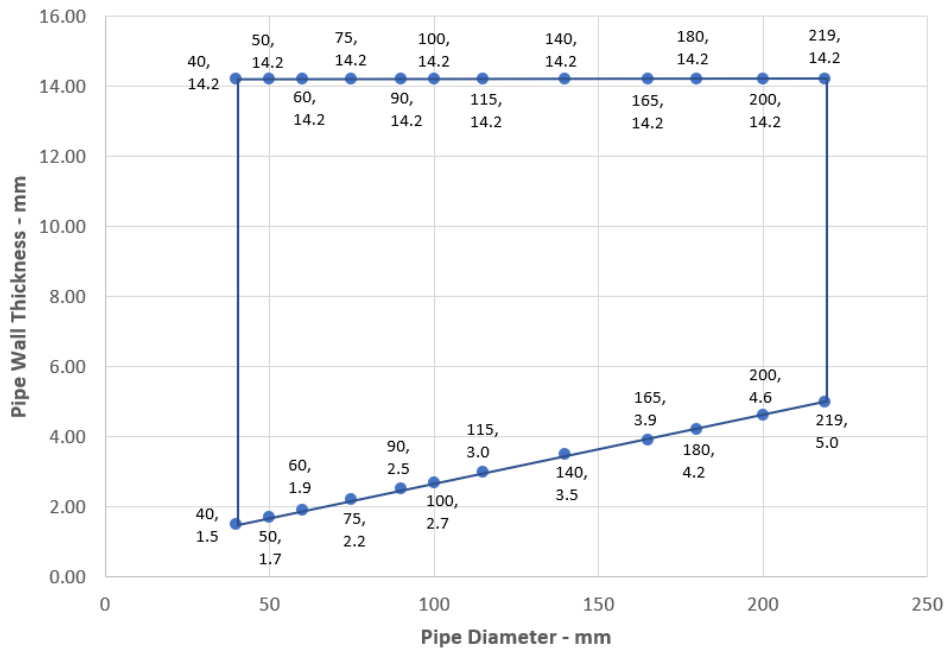
A.1.4.1

| Services | Maximum Seal size | Insulation (minimum) | Classification |
|--|-------------------|---|----------------------|
| Copper or steel pipe up to 54 mm diameter/0.9-14.2 mm wall | 300 x 300 mm | 1000 mm length 20 mm Stone wool insulation 80 kg/m ³ | E 240 C/U, EI 60 C/U |
| Alupex composite pipe 75 mm diameter/7.5 mm wall | | 25 mm Würth FP Backing insulation, 600 mm long (min.) | |

| Services | Maximum seal size | Insulation (minimum) | Classification |
|------------------------------------|-------------------|--|-----------------------------|
| Mild or stainless steel pipe | 300 x 300 mm | 1000 mm length of 20 mm Stone wool insulation 80 kg/m ³ | E 240 C/U, EI 60 C/U |
| 40 mm diameter/1.5-14.2 mm wall* | | | |
| 40 mm diameter/1.5-14.2 mm wall* | | | |
| 50 mm diameter/1.7-14.2 mm wall* | | | |
| 60 mm diameter/1.9-14.2 mm wall* | | | |
| 75 mm diameter/2.2-14.2 mm wall* | | | |
| 90 mm diameter/2.5-14.2 mm wall* | | | |
| 100 mm diameter/2.7-14.2 mm wall* | | | |
| 115 mm diameter/3-14.2 mm wall* | | | |
| 140 mm diameter/3.5-14.2 mm wall* | | | |
| 165 mm diameter/ 3.9-14.2 mm wall* | | | |
| 180 mm diameter/ 4.2-14.2 mm wall* | | | |
| 200 mm diameter/ 4.6-14.2 mm wall* | | | |
| 219 mm diameter/ 5.0-14.2 mm wall* | | | |
| | | 1000 mm length of 30 mm Stone wool insulation 80 kg/m ³ | |

* Typical pipe diameters shown, see below graph for intermediate sizes

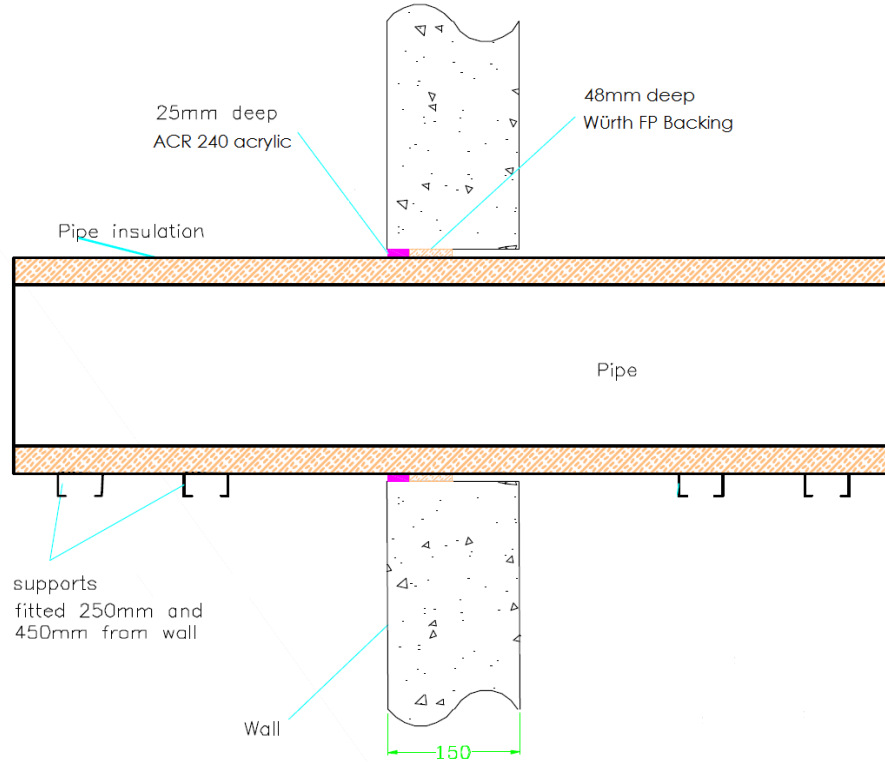
Steel Pipes with Mineral Wool Insulation - C/U



A.1.5 Single side penetration seal with metallic pipes

Penetration Seal: CS (Continuous Sustained) insulated metallic (single), with 25 mm deep ACR 240 to either side of the wall (or at any position between), backed with 48 mm deep Würth FP Backing insulation. Minimum annular space 10 mm and minimum separation between penetrations seals of 30 mm. Maximum seal size 300 x 300 mm or 504 mm \varnothing .

Construction details:

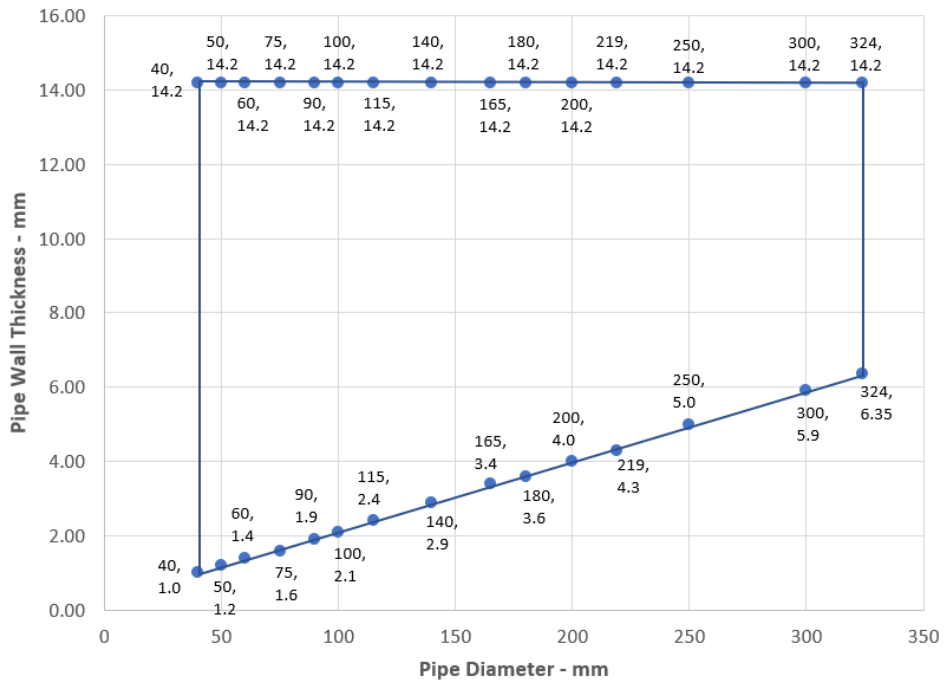


A.1.5.1 Single side penetration seal with pipes

| Services | Insulation | Classification |
|-------------------------------------|--|-------------------|
| Mild or stainless steel pipe | | |
| 40 mm diameter/1-14.2 mm wall | 20 mm thick stone, mineral wool min. 80 kg/m ³ | EI 240 C/U |
| 40 mm diameter/1-14.2 mm wall* | 30-80 mm thick stone, mineral wool min. 80 kg/m ³ | EI 180 C/U |
| 50 mm diameter/1.2-14.2 mm wall* | | |
| 60 mm diameter/1.4-14.2 mm wall* | | |
| 75 mm diameter/1.6-14.2 mm wall* | | |
| 90 mm diameter/1.9-14.2 mm wall* | | |
| 100 mm diameter/2.1-14.2 mm wall* | | |
| 115 mm diameter/2.4-14.2 mm wall* | | |
| 140 mm diameter/2.9-14.2 mm wall* | | |
| 165 mm diameter/ 3.4-14.2 mm wall* | | |
| 180 mm diameter/ 3.6-14.2 mm wall* | | |
| 200 mm diameter/ 4.0-14.2 mm wall* | | |
| 219 mm diameter/ 4.3-14.2 mm wall* | | |
| 250 mm diameter/ 5.0-14.2 mm wall* | | |
| 300 mm diameter/ 5.9-14.2 mm wall* | | |
| 324 mm diameter/ 6.35-14.2 mm wall* | | |

* Typical pipe diameters shown, see below graph for intermediate sizes

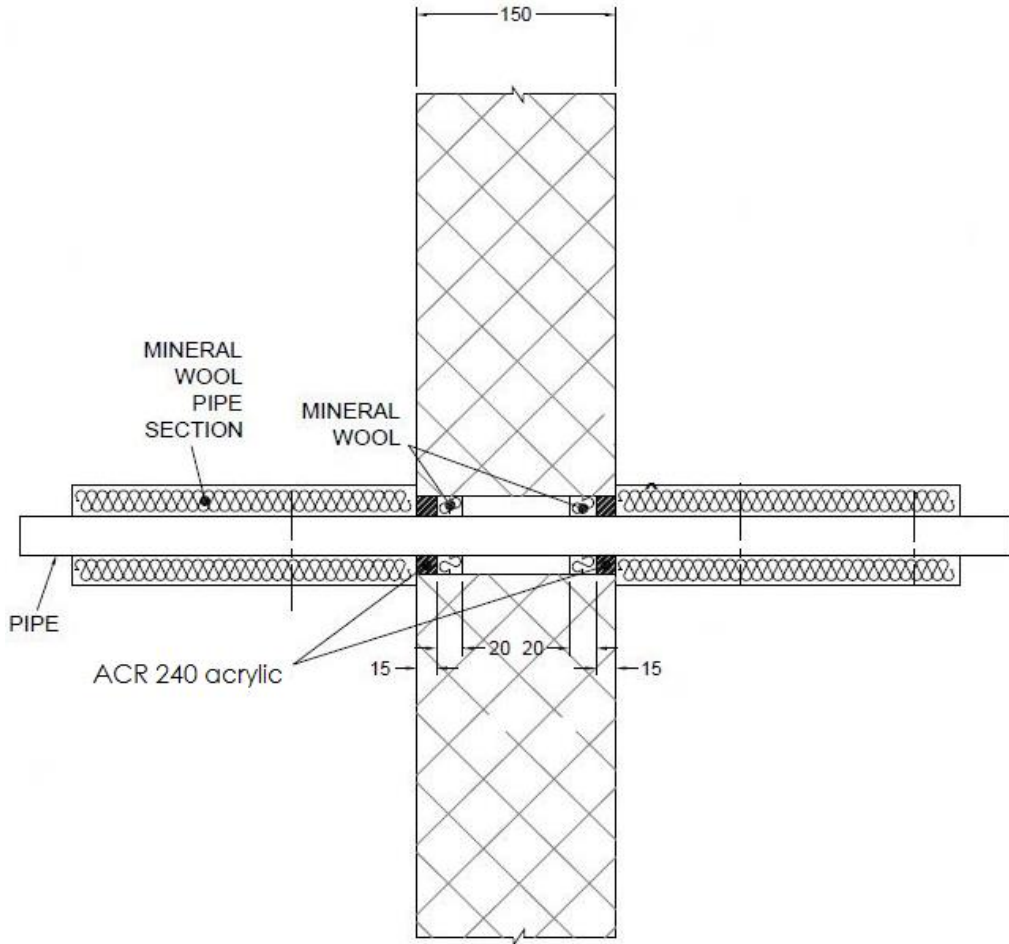
Steel Pipes with Mineral Wool Insulation - C/U



A.1.6 Double side penetration seal with metallic pipes

Penetration Seal: 1000 mm (min.) LI (Local Interrupted) or CI (Continuous Interrupted) insulated metallic pipes (single) fitted at any position within the aperture, with 15 mm deep ACR 240 to both sides of the wall, backed with 20 or 30 mm deep minimum 40 kg/m³ stone wool insulation.

Construction details:

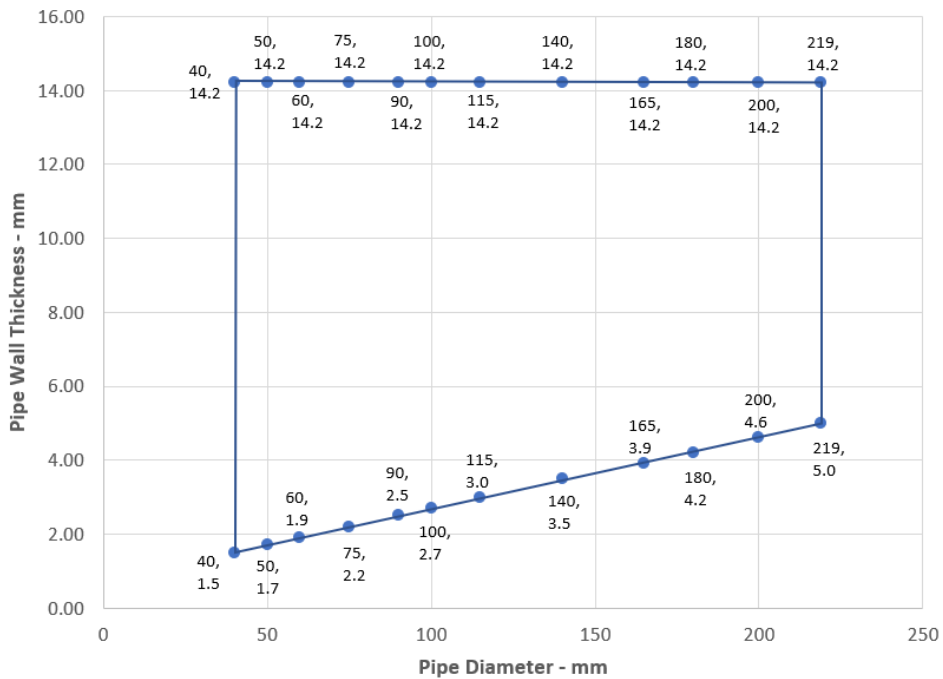


A.1.6.1

| Services | Maximum seal size | Insulation (minimum) | Classification |
|------------------------------------|-------------------|--|-------------------------------------|
| Mild or stainless steel pipe | 300 x 300 mm | 20 mm Stone wool insulation 80 kg/m ³ 30 mm Stone wool insulation 80 kg/m ³ | EI 240 C/U E 240, EI 120 C/U |
| 40 mm diameter/1.5-14.2 mm wall* | | | |
| 40 mm diameter/1.5-14.2 mm wall* | | | |
| 50 mm diameter/1.7-14.2 mm wall* | | | |
| 60 mm diameter/1.9-14.2 mm wall* | | | |
| 75 mm diameter/2.2-14.2 mm wall* | | | |
| 90 mm diameter/2.5-14.2 mm wall* | | | |
| 100 mm diameter/2.7-14.2 mm wall* | | | |
| 115 mm diameter/3-14.2 mm wall* | | | |
| 140 mm diameter/3.5-14.2 mm wall* | | | |
| 165 mm diameter/ 3.9-14.2 mm wall* | | | |
| 180 mm diameter/ 4.2-14.2 mm wall* | | | |
| 200 mm diameter/ 4.6-14.2 mm wall* | | | |
| 219 mm diameter/ 5.0-14.2 mm wall* | | | |

* Typical pipe diameters shown, see below graph for intermediate sizes

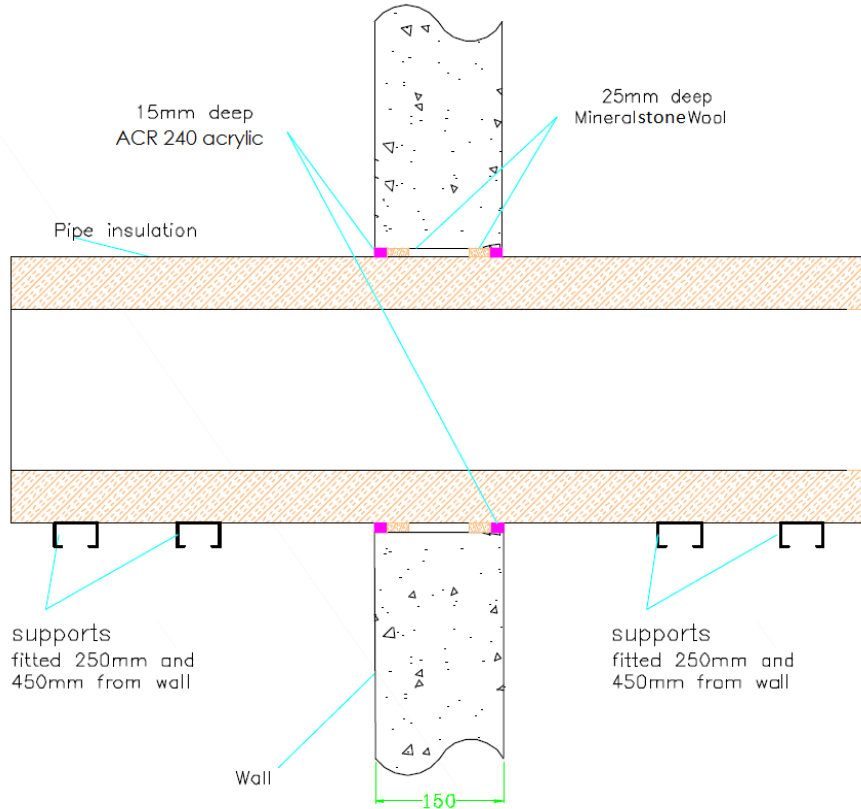
Steel Pipes with Mineral Wool Insulation - C/U



A.1.7 Double side penetration seal with metallic pipes

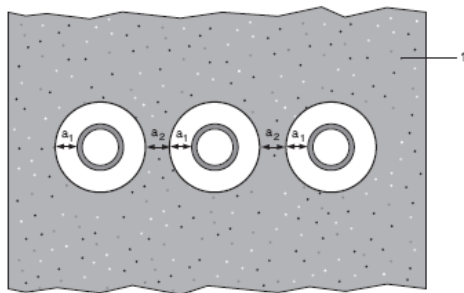
Penetration Seal: CS (Continuous Sustained) insulated metallic pipes (single) fitted at any position within the aperture, with 15 mm ACR 240 to both sides of the wall, backed with 25 mm deep stone wool insulation minimum 35 kg/m³. Minimum annular space 10 mm (A1) and minimum separation between penetration seals 30 mm (A2). Maximum seal size 300 x 300 mm / 504 mm Ø

Construction details:



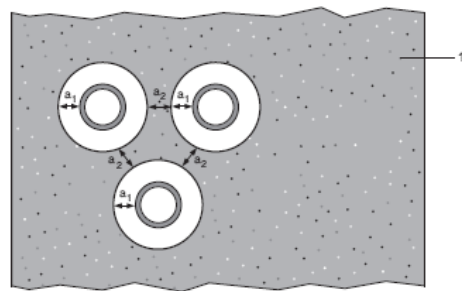
Configuration 1

Option 1



Configuration 2

Option 2



Key

1 Supporting construction

a1 Pipe / top edge of seal separation

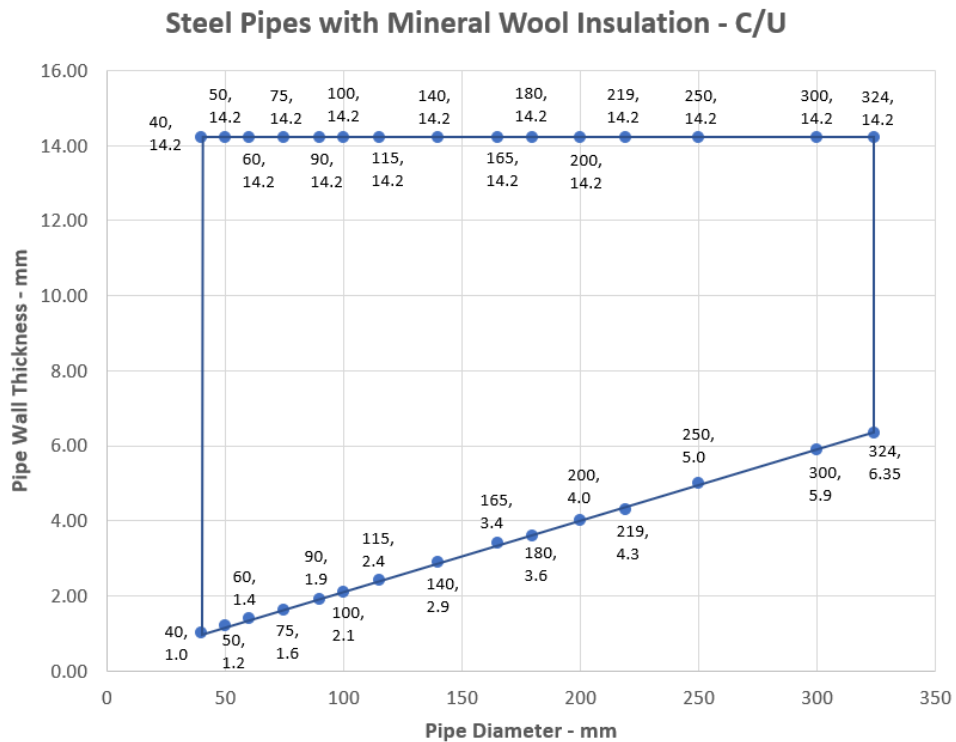
a2 Pipe / side edge of seal separation

a3 Pipe / pipe separation

A.1.7.1 Double side penetration seal with pipes

| Services | Insulation | Classification |
|-------------------------------------|--|-------------------|
| Mild or stainless steel pipe | | |
| 40 mm diameter/1-14.2 mm wall | 20 mm thick stone, mineral wool min. 80 kg/m ³ | EI 240 C/U |
| 40 mm diameter/1-14.2 mm wall* | 30-80 mm thick stone, mineral wool min. 80 kg/m ³ | |
| 50 mm diameter/1.2-14.2 mm wall* | | |
| 60 mm diameter/1.4-14.2 mm wall* | | |
| 75 mm diameter/1.6-14.2 mm wall* | | |
| 90 mm diameter/1.9-14.2 mm wall* | | |
| 100 mm diameter/2.1-14.2 mm wall* | | |
| 115 mm diameter/2.4-14.2 mm wall* | | |
| 140 mm diameter/2.9-14.2 mm wall* | | |
| 165 mm diameter/ 3.4-14.2 mm wall* | | |
| 180 mm diameter/ 3.6-14.2 mm wall* | | |
| 200 mm diameter/ 4.0-14.2 mm wall* | | |
| 219 mm diameter/ 4.3-14.2 mm wall* | | |
| 250 mm diameter/ 5.0-14.2 mm wall* | | |
| 300 mm diameter/ 5.9-14.2 mm wall* | | |
| 324 mm diameter/ 6.35-14.2 mm wall* | | |

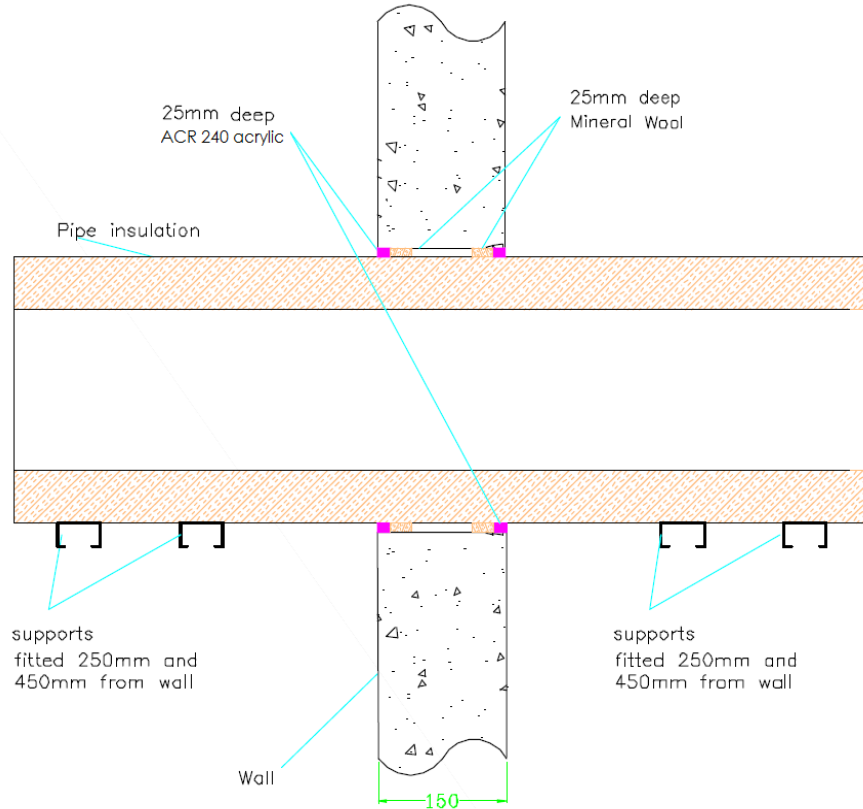
* Typical pipe diameters shown, see below graph for intermediate sizes



A.1.8 Double side penetration seal with metallic pipes with combustible insulation

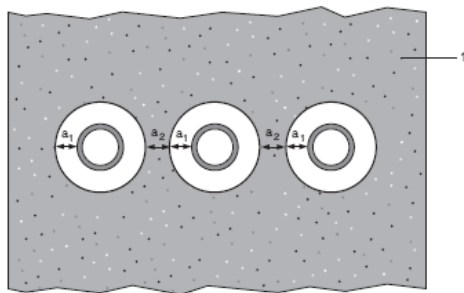
Penetration Seal: CS (Continuous Sustained) insulated metallic pipes (single) fitted at any position within the aperture, with 25 mm ACR 240 to both sides of the wall, backed with 25 mm deep stone wool insulation minimum 35 kg/m³. Minimum annular space 10 mm (A1) and minimum separation between penetration seals 30 mm (A2). Maximum seal size 300 x 300 mm / 300 mm Ø

Construction details:



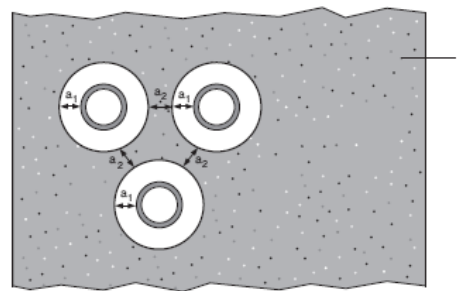
Configuration 1

Option 1



Configuration 2

Option 2



Key

1 Supporting construction

a1 Pipe / top edge of seal separation

a2 Pipe / side edge of seal separation

a3 Pipe / pipe separation

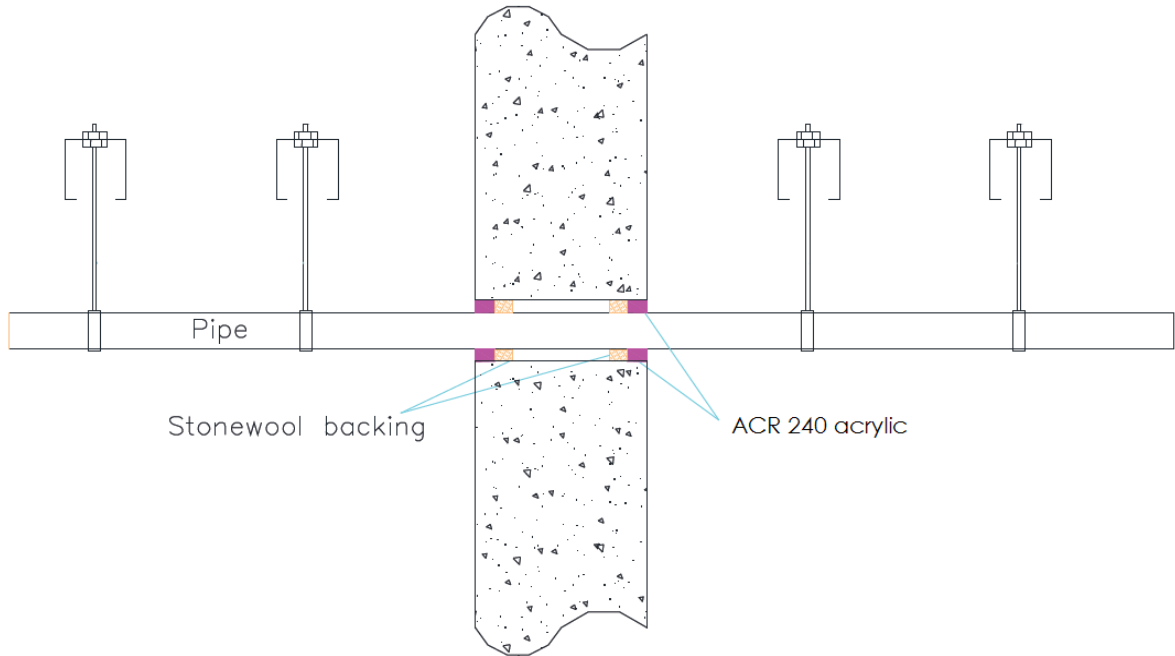
A.1.8.1 Double side penetration seal with metallic pipes with combustible insulation

| Services | Insulation | Classification |
|-----------------------------------|---|------------------------------|
| Mild or stainless steel pipe | | |
| 22 mm diameter/2-11 mm wall | 13 mm thick Elastomeric insulation minimum class B-s3,d0 | E 240 C/U, EI 180 C/U |
| 22-114 mm diameter/2-14.2 mm wall | 13-25 mm thick Elastomeric insulation minimum class B-s3,d0 | E 120 C/U, EI 90 C/U |
| 22-114 mm diameter/2-14.2 mm wall | 25-50 mm thick Elastomeric insulation minimum class B-s3,d0 | EI 60 C/U |

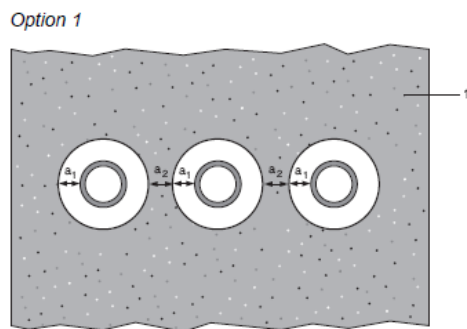
A.1.9 Double side penetration seal with plastic pipes

Penetration Seal: Plastic pipes (single) fitted at any position within the aperture, with 25 mm ACR 240 to both sides of the wall, backed with 25 mm deep stone wool insulation minimum 35 kg/m³. Minimum annular space 10 mm (A1) and minimum separation between penetration seals 30 mm (A2). Maximum seal size 300 x 300 mm / 300 mm \varnothing

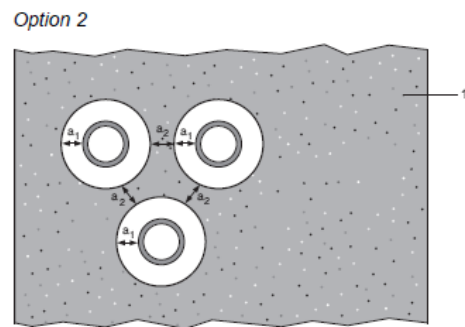
Construction details:



Configuration 1



Configuration 2



Key

1 Supporting construction

a1 Pipe / top edge of seal separation

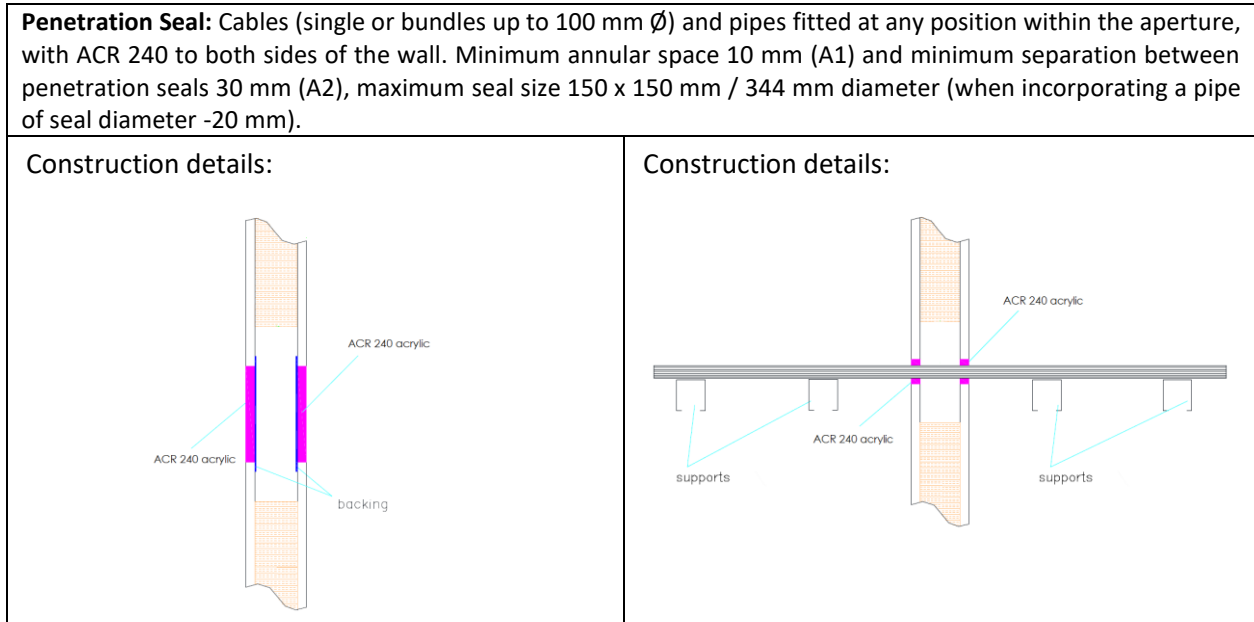
a2 Pipe / side edge of seal separation

A.1.9.1 Double side penetration seal with plastic pipes

| Pipe material | Size | Classification |
|--|-----------------------------------|-------------------|
| PVC-U pipe according to EN 1329-1, EN 1452-1 and EN 1453-1, PVC-C according to EN 1566-1 | 6-32 mm diameter/1.0-2.4 mm wall | EI 240 U/C |
| PP pipe according to EN 1451-1 or DIN 8077/8078 | 32 mm diameter/2.0-4.4 mm wall | EI 180 C/U |
| | 12-32 mm diameter/1.8-4.4 mm wall | EI 240 C/U |
| PE pipe according to EN 1519-1, EN 12201-2 and EN 12666-1, ABS according to EN 1455-1 and pipes made from SAN+PVC according to EN 1565-1 | 20-32 mm diameter/2.0 mm wall | EI 240 C/U |
| | 20-32 mm diameter/2.0-4.4 mm wall | EI 120 C/U |

A.2 Flexible and rigid wall constructions according to 2. 2) with wall thickness of minimum 75 mm

A.2.1 Double side penetration seal with cables

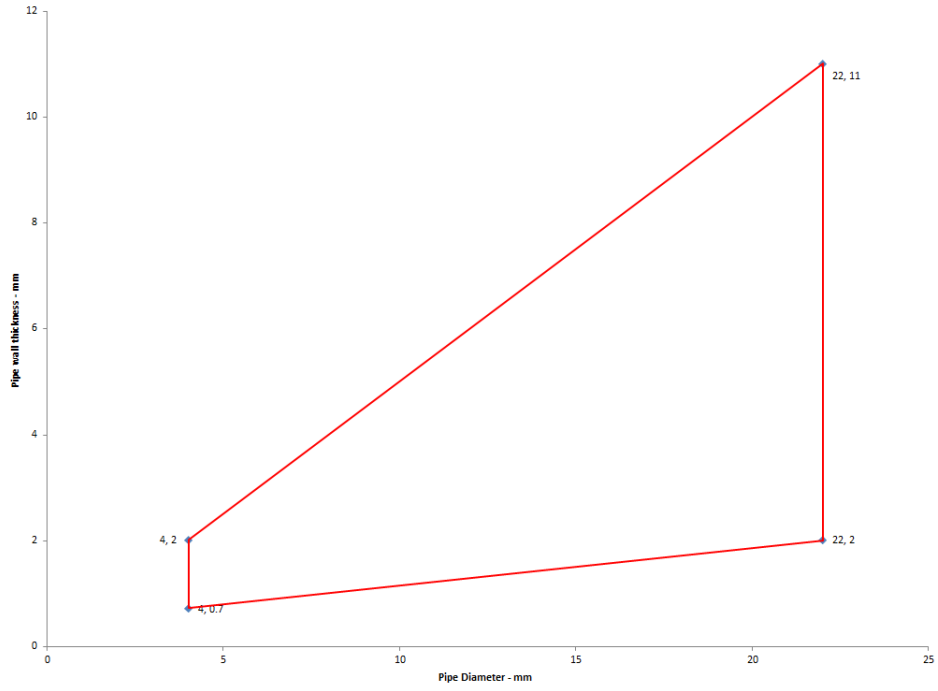


A.2.1.1

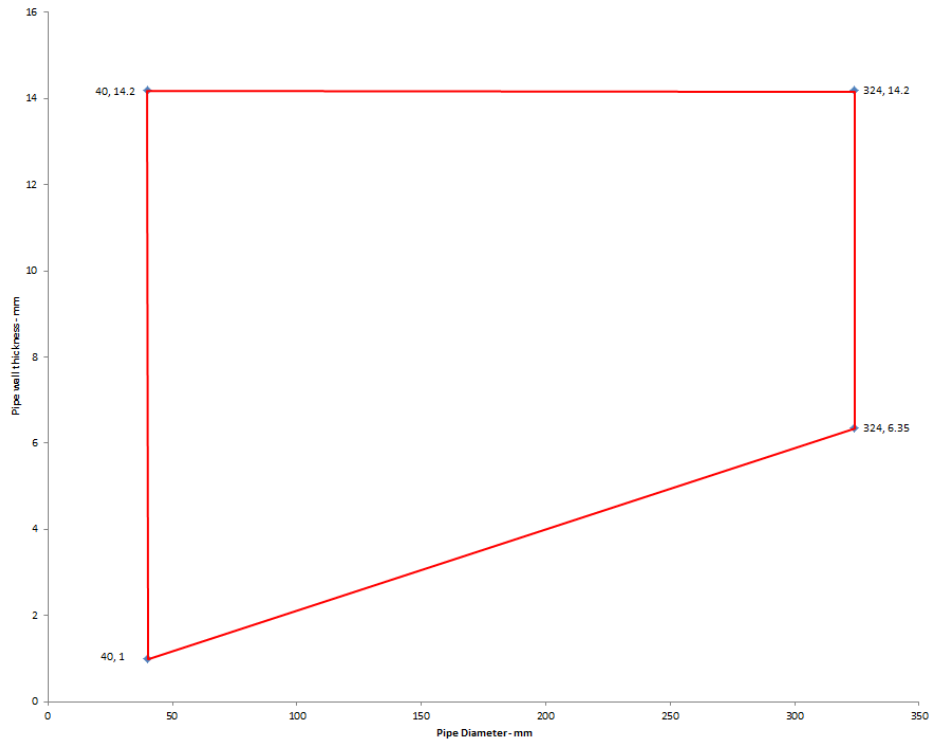
| Services | Sealant depth | Backing | Classification |
|--|---------------|--------------|---------------------|
| None (blank) | 12.5 mm | Any material | EI 60 |
| Cables up to 21 mm \varnothing , single | | None | E 60, EI 45 |
| Cables up to 21 mm \varnothing , in bundles up to 100 mm \varnothing | | | E 45, EI 30 |
| Mild or stainless steel pipe | | | |
| 4 mm diameter /0.7-2.0 mm wall | 12.5 mm | None | E 60 C/U, EI 45 C/U |
| 5-22 mm diameter /0.7-11 mm wall* | | | E 60 C/U, EI 30 C/U |
| Mild or stainless steel pipe with minimum 80 kg/m ³ density stone wool insulation Continuous Sustained (CS) | | | |
| 40 mm diameter /1-14.2 mm wall, 20 mm insulation | 12.5 mm | None | E 60 C/U, EI 45 C/U |
| 40-324 mm diameter /1.0-14.2 mm wall, 30 mm insulation* | | | |
| PVC-U pipe according to EN 1329-1, EN 1452-1 and EN 1453-1, PVC-C according to EN 1566-1 | | | |
| 6-32 mm \varnothing /1.0-1.8 mm wall, with bundle of cables up to 21 mm diameter* | 12.5 mm | None | E 60 U/C, EI 45 U/C |
| PP pipe according to EN 1451-1 or DIN 8077/8078 | | | |
| 20 mm \varnothing /2.3 mm wall | 12.5 mm | None | EI 45 U/C |
| 21-32 mm \varnothing /2.3-4.4 mm wall* | | | EI 30 U/C |
| 21-32 mm \varnothing /2.3-4.4 mm wall, with bundle of cables up to 21 mm diameter* | | | E 45 U/C, EI 30 U/C |
| PE pipe according to EN 1519-1, EN 12201-2 and EN 12666-1, ABS according to EN 1455-1 and pipes made from SAN+PVC according to EN 1565-1 | | | |
| 20 mm \varnothing /2.0 mm wall | 12.5 mm | None | EI 45 U/C |
| 21-32 mm \varnothing /2.0-3.0 mm wall* | | | EI 30 U/C |
| 21-32 mm \varnothing /2.0-3.0 mm wall, with bundle of cables up to 21 mm* diameter | | | E 45 U/C, EI 30 U/C |

* See below graphs for interpolated pipe sizes

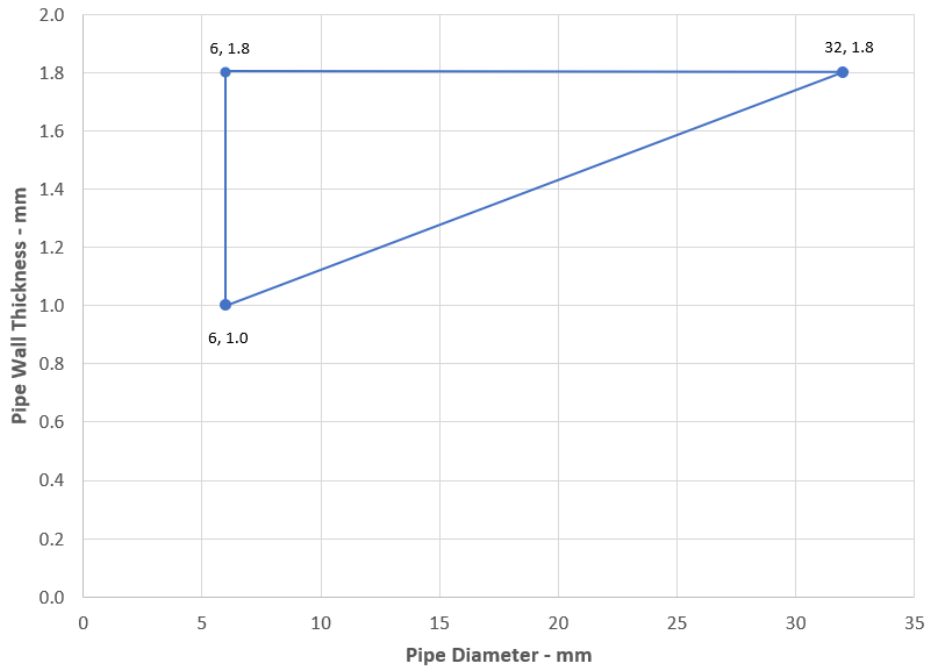
Steel Pipe- E 60 U/C, EI 30 U/C



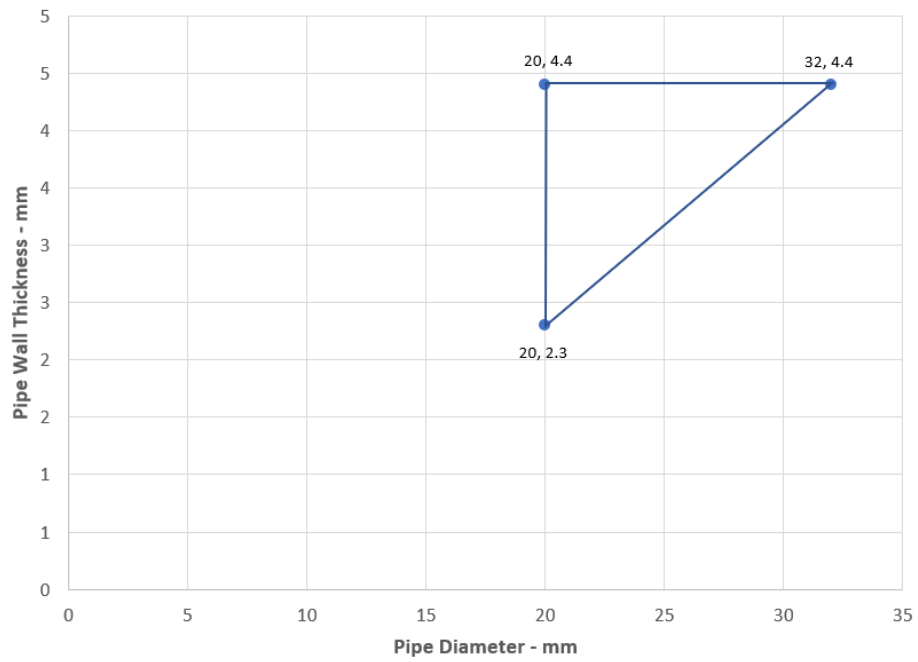
Steel pipes with 30 mm Insulation



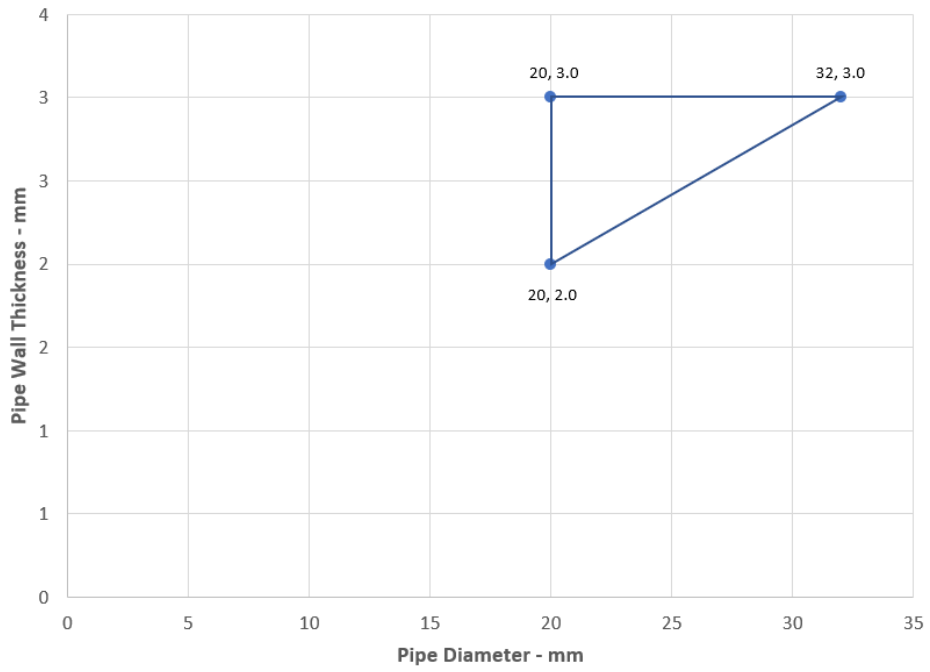
PVC-U Pipes - U/C



PP Pipes - EI 30 U/C

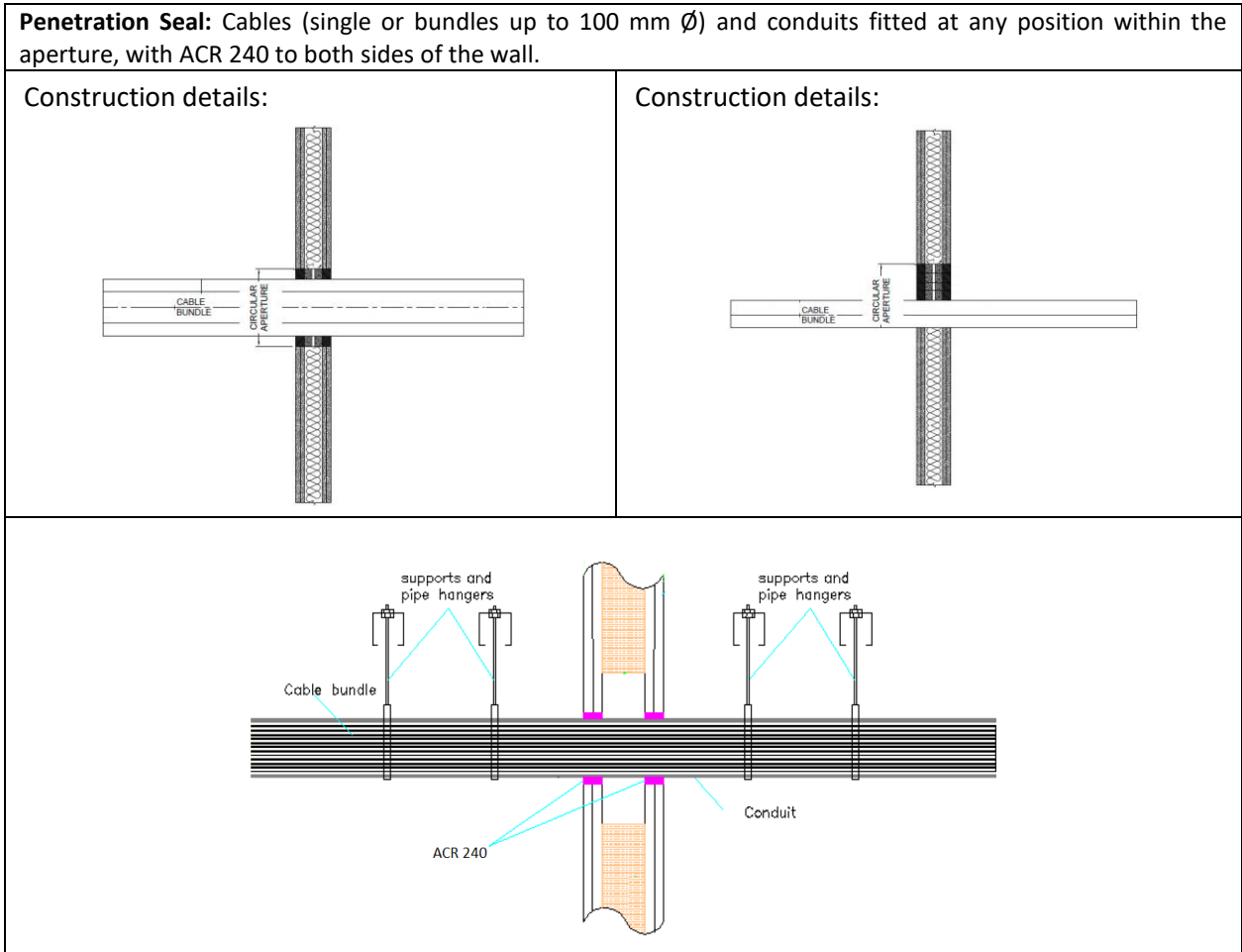


PE Pipes - EI 30 U/C



A.3 Flexible and rigid wall constructions according to 2.2) with wall thickness of minimum 100 mm

A.3.1 Double side penetration seal with cables



A.3.1.1

| Services | Sealant depth | Backing | Maximum aperture | Classification |
|--|---------------|---|------------------|----------------|
| None (blank) | 12.5 mm | Stone wool 20 mm deep 35-140 kg/m ³ | 300 x 300 mm* | EI 120 |
| Cables up to 21 mm \varnothing , single or in bundles up to 50 mm \varnothing | 12.5 mm | Stone wool 12.5 mm deep min. 33 kg/m ³ | | E 120, EI 90 |
| Electrical cables up to 21 mm \varnothing , single or in bundles up to 100 mm \varnothing | 25 mm | Stone wool 20 mm deep min. 40 kg/m ³ | | EI 120 |
| Electrical cables up to 80 mm \varnothing , single or in bundles up to 100 mm \varnothing | | 25 mm Würth FP Backing | | E 120, EI 60 |
| Single 'E cable' - 1 x 185 mm ² core HD603.3 electrical cable with PVC insulation, PVC sheath and 23-27 mm diameter | 12.5 mm | Stone wool 20 mm deep min. 140 kg/m ³ | | E 120, EI 60 |

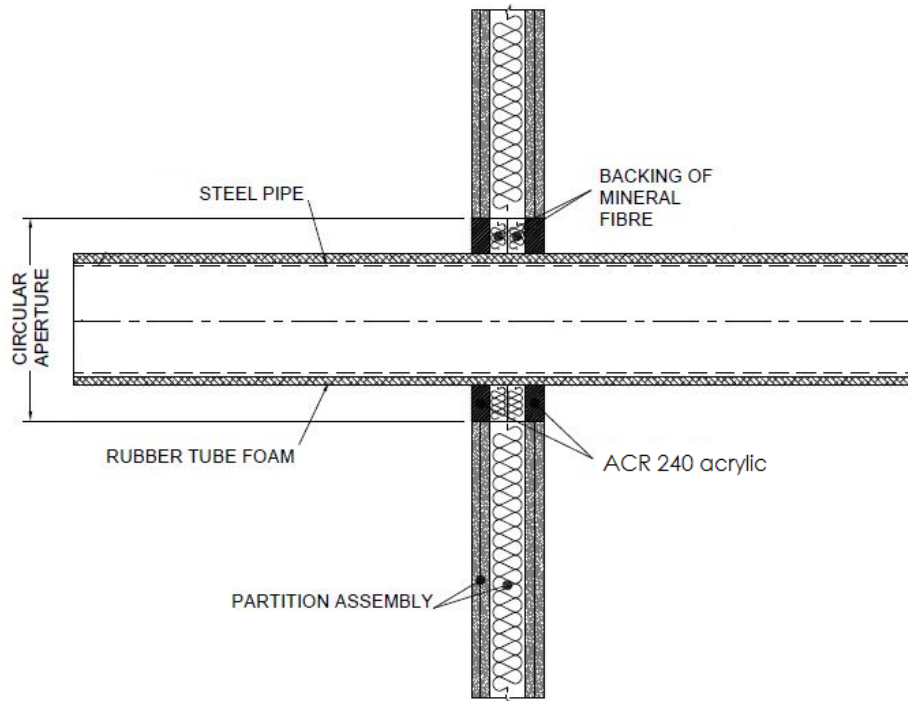
* Or 30 mm wide x 3000 mm high for cables up to 21 mm \varnothing

| Services | Sealant depth | Backing | Maximum Annular space | Classification |
|--|---------------|---------|-----------------------|-------------------|
| PVC-U pipe according to EN 1329-1, EN 1452-2 and EN 1453-1, PVC-C according to EN 1566-1 | | | | |
| Maximum diameter 40 mm, wall thickness 1.0-1.9 mm for PVC pipes, fully or partially filled conduits with cables up to 21 mm diameter | 25 mm | none | 30 mm | EI 120 U/C |
| PE pipe according to EN 1519-1, EN 12201-2 and EN 12006-1, ABS according to EN 1455-1 and pipes made from SAN+PVC according to EN 1565-1 | | | | |
| Maximum diameter 40 mm, wall thickness 2.0-3.0 mm for PE pipes, fully or partially filled conduits with cables up to 21 mm diameter | 25 mm | none | 30 mm | EI 90 U/C |
| PP pipe according to EN 1852-1: 2009 or DIN 8077/8078 | | | | |
| Maximum diameter 40 mm, wall thickness 1.8-2.2 mm for PP pipes, fully or partially filled conduits with cables up to 21 mm diameter | 25 mm | none | 30 mm | EI 90 U/C |

A.3.2 Double side penetration seal with metallic pipes

Penetration Seal: CS (Continuous Sustained) insulated metallic pipes (single) fitted at any position within the aperture, with ACR 240 to both sides of the wall, backed with stone wool insulation or 'Würth FP Backing', 300 x 300 mm maximum seal size.

Construction details:

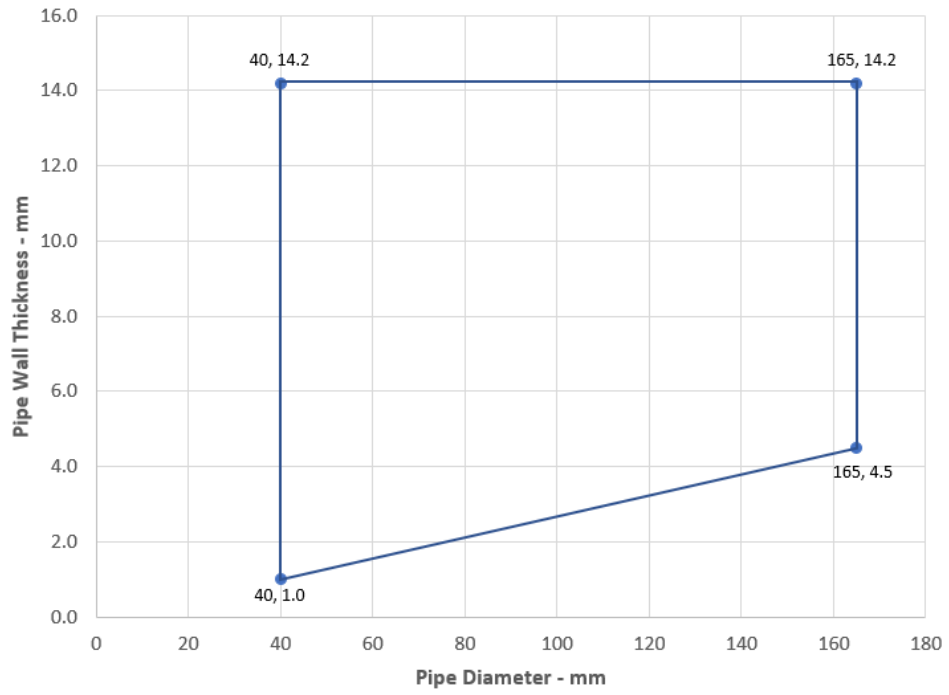


A.3.2.1

| Services | Sealant depth | Backing (minimum) | Insulation | Classification |
|-----------------------------------|---------------|--|---|------------------------|
| Mild or stainless steel pipe | | | | |
| 22 mm diameter/3-10 mm wall | 25 mm | Stone wool 25 mm deep 35 kg/m ³ | None | EI 120 C/C |
| Maximum 165 mm diameter/ wall* | 12.5 mm | 12.5 mm stone wool 33 kg/m ³ | 9 mm Elastomeric insulation minimum class D-s3, d0 | E 90 C/U EI 45 C/U |
| | | | 13 -25 mm Elastomeric insulation minimum class D-s3, d0 | EI 60 C/U |
| 40 mm diameter/1-14.2 mm wall* | 12.5 mm | 20 mm Stone wool 40 kg/m ³ | 13 -19 mm Elastomeric insulation minimum class B-s3,d0 | EI 120 C/C |
| 40 mm diameter/1-14.2 mm wall* | 25 mm | 25 mm Würth FP Backing | | E 120 C/C EI 60 C/C |
| 50 mm diameter/1.3-14.2 mm wall* | | | | |
| 60 mm diameter/1.6-14.2 mm wall* | | | | |
| 75 mm diameter/2-14.2 mm wall* | | | | |
| 90 mm diameter/2.4-14.2 mm wall* | | | | |
| 100 mm diameter/2.7-14.2 mm wall* | | | | |
| 115 mm diameter/3.1-14.2 mm wall* | | | | |
| 140 mm diameter/3.8-14.2 mm wall* | | | | |
| 165 mm diameter/4.5-14.2 mm wall* | | | | |

* Typical pipe diameters shown, see below graph for intermediate sizes

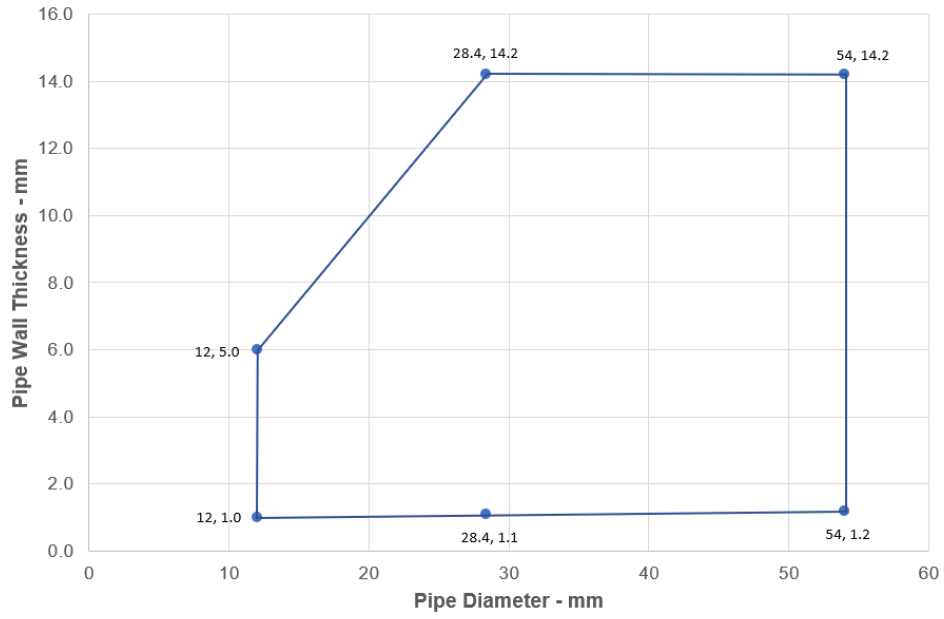
Steel Pipes with Elastomeric Insulation - C/U



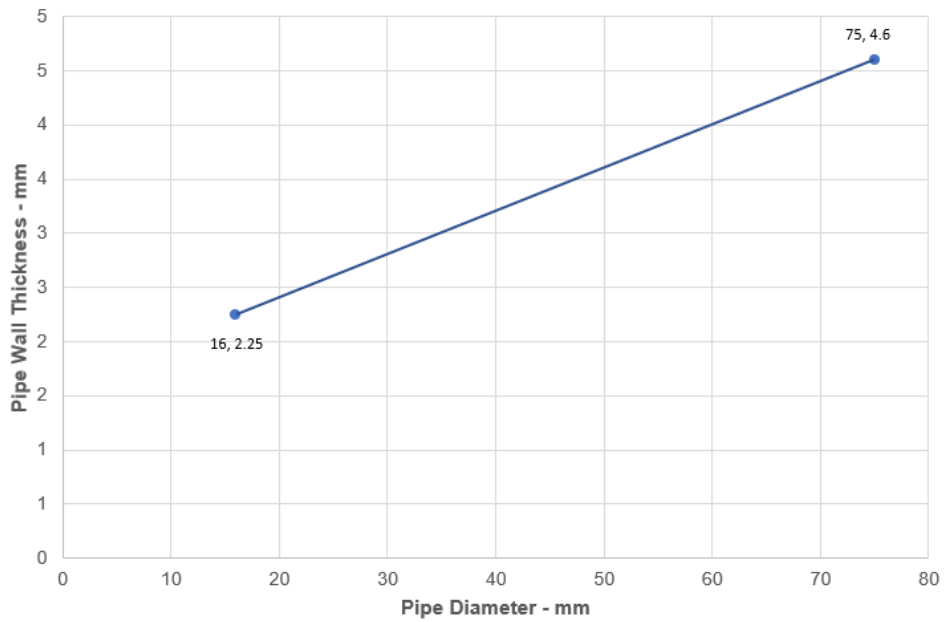
| Services | Sealant depth | Backing | Insulation | Classification |
|-----------------------------------|---------------|---|--|---------------------------------|
| Copper or steel pipe | | | | |
| 12 mm diameter/1-6 mm wall | 25 mm | 25 mm Würth FP Backing | 9 mm Elastomeric insulation minimum class B-s3,d0 | EI 120 C/C |
| 12-54 mm diameter/1-14.2 mm wall* | | | 9-13 mm Elastomeric insulation minimum class B-s3,d0 | E 120 C/C, EI 60 C/C |
| 12-54 mm diameter/1-14.2 mm wall* | | | 13-25 mm Elastomeric insulation minimum class B-s3,d0 | EI 60 C/C |
| Alupex Composite Pipe | | | | |
| 16 mm diameter/ wall* | 12.5 mm | 12.5 mm stone wool 33 kg/m ³ | 9 mm Elastomeric insulation minimum class D-s3, d0 | E 120 C/C EI 90 C/C |
| Maximum 75 mm diameter/ wall* | | | 13-24 mm Elastomeric insulation minimum class D-s3, d0 | E 90 C/C EI 60 C/C |
| | | | 25 mm Elastomeric insulation minimum class D-s3, d0 | EI 90 C/C |
| 16 mm diameter/2.25 mm wall | 25 mm | 25 mm Würth FP Backing | 9 mm Elastomeric insulation minimum class B-s3,d0 | EI 120 C/C |
| 16 mm diameter/2.25 mm wall | | | 9-25 mm Elastomeric insulation minimum class B-s3,d0 | EI 60 C/C |
| 20 mm diameter/2.5 mm wall | | | | |
| 26 mm diameter/3 mm wall | | | | |
| 32 mm diameter/3 mm wall | | | | |
| 40 mm diameter/3.5 mm wall | | | | |
| 50 mm diameter/4 mm wall | | | | |
| 63 mm diameter/4.5 mm wall | | | | |
| 75 mm diameter/4.7 mm wall | | | | |

* Typical pipe diameters shown, see below graph for intermediate sizes

Copper or Steel Pipes with Elastomeric Insulation - C/C

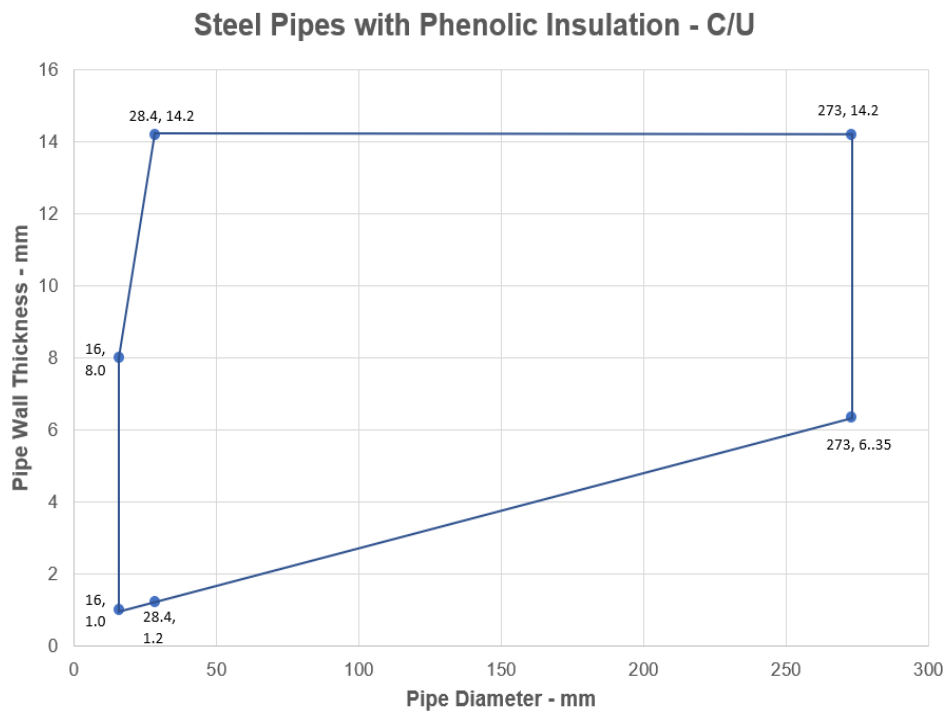


Alupex Pipes with Elastomeric Insulation - C/C



| Services | Sealant depth | Backing (minimum) | Insulation | Classification |
|------------------------------|---------------|-------------------|-------------------------------------|---------------------|
| Mild or stainless steel pipe | 25 mm | None | 15 mm thick phenolic insulation | EI 90 C/U |
| 16 mm diameter/ wall* | | | 25 mm thick phenolic insulation | E 90 C/U, EI 60 C/U |
| Maximum 273 mm/ wall* | | | 26-100 mm thick phenolic insulation | EI 60 C/U |

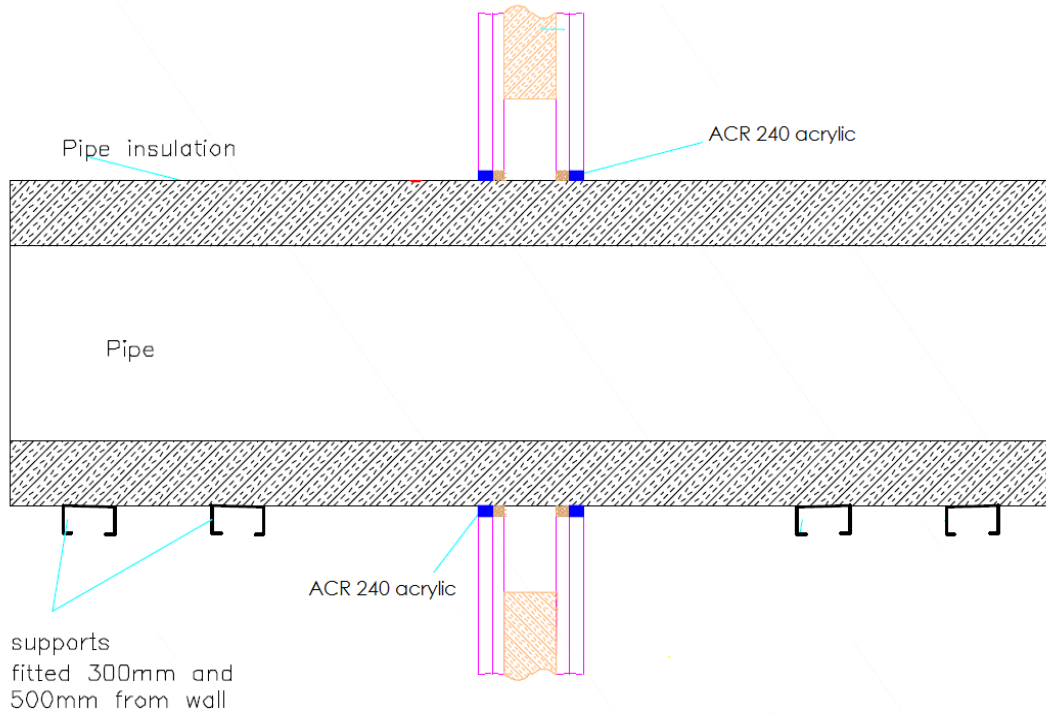
* Typical pipe diameters shown, see below graph for intermediate sizes



A.3.3 Double side penetration seal with metallic pipes

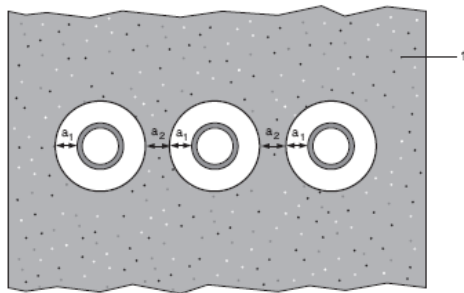
Penetration Seal: CS (Continuous Sustained) insulated metallic pipes (single) fitted at any position within the aperture, with 12.5 mm ACR 240 to both sides of the wall, backed with 12.5 mm deep stone wool insulation minimum 35 kg/m³. Minimum annular space 10 mm (A1) and minimum separation between penetration seals 30 mm (A2). Maximum seal size 300 x 300 mm / 504 mm \varnothing

Construction details:



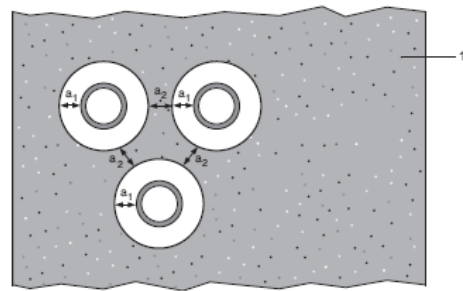
Configuration 1

Option 1



Configuration 2

Option 2



Key

1 Supporting construction

a1 Pipe / top edge of seal separation

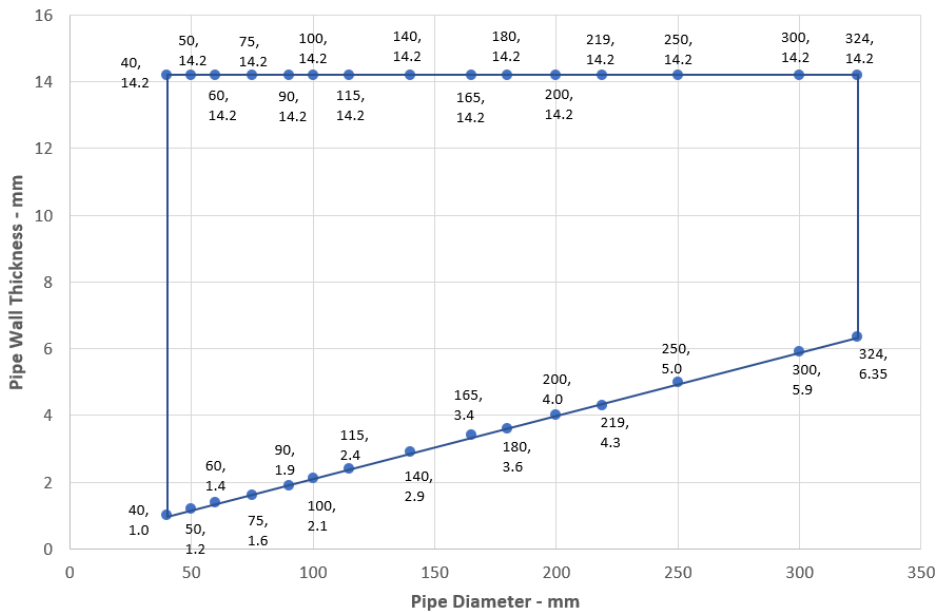
a2 Pipe / side edge of seal separation

a3 Pipe / pipe separation

A.3.3.1 Double side penetration seal with pipes

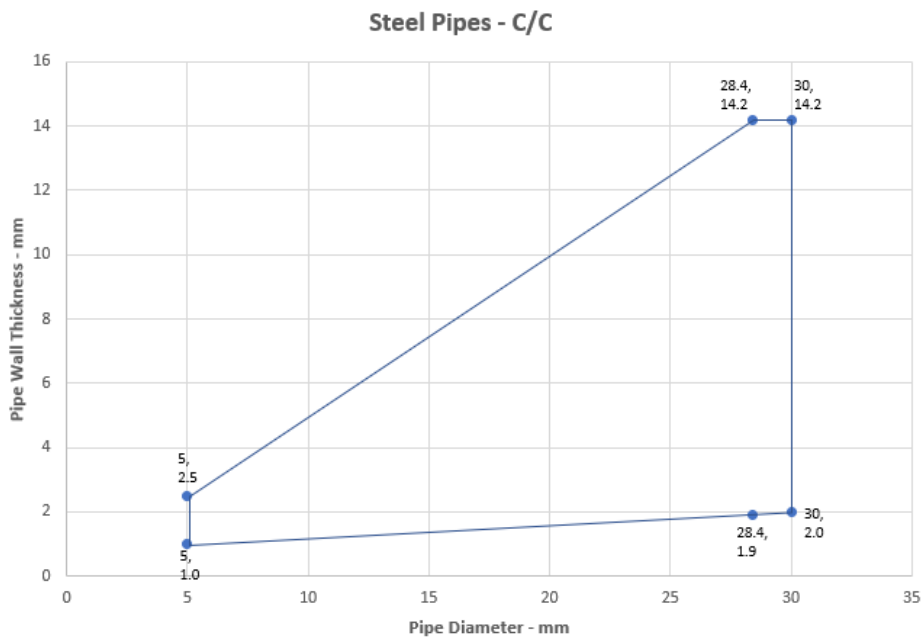
| Services | Insulation | Classification |
|-------------------------------------|--|--------------------------------------|
| Mild or stainless steel pipe | | |
| 40 mm diameter/1-14.2 mm wall | 20 mm thick stone, mineral wool min. 80 kg/m ³ | E 120 C/U EI 90 C/U |
| 40 mm diameter/1-14.2 mm wall* | 30-80 mm thick stone, mineral wool min. 80 kg/m ³ | |
| 50 mm diameter/1.2-14.2 mm wall* | | |
| 60 mm diameter/1.4-14.2 mm wall* | | |
| 75 mm diameter/1.6-14.2 mm wall* | | |
| 90 mm diameter/1.9-14.2 mm wall* | | |
| 100 mm diameter/2.1-14.2 mm wall* | | |
| 115 mm diameter/2.4-14.2 mm wall* | | |
| 140 mm diameter/2.9-14.2 mm wall* | | |
| 165 mm diameter/ 3.4-14.2 mm wall* | | |
| 180 mm diameter/ 3.6-14.2 mm wall* | | |
| 200 mm diameter/ 4.0-14.2 mm wall* | | |
| 219 mm diameter/ 4.3-14.2 mm wall* | | |
| 250 mm diameter/ 5.0-14.2 mm wall* | | |
| 300 mm diameter/ 5.9-14.2 mm wall* | | |
| 324 mm diameter/ 6.35-14.2 mm wall* | | |

Steel Pipes with Mineral Wool Insulation - C/U

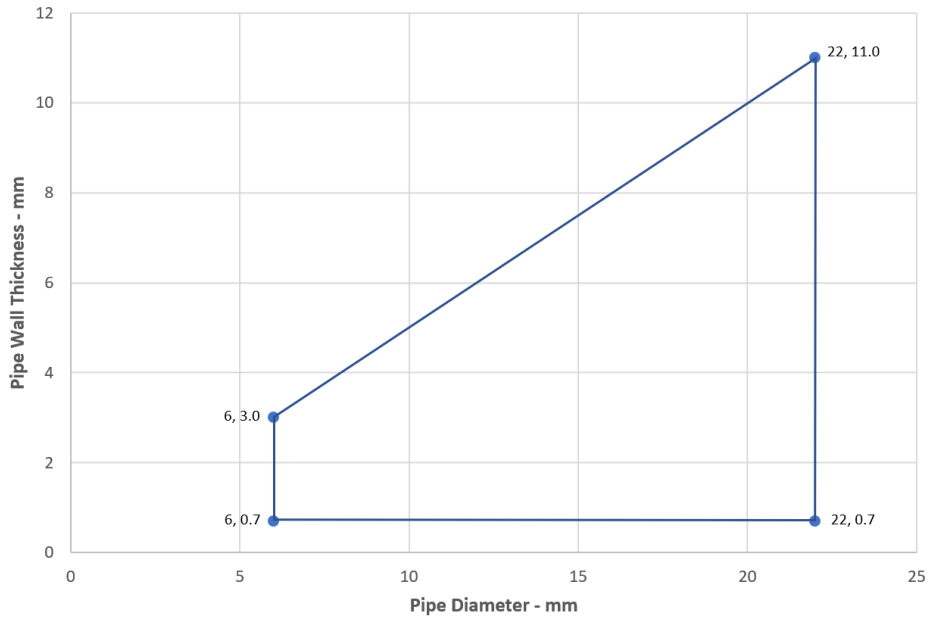


| Services | Insulation | Classification |
|---|--|----------------------|
| PEX pipe in pipe system | | |
| 15 mm diameter x 2.5 mm wall inner /25mm diameter outer | None | EI 120 C/C |
| Alupex pipe | | |
| 16-20 mm diameter/2.0 mm wall | None | EI 120 C/C |
| 16-75 mm diameter/2.25-4.6 mm | 20-50 mm thick glass wool or stone, mineral wool min. 75 kg/m ³ | EI 120 C/C |
| Mild or Stainless Steel pipe | | |
| 4 mm diameter/1.0-2.0 mm wall | None | EI 90 C/C |
| 5-30 mm diameter/1.0-14.2 mm wall* | | |
| 30 mm diameter/2.0-14.2 mm wall | | EI 120 C/U |
| Copper or Steel pipe | | |
| 6-12 mm diameter/0.7-6.0 mm wall* | None | E 90 C/C, EI 60 C/C |
| 13-22 mm diameter/0.7-11 mm wall* | | E 90 C/C, EI 30 C/C |
| 12-54 mm diameter/0.9-14.2 mm wall* | 20-80 mm thick stone, mineral wool min. 80 kg/m ³ | E 120 C/C, EI 60 C/C |

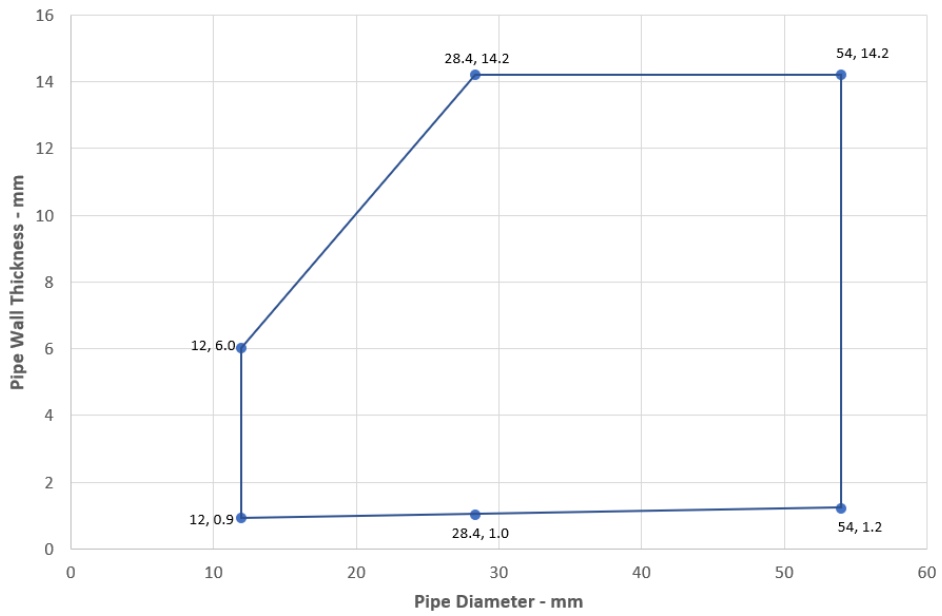
* See below graphs for interpolated pipe sizes



Copper or Steel Pipes - C/C



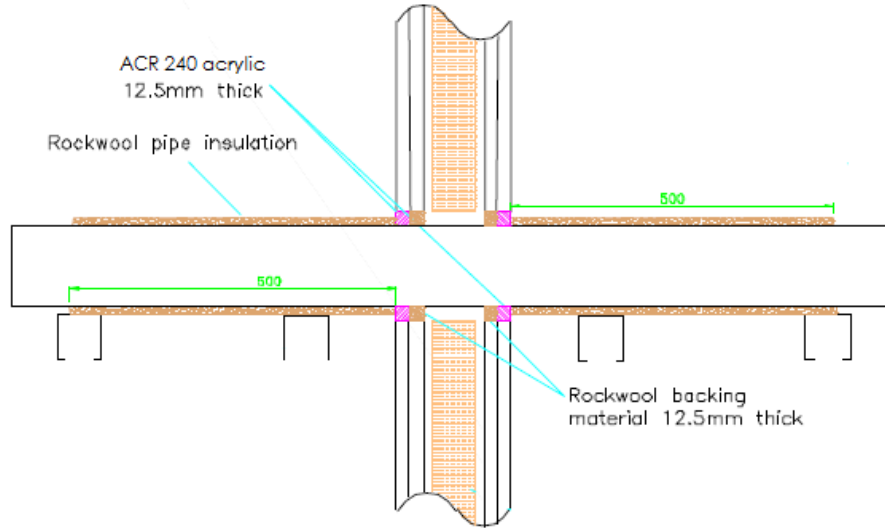
Copper or Steel Pipes with Mineral Wool Insulation - C/C



A.3.4 Double side penetration seal with composite pipes

Penetration Seal: CI (Continuous Interrupted) or CS (Continuous Sustained) insulated composite pipes (single) fitted at any position within the aperture, with ACR 240 to both sides of the wall, minimum 10 mm seal width around service, maximum seal size 300 x 300 mm, backed with stonewool.

Construction details:



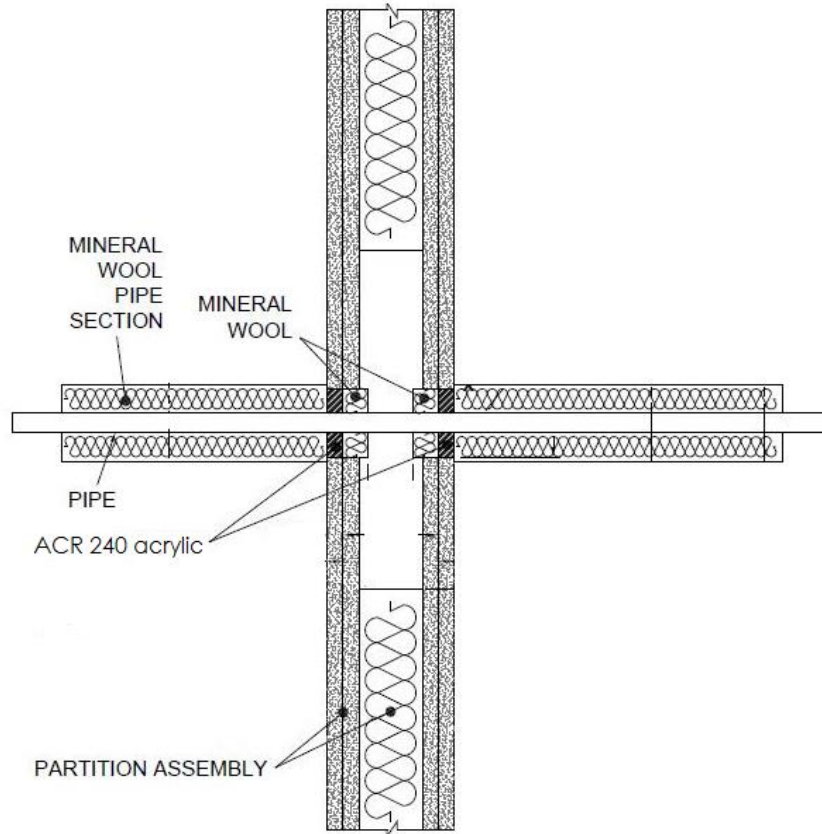
A.3.4.1

| Services | Sealant depth | Backing (minimum) | Insulation (minimum) | Classification |
|-----------------------------|---------------|---|---|-------------------|
| Alupex Composite Pipe | 12.5 mm | 12.5 mm stonewool 40 kg/m ³ | 20 mm stonewool 80 kg/m ³ , 500 mm length from both sides of the seal | EI 120 C/C |
| 16 mm diameter/2.25 mm wall | | | | |
| 20 mm diameter/2.5 mm wall | | | | |
| 26 mm diameter/3 mm wall | | | | |
| 32 mm diameter/3 mm wall | | | | |
| 40 mm diameter/3.5 mm wall | | | | |
| 50 mm diameter/4 mm wall | | | | |
| 63 mm diameter/4.5 mm wall | | | | |
| 75 mm diameter/4.7 mm wall | | | | |

A.3.5 Double side penetration seal with metallic (and composite) pipes

Penetration Seal: LI (Local Interrupted) of minimum length stated below or CI (Continuous Interrupted) insulated metallic pipes and composite (single) fitted at any position within the aperture, with ACR 240 to both sides of the wall, min. 10 mm seal width around service, backed with stone wool insulation or 'Würth FP Backing'.

Construction details:



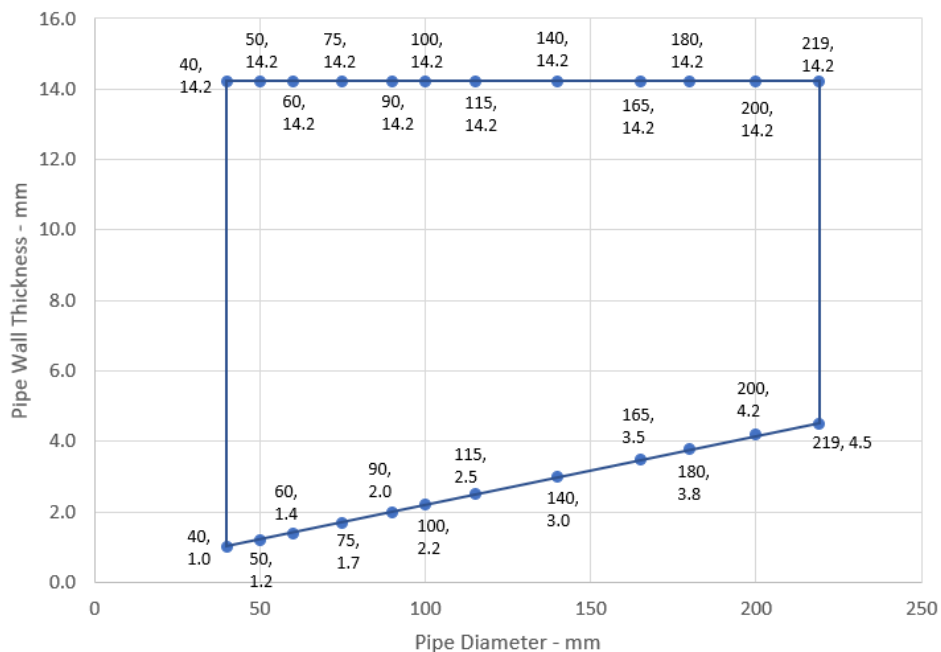
A.3.5.1

| Services | Sealant depth | Backing (minimum) | Insulation (minimum) | Classification |
|--|---------------|--|--|-------------------|
| Maximum aperture size 300 x 300 mm | | | | |
| Copper or steel pipe up to 54 mm diameter/1-14.2 mm wall | 12.5 mm | 20 mm Stone wool 40 kg/m ³ | 500 mm length of 20 mm stone wool 80 kg/m ³ | EI 120 C/U |
| Alupex composite pipe 75 mm diameter/7.5 mm wall | | 20 mm Stone wool 140 kg/m ³ | 600 mm length of 25 mm Würth FP Backing | EI 60 C/U |

| Services | Sealant depth | Backing (minimum) | Insulation (minimum) | Classification |
|---|---------------|---|--|-----------------------------|
| Mild or stainless steel pipe | | | | |
| Maximum aperture size 300 x 300 mm | | | | |
| 40 mm diameter/1-14.2 mm wall | 12.5 mm | 20mm Stone wool 40 kg/m ³ | 500 mm length of 20 mm stone wool 80 kg/m ³ | EI 120 C/U |
| 40 mm diameter/1-14.2 mm wall* | | | 500 mm length of 30 mm stone wool 80 kg/m ³ | |
| 50 mm diameter/1.2-14.2 mm wall* | | | | |
| 60 mm diameter/1.4-14.2 mm wall* | | | | |
| 75 mm diameter/1.7-14.2 mm wall* | | | | |
| 90 mm diameter/2-14.2 mm wall* | | | | |
| 100 mm diameter/2.2-14.2 mm wall* | | | | |
| 115 mm diameter/2.5-14.2 mm wall* | | | | |
| 140 mm diameter/3-14.2 mm wall* | 12.5 mm | 20mm Stone wool 40 kg/m ³ | 500 mm length of 30 mm stone wool 80 kg/m ³ | E 120 C/U, EI 90 C/U |
| 165 mm diameter/3.5-14.2 mm wall* | | | | |
| 180 mm diameter/3.8-14.2 mm wall* | | | | |
| 200 mm diameter/4.2-14.2 mm wall* | | | | |
| 219 mm diameter/4.5-14.2 mm wall* | | | | |

* Typical pipe diameters shown, see below graph for intermediate sizes

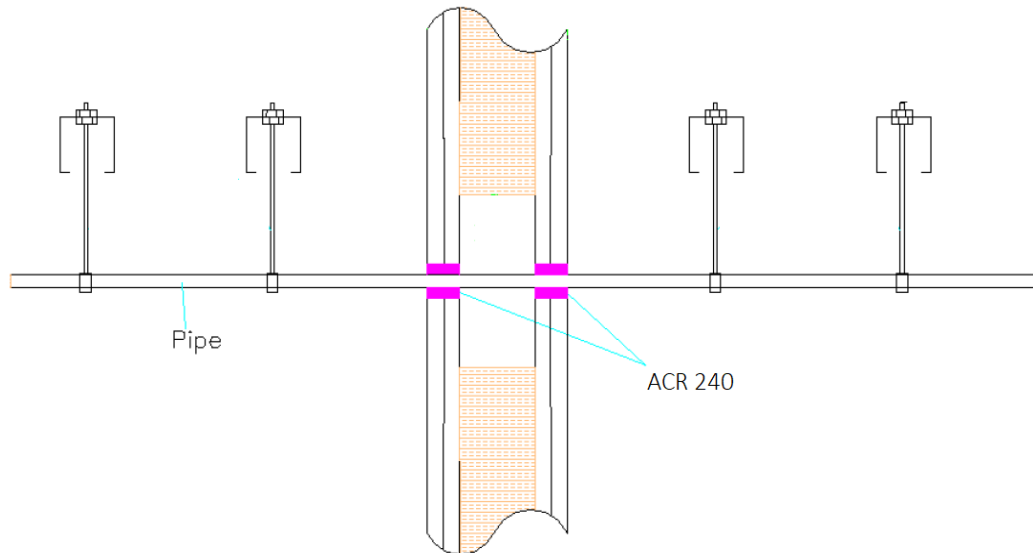
Steel Pipes with Mineral Wool Insulation - C/U



A.3.6 Double side penetration seal with plastic pipes

Penetration Seal: Combustible pipes (single) fitted at any position within the aperture, with ACR 240 to both sides of the wall, Minimum annular space 10 mm and minimum separation between penetration seals 30 mm (A2).

Construction details:

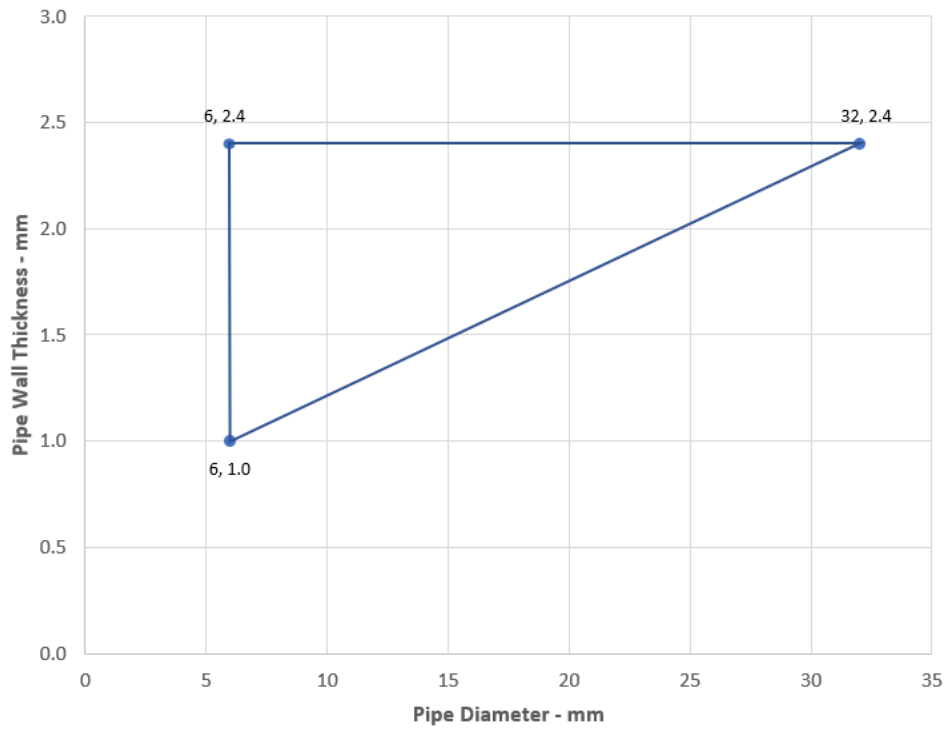


A.3.6.1

| Pipe material | Sealant depth | Pipe size | Maximum Annular space | Classification | |
|--|--|---|-----------------------|----------------------|------------|
| PVC-U pipe according to EN 1329-1, EN 1452-1 and EN 1453-1, PVC-C according to EN 1566-1 | 25 mm | 6-32 mm \varnothing /1.0-2.4 mm wall* | 10 mm | EI 120 U/C | |
| | | | 30 mm | E 120 U/C, EI 90 U/C | |
| 6-32 mm \varnothing /1.0-1.6 mm wall | | EI 120 C/C | | | |
| PP pipe according to EN 1451-1 or DIN 8077/8078 | | 20 mm \varnothing /2.2 mm wall | | EI 120 U/C | |
| | | 20 mm \varnothing /2.2-4.4 mm wall | | EI 60 U/C | |
| PE pipe according to EN 1519-1, EN 12201-2 and EN 12666-1, ABS according to EN 1455-1 and pipes made from SAN+PVC according to EN 1565-1 | | 20-32 mm \varnothing /1.8-4.4 mm wall | | 30 mm | EI 60 C/C |
| | | 20 mm \varnothing /2.0 mm wall | | 30 mm | EI 120 U/C |
| Uponor Wirsbo PEX pipe in pipe system according to ISO 15875 | | 20-32 mm \varnothing /2.0-3.0 mm wall | 30 mm | EI 90 C/C | |
| | Diameter up to 54 mm/0.4 mm wall thickness (outer pipe), 28 mm diameter/4.0 mm wall thickness (inner pipe) | 30 mm | E 60 C/C, EI 45 C/C | | |

* See below graphs for interpolated pipe sizes

PVC-U Pipes - U/C

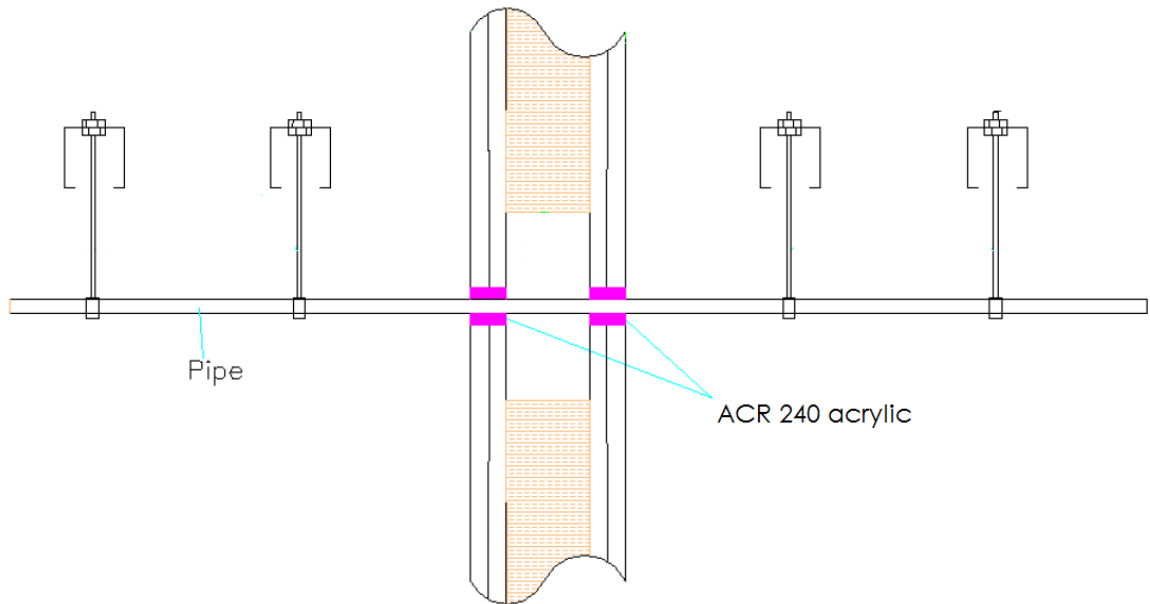


A.4 Flexible and rigid wall constructions according to 2.2) with wall thickness of minimum 120 mm

A.4.1 Double side penetration seal with cables

Penetration Seal: Non-insulated metallic pipes (single) fitted at any position within the aperture, with 15 mm deep ACR 240 to both sides of the wall, backed with stone wool insulation.

Construction details:



A.4.1.1

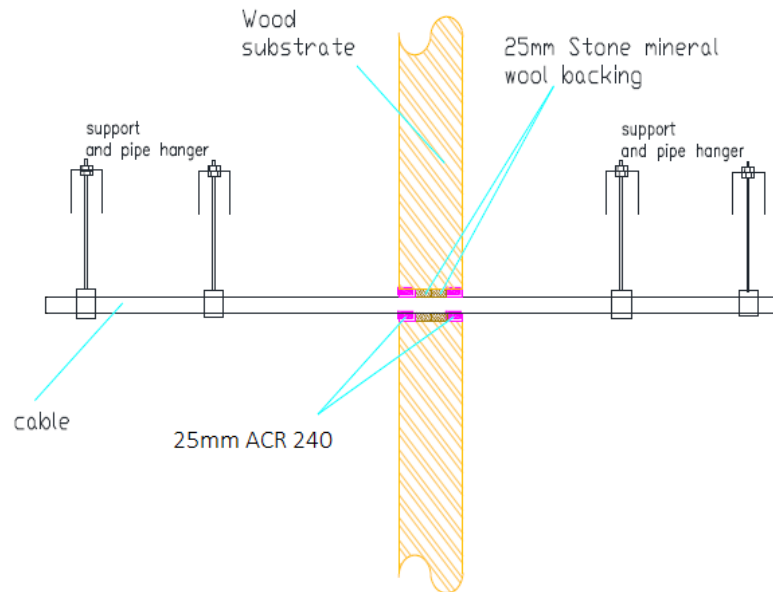
| Services | Sealant depth | Backing | Classification |
|---------------------------------------|---------------|------------------|-----------------------------|
| Mild or stainless steel pipe | | | |
| 30 -324 mm diameter /1.6-14.2 mm wall | 15 mm | 15 mm stone wool | E 120 C/U |
| Copper or steel pipe | | | |
| 12 -54 mm diameter /0.9-14.2 mm wall | 15 mm | 15 mm stone wool | E 120 C/C |
| Alupex Pipe | | | |
| 16-75 mm diameter/2.0-4.6 mm wall | 15 mm | 15 mm stone wool | E 120 C/C, EI 30 C/C |

A.5 Timber wall constructions with wall thickness of minimum 100 mm

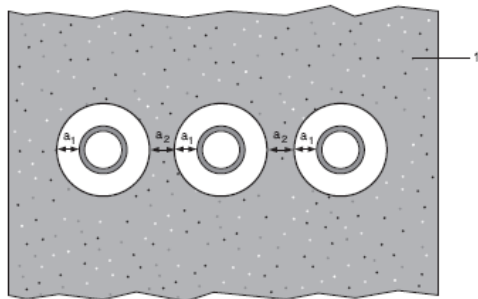
A.5.1 Double side penetration seal with cables

Penetration Seal: Cables fitted at any position within the aperture, sealed with ACR 240, minimum 25 mm deep to both sides of the wall and backed with stone wool insulation (minimum 33kg/m³), minimum 25 mm deep. Minimum annular space 10 mm (a1) and minimum separation between penetration seals 0 mm (a2).

Construction details:



Configuration 1



Key

- 1 Supporting construction
- a1 Pipe / edge of seal separation (annular space)
- a2 Separation between penetration seals

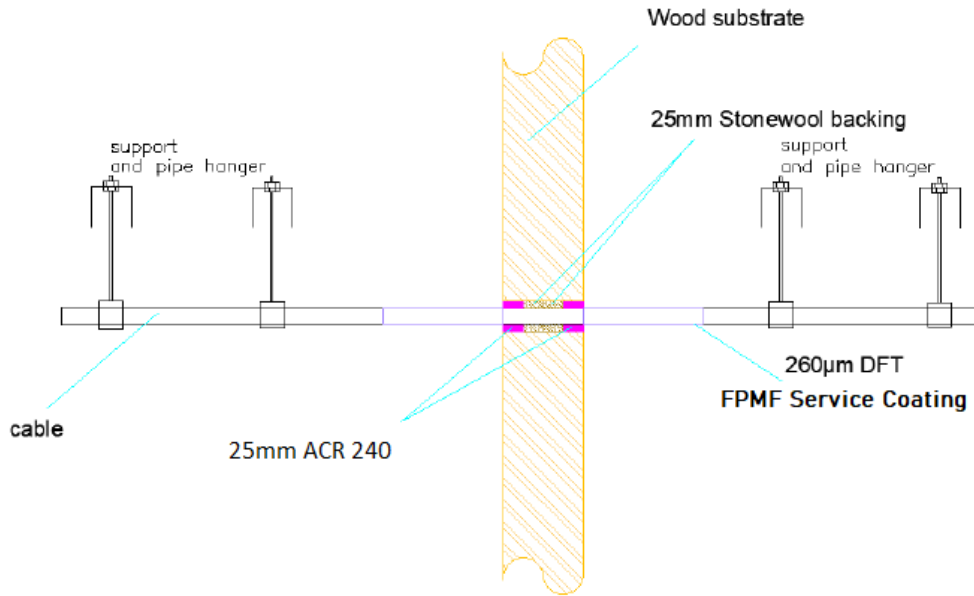
A.5.1.1

| Services | Sealant depth | Backing | Maximum aperture | Classification |
|---|---------------|--|------------------|----------------|
| None (blank) | 25 mm | Stone wool 25 mm deep min. 33kg/m ³ | Ø 180 mm | EI 120 |
| Cables up to 14 mm Ø, single or in bundles up to 100 mm Ø | | | | EI 90 |
| Cables up to 21 mm Ø, single or in bundles up to 100 mm Ø | | | | E 90, EI 30 |
| Cables up to 50 mm Ø, single or in bundles up to 100 mm Ø | | | | E 90, EI 30 |
| Telecom cables up to 14 mm Ø, single or in bundles up to 100 mm Ø | | | | E 90, EI 60 |

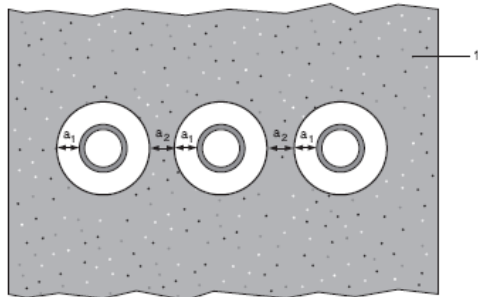
A.5.2 Double side penetration seal with cables and FPMF Service Coating

Penetration Seal: Cables fitted at any position within the aperture with FPMF Service Coating, sealed with ACR 240, minimum 25 mm deep to both sides of the wall and backed with stone wool insulation (minimum 33kg/m³), minimum 25 mm deep. Minimum annular space 10 mm (a1) and minimum separation between penetration seals 0 mm (a2).

Construction details:



Configuration 1



Key

- 1 Supporting construction
- a1 Pipe / edge of seal separation (annular space)
- a2 Separation between penetration seals

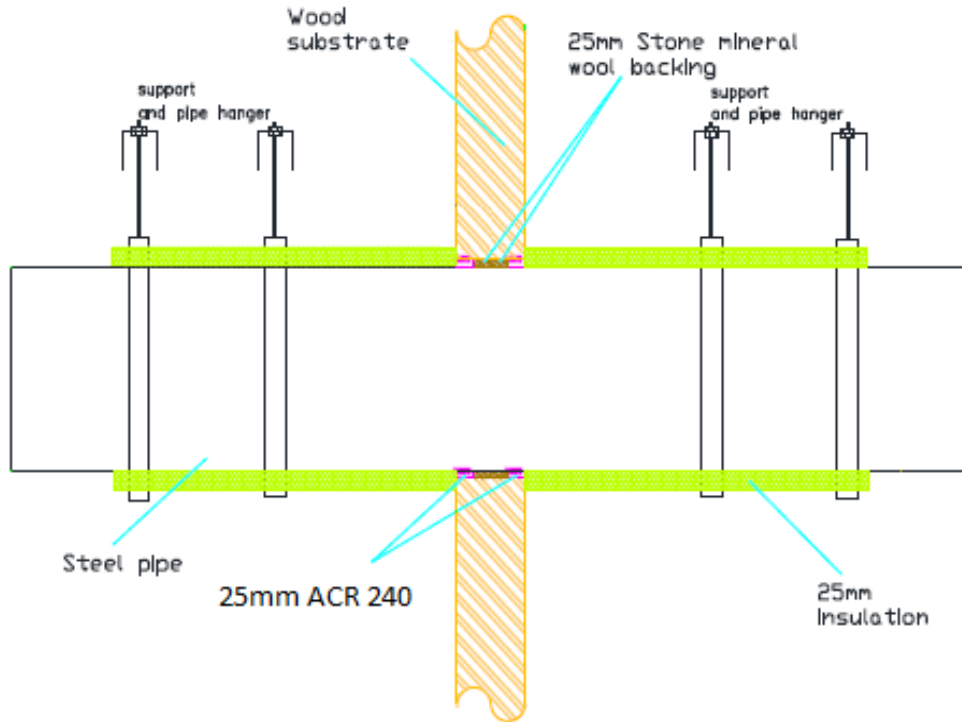
A.5.2.1

| Services | Sealant depth | Backing | Maximum aperture | Insulation, minimum | Classification |
|---|---------------|--|------------------|---|----------------|
| None (blank) | 25 mm | Stone wool 25 mm deep min. 33kg/m ³ | Ø 180 mm | FPMF Service Coating, 260-micron DFT extending 150 mm from both sides of the seal | EI 120 |
| Cables up to 21 mm Ø, single | | | | | EI 90 |
| Cables up to 50 mm Ø, single or in bundles up to 100 mm Ø | | | | | E 90, EI 60 |

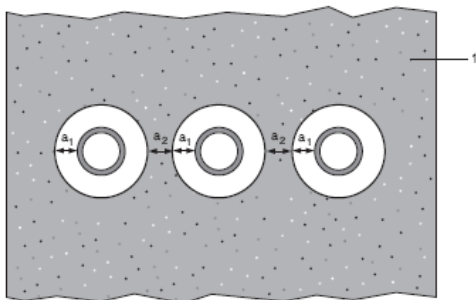
A.5.3 Double side penetration seal with metallic pipes

Penetration Seal: 500 mm (min.) LI (Local Interrupted) or CI (Continuous Interrupted) insulated metallic pipes and composite pipes (single) with glass wool or stone, mineral wool min. 75 kg/m³, fitted at any position within the aperture, with ACR 240 to both sides of the wall, backed with stone wool insulation (minimum 33kg/m³), minimum 25 mm deep. Minimum annular space 10 mm (a1) and minimum separation between penetration seals 0 mm (a2).

Construction details:



Configuration 1



Key

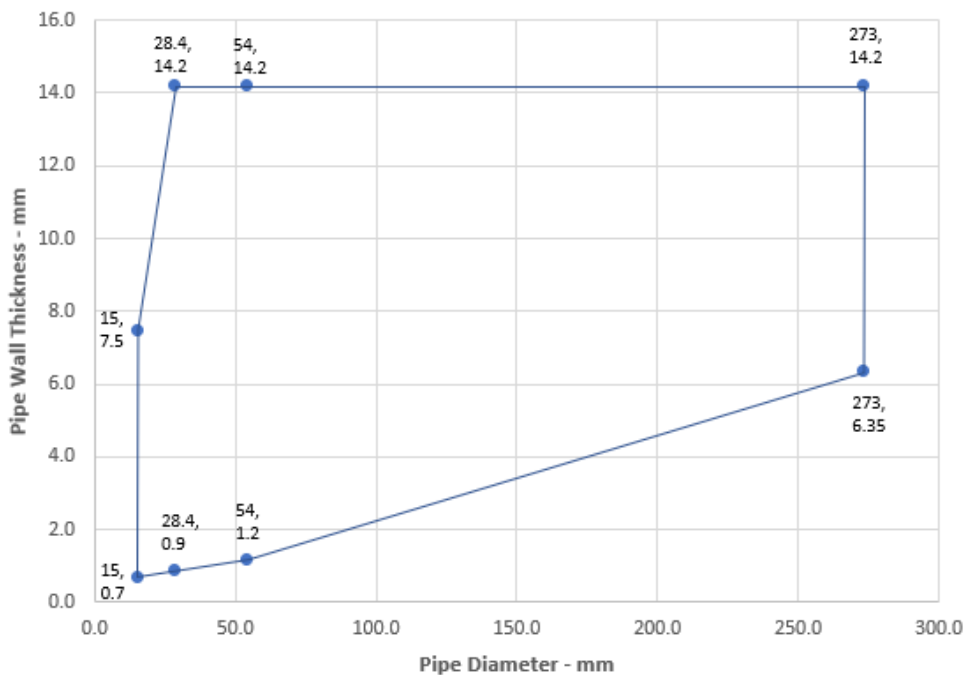
- 1 Supporting construction
- a1 Pipe / edge of seal separation (annular space)
- a2 Separation between penetration seals

A.5.3.1

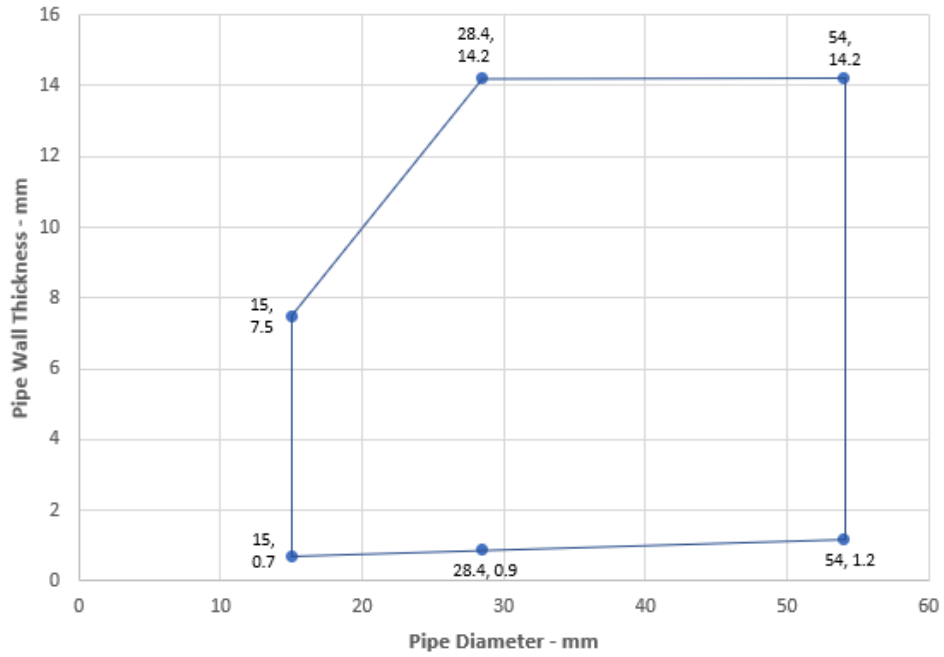
| Services | Maximum aperture | Sealant depth | Backing | Insulation, minimum | Classification |
|---|------------------|---------------|--|---|----------------------------|
| Mild or stainless steel pipe | | | | | |
| Maximum 273 mm diameter /6.35-14.2 mm wall* | Ø 293 mm | 25 mm | Stone wool 25 mm deep min. 33kg/m ³ | 25 mm glass wool or stone, mineral wool min. 75 kg/m ³ , 500 mm length from both sides of the seal | E 90 C/C, EI 60 C/C |
| Copper or steel pipe | | | | | |
| Maximum 54 mm diameter /1.2-14.2 mm wall* | Ø 180 mm | 25 mm | Stone wool 25 mm deep min. 33kg/m ³ | 20 mm glass wool or stone, mineral wool min. 75 kg/m ³ , 500 mm length from both sides of the seal | E 90 C/C, EI 60 C/C |
| Alupex Pipe | | | | | |
| Maximum 75 mm diameter/wall 2.25-4.6 mm wall* | Ø 180 mm | 25 mm | Stone wool 25 mm deep min. 33kg/m ³ | 25 mm glass wool or stone, mineral wool min. 75 kg/m ³ , 500 mm length from both sides of the seal | EI 90 C/C |

* Typical pipe diameters shown, see below graph for intermediate sizes

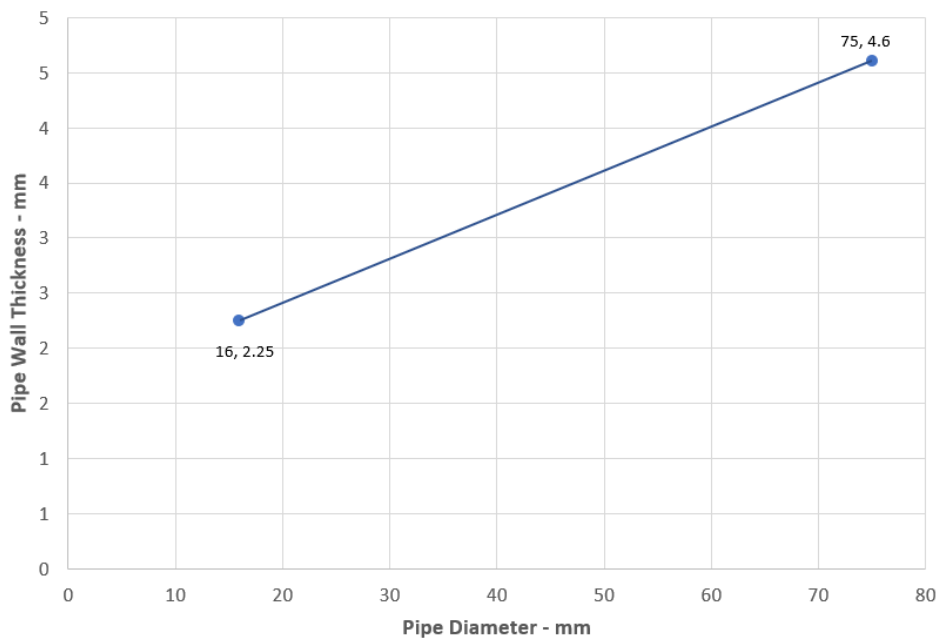
Steel Pipes with Glass Wool or Mineral Wool Insulation - C/C



Copper or Steel Pipes with Glass Wool or Mineral Wool Insulation - C/C



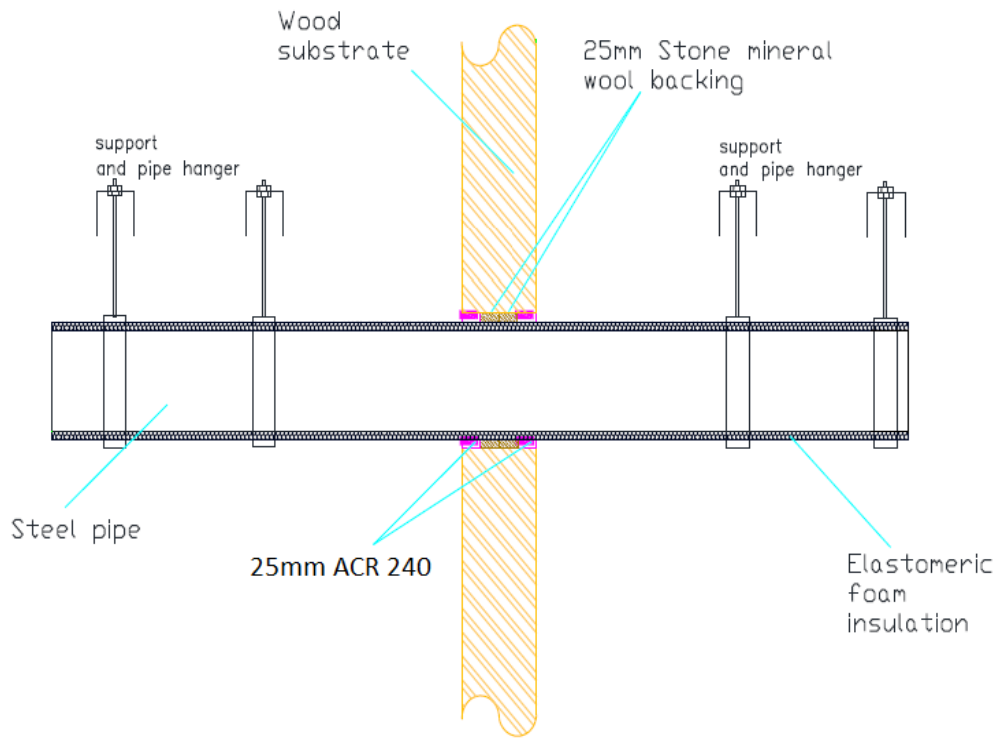
Alupex Pipes with Glass Wool or Mineral Wool Insulation - C/C



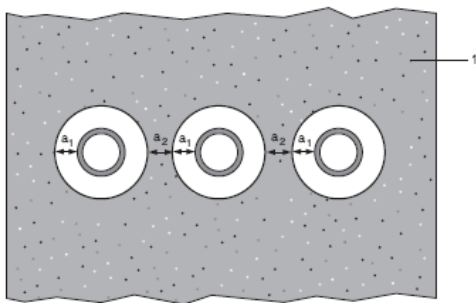
A.5.4 Double side penetration seal with metallic pipes

Penetration Seal: CS (Continuous Sustained) insulated metallic pipes (single) fitted at any position within the aperture, with ACR 240 to both sides of the wall, min. 10 mm seal width around service, backed with stone, mineral wool min. 33 kg/m³. Minimum annular space 10 mm and maximum 30 mm (a1), and minimum separation between penetration seals 0 mm (a2).

Construction details:



Configuration 1



Key

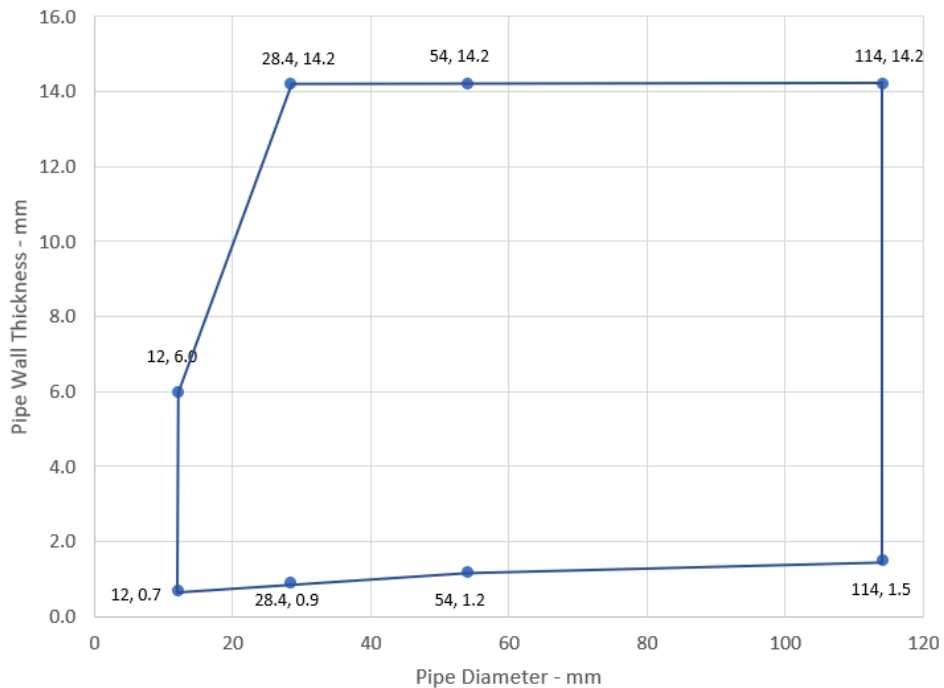
- 1 Supporting construction
- a1 Pipe / edge of seal separation (annular space)
- a2 Separation between penetration seals

A.5.4.1

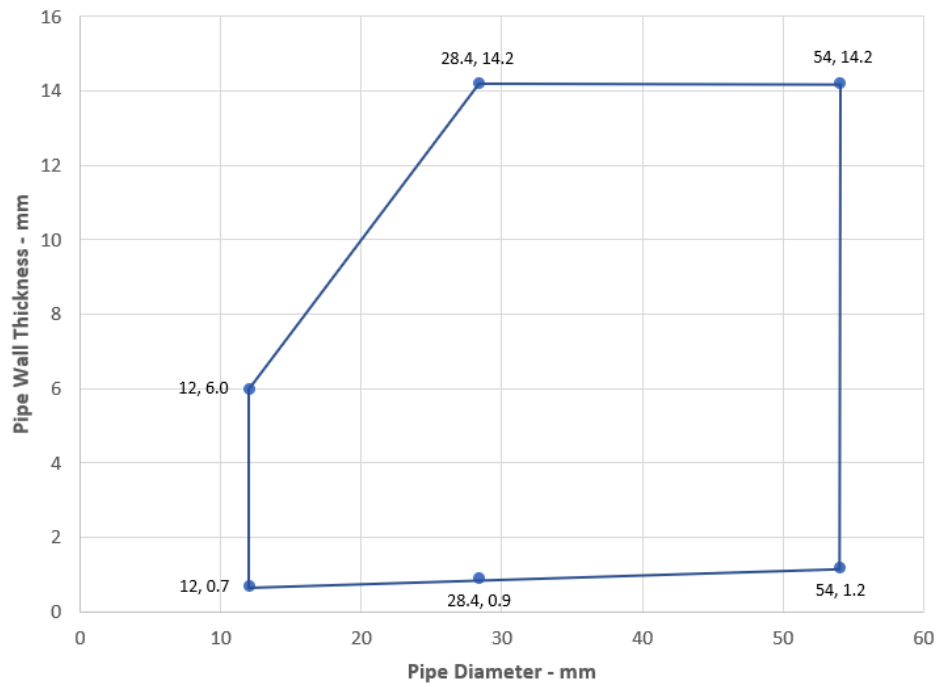
| Services | Sealant depth | Backing | Insulation, minimum | Classification |
|--|---------------|--|--|----------------------------|
| Mild or stainless steel pipe | | | | |
| Maximum 114 mm diameter /1.5-14.2 mm wall* | 25 mm | Stone wool 25 mm deep min. 33kg/m ³ | 9-25 mm Elastomeric insulation minimum class D-s3, d0 | EI 30 C/U |
| Copper or steel pipe | | | | |
| Maximum 12 mm diameter /0.7-6 mm wall* | 25 mm | Stone wool 25 mm deep min. 33kg/m ³ | 9 mm Elastomeric insulation minimum class D-s3, d0 | E 90 C/C, EI 60 C/C |
| Maximum 54 mm diameter /1.2-14.2 mm wall* | | | 10-25 mm Elastomeric insulation minimum class D-s3, d0 | E 60 C/C, EI 30 C/C |
| Maximum 54 mm diameter /1.2-14.2 mm wall* | | | | E 30 C/C, EI 20 C/C |
| Alupex Pipe | | | | |
| Maximum 16 mm diameter/wall 2.25 mm wall* | 25 mm | Stone wool 25 mm deep min. 33kg/m ³ | 9 mm Elastomeric insulation minimum class D-s3, d0 | EI 90 C/C |
| Maximum 75 mm diameter/wall 4.6 mm wall* | | | 10-25 mm Elastomeric insulation minimum class D-s3, d0 | E 60 C/C, EI 45 C/C |
| Maximum 75 mm diameter/wall 4.6 mm wall* | | | | EI 45 C/C |

* Typical pipe diameters shown, see below graph for intermediate sizes

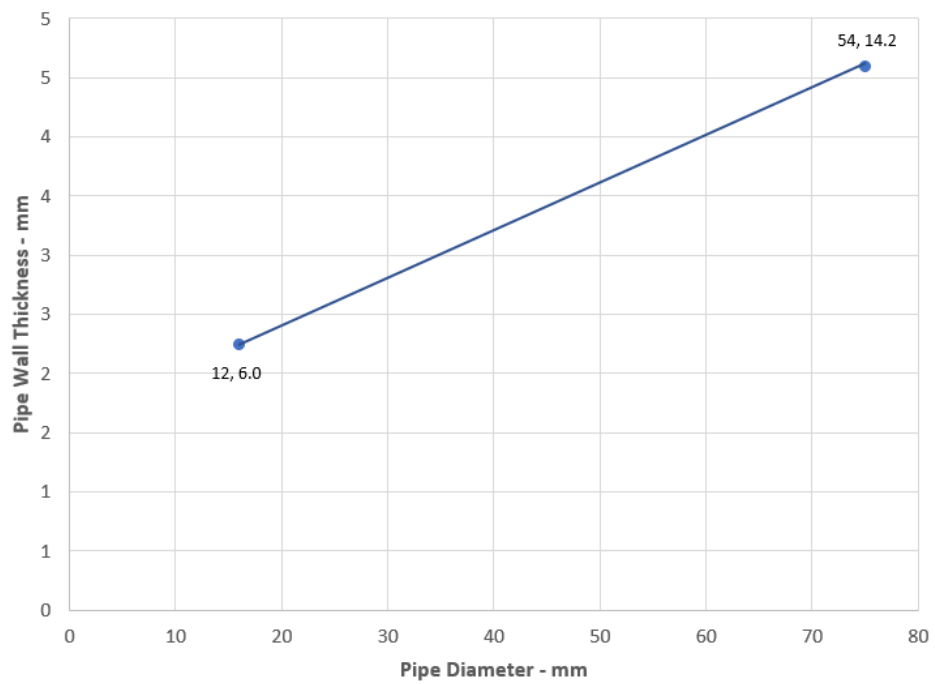
Steel Pipes with Elastomeric Insulation - C/C



Copper or Steel Pipes with Elastomeric Insulation - C/C



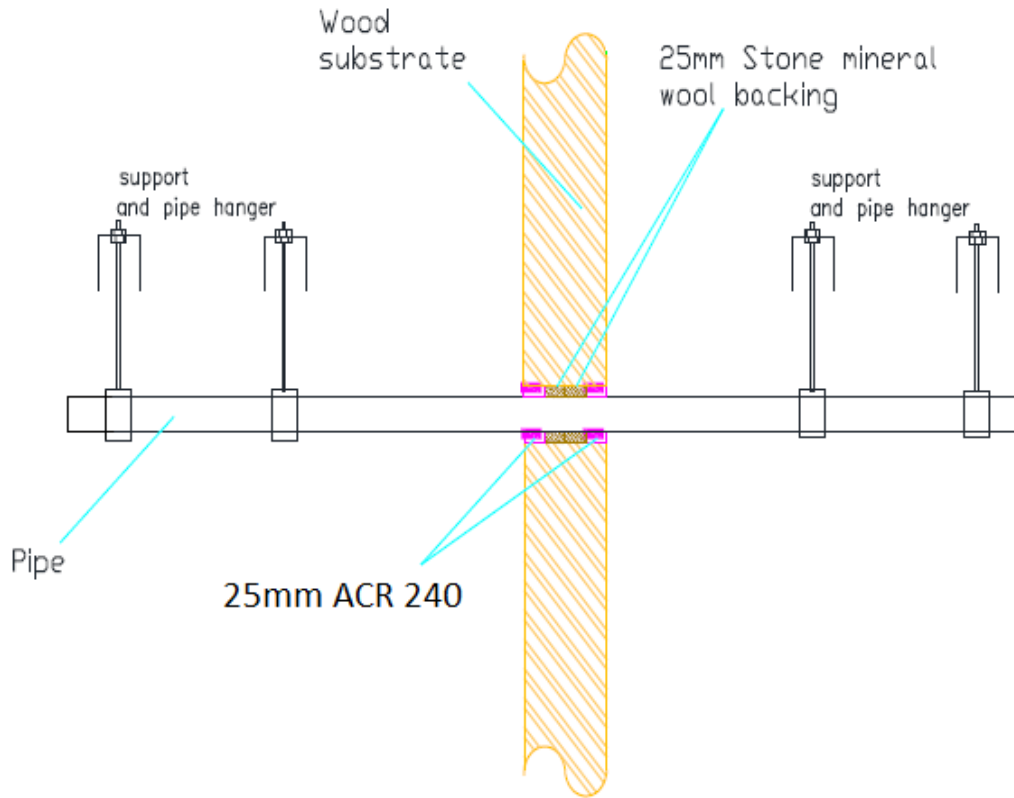
Alupex Pipes with Elastomeric Insulation - C/C



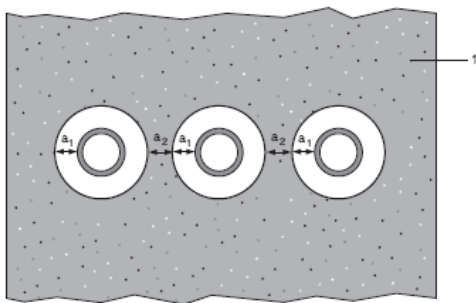
A.5.5 Double side penetration seal with plastic pipes and composite pipes

Penetration Seal: Plastic and composite pipes (single) fitted at any position within the aperture, with ACR 240 to both sides of the wall, backed with stone, mineral wool min. 33 kg/m³. Minimum annular space 10 mm and maximum 30 mm (a1) and minimum separation between penetration seals 0 mm (a2).

Construction details:



Configuration 1



Key

1 Supporting construction

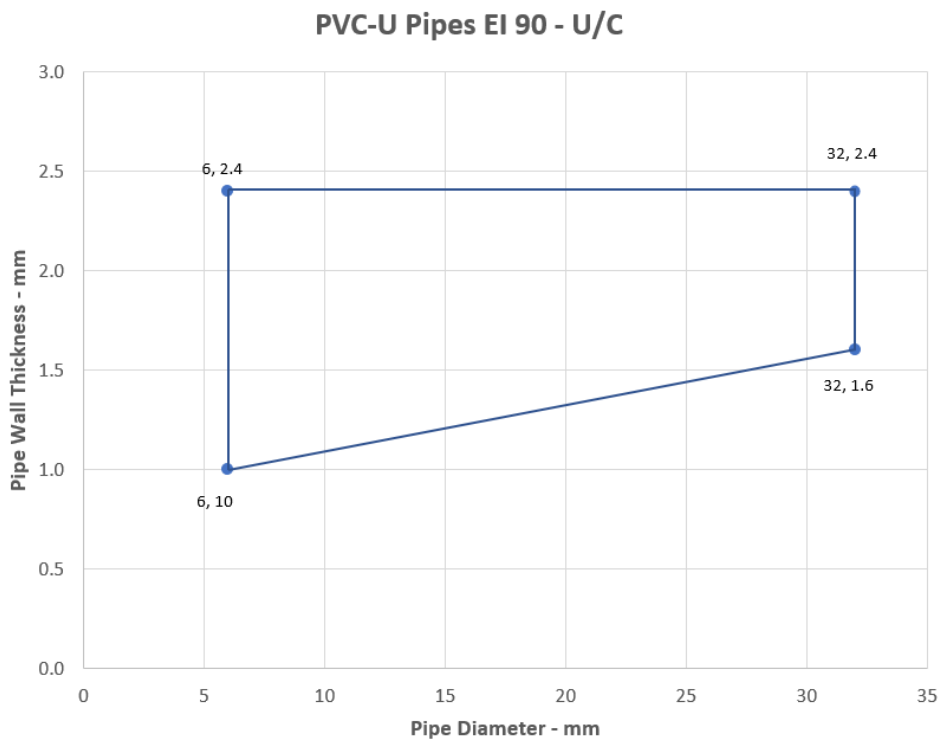
a1 Pipe / edge of seal separation (annular space)

a2 Separation between penetration seals

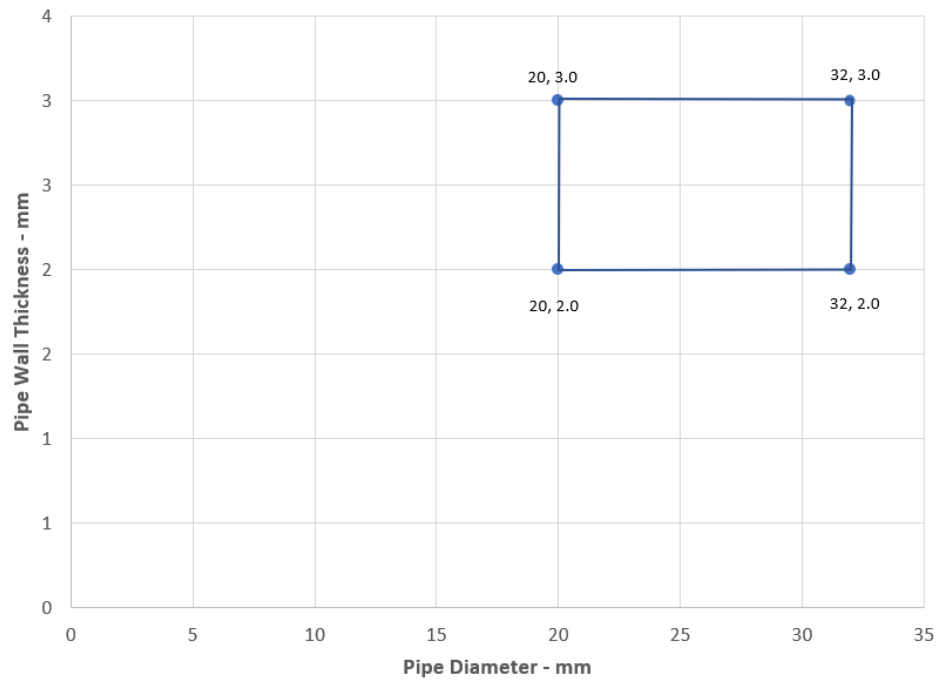
A.5.5.1

| Services | Sealant depth | Backing | Classification |
|--|---------------|--|------------------|
| PVC-U pipe according to EN 1329-1, EN 1452-1 and EN 1453-1, PVC-C according to EN 1566-1 | | | |
| Maximum 32 mm diameter/1.0-2.4 mm wall* | 25 mm | Stone wool 25 mm deep min. 33kg/m ³ | EI 90 U/C |
| PE pipe according to EN 1519-1, EN 12201-2 and EN 12666-1, ABS according to EN 1455-1 and pipes made from SAN+PVC according to EN 1565-1 | | | |
| Maximum 32 mm diameter/2.0-3.0 mm wall* | 25 mm | Stone wool 25 mm deep min. 33kg/m ³ | EI 90 U/C |
| PP pipe according to EN 1451-1 or DIN 8077/8078 | | | |
| Maximum 32 mm diameter/1.8-4.4 mm wall* | 25 mm | Stone wool 25 mm deep min. 33kg/m ³ | EI 90 U/C |
| PEX pipe in pipe system | | | |
| 25 mm diameter outer /15 mm diameter x 2.5 mm wall inner | 25 mm | Stone wool 25 mm deep min. 33kg/m ³ | EI 90 C/C |

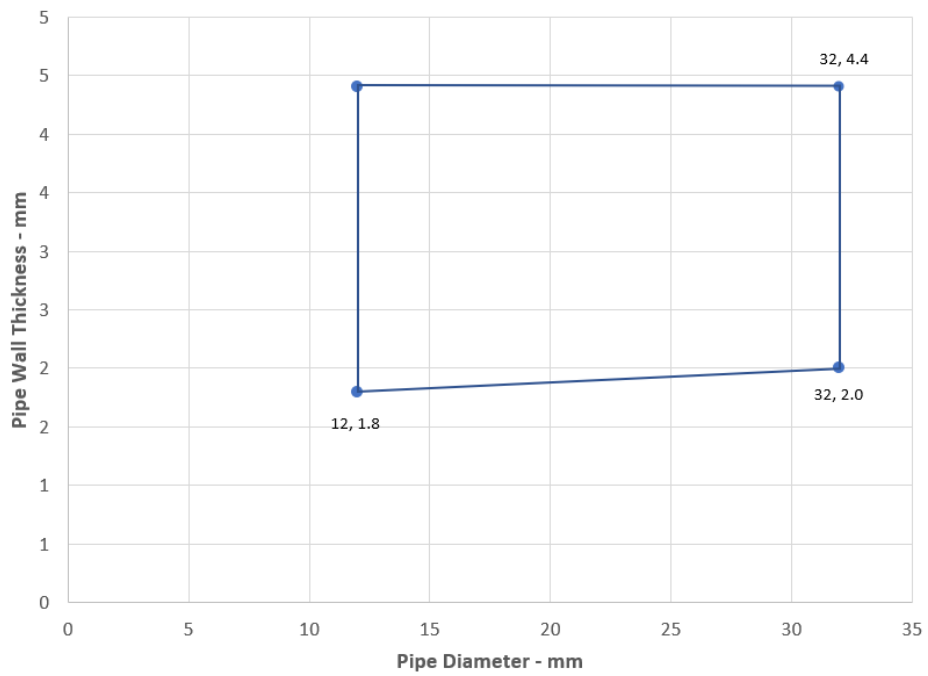
* Typical pipe diameters shown, see below graph for intermediate sizes



PE Pipes EI 90 - U/C



PP Pipes EI 90 - U/C

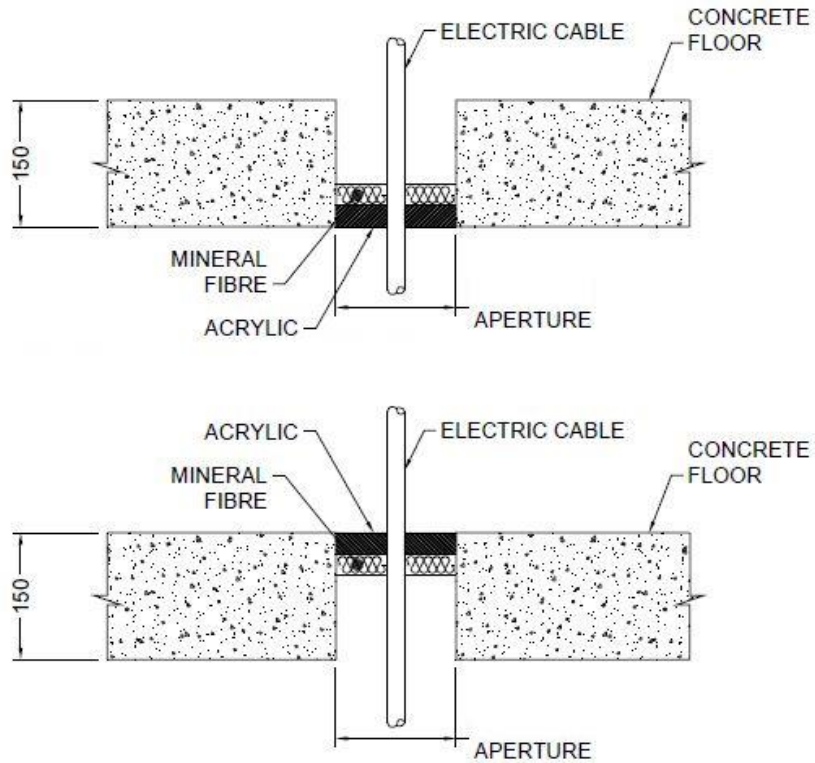


A.6 Rigid floor constructions according to 1.2.1 with floor thickness of minimum 150 mm

A.6.1 Single side penetration seal with cables

Penetration Seal: Cables (single) fitted at any position within the aperture, min. 10 mm from the edges, with ACR 240 to either side of the floor (or at any position in between), backed with Würth FP Backing.

Construction details:



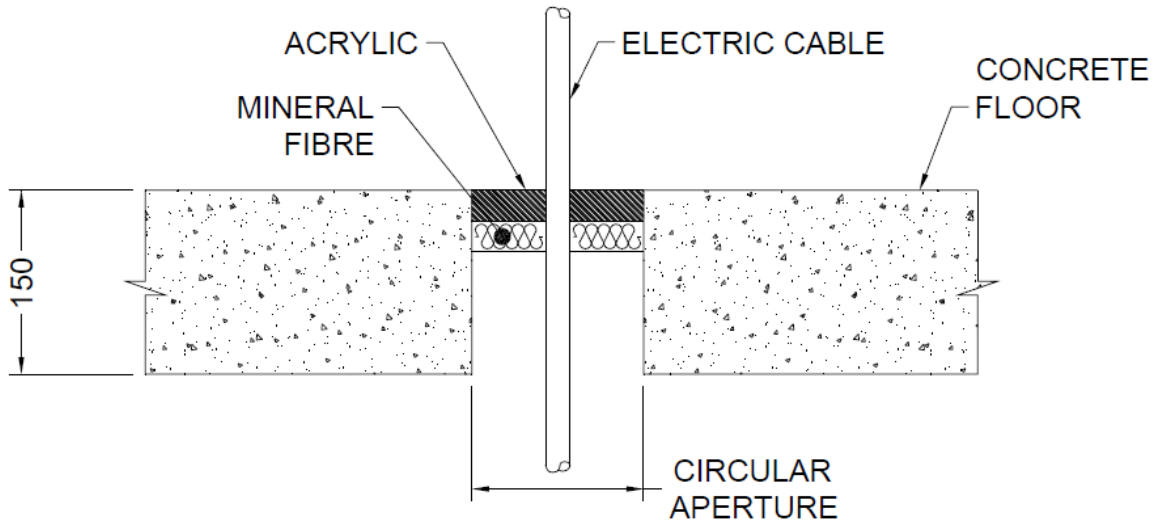
A.6.1.1

| Services | Sealant depth | Backing (minimum) | Aperture (maximum) | Classification |
|--|---------------|-----------------------------|--------------------------------------|---------------------|
| Single electrical cables up to 21 mm \varnothing | 25 mm | Würth FP Backing 25 mm deep | 82 mm \varnothing or 100 x 1000 mm | E 120, EI 60 |

A.6.2 Single side penetration seal with cables

Penetration Seal: Cables fitted with ACR 240 to the top side of the floor, backed with stone wool insulation minimum 35kg/m³ or Würth FP Backing. Maximum seal size of 300 x 300 mm and minimum separation between cables and the edge of the seal of 10 mm.

Construction details:



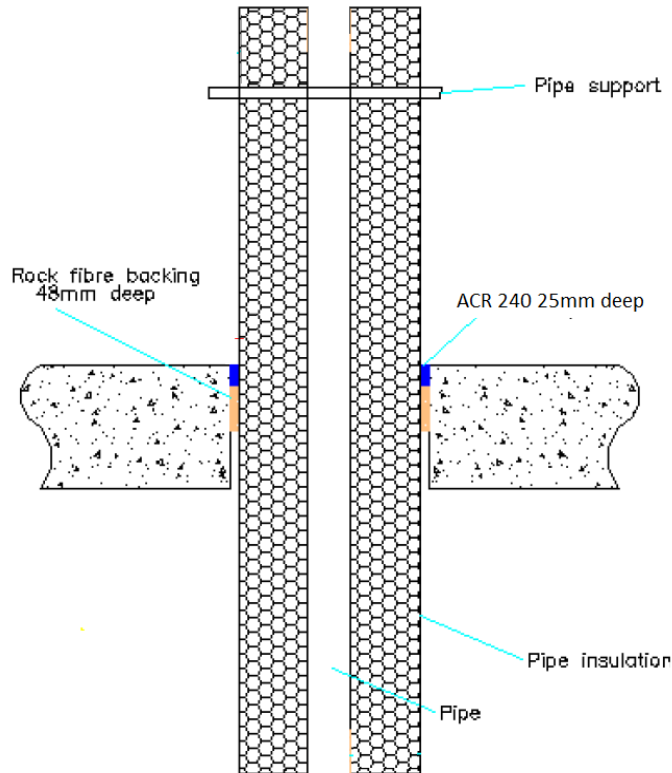
A.6.2.1

| Services | Sealant depth | Backing (minimum) | Insulation | Classification |
|--|---------------|---|------------|----------------|
| Blank seals | 15 mm | 20 mm Stone wool 35 kg/m ³ | None | E 90, EI 60 |
| | 25 mm | 25 mm Stone wool 35 kg/m ³ | | EI 120 |
| 48 mm Würth FP Backing | | EI 240 | | |
| | | E 120, EI 90 | | |
| Electric cables up to 21 mm diameter, single. | 25 mm | 48 mm Würth FP Backing | | EI 240 |
| 23-27 mm diameter, 1 mm × 185 mm ² core, PVC sheath and insulation electrical cable, single | | | EI 240 | |

A.6.3 Single side penetration seal with pipes

Penetration Seal: Pipes fitted at any position within the aperture, with ACR 240 to the top face of the floor, backed with 48 mm stone wool minimum 33kg/m³. Minimum annular space 10 mm (A1) and minimum separation between penetration seals 30 mm (A2), maximum seal size 300 x 300 mm / 300 mm diameter.

Construction details:

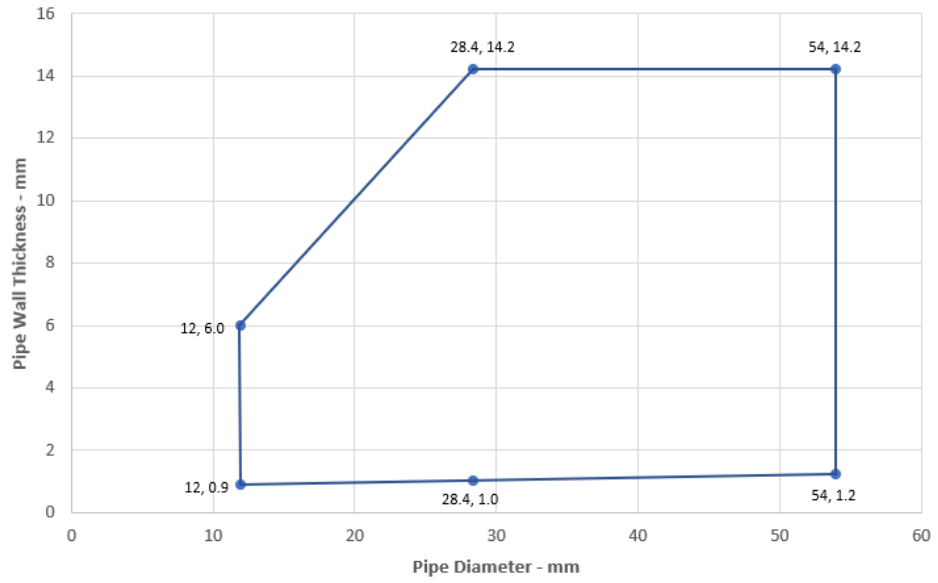


A.6.3.1

| Services | Sealant depth | Backing | Classification |
|---|---------------|------------------|-----------------------|
| Mild or stainless steel pipe | | | |
| 4 -16 mm diameter /1.0-8.0 mm wall | 25 mm | 48 mm stone wool | EI 120 C/U |
| 17 -324 mm diameter /1.0-14.2 mm wall | | | E 120 C/U |
| Copper or steel pipe | | | |
| 6 mm diameter /0.7-3.0 mm wall | 25 mm | 48 mm stone wool | EI 120 C/C |
| 6 -15 mm diameter /0.7-7.5 mm wall | | | E 120 C/C, EI 60 C/C |
| 16 - 54 mm diameter /0.7-14.2mm wall | | | E 120 C/C |
| Copper or steel pipe with minimum 80 kg/m³ density stone wool insulation Continuous Sustained (CS) | | | |
| 12 mm diameter/0.9-6 mm wall, 20-80 mm insulation | 25 mm | 48 mm stone wool | EI 240 C/C |
| 13-54 mm diameter/0.9-14.2 mm wall, 20-80 mm insulation* | | | E 240 C/C, EI 180 C/C |
| Alupex Pipe | | | |
| 16 -20 mm diameter/2.0 mm wall | 25 mm | 48 mm stone wool | EI 120 C/C |
| 21-75 mm diameter/2.0-4.6 mm wall | | | E 120 C/C, EI 90 C/C |
| 16-75 mm diameter/2.25-4.6 mm wall with 20-50 mm thick glass wool or stone, mineral wool min. 75 kg/m ³ insulation Continuous Sustained (CS) | 25 mm | | E 180 C/C, EI 120 C/C |

*See below graphs for interpolated pipe sizes

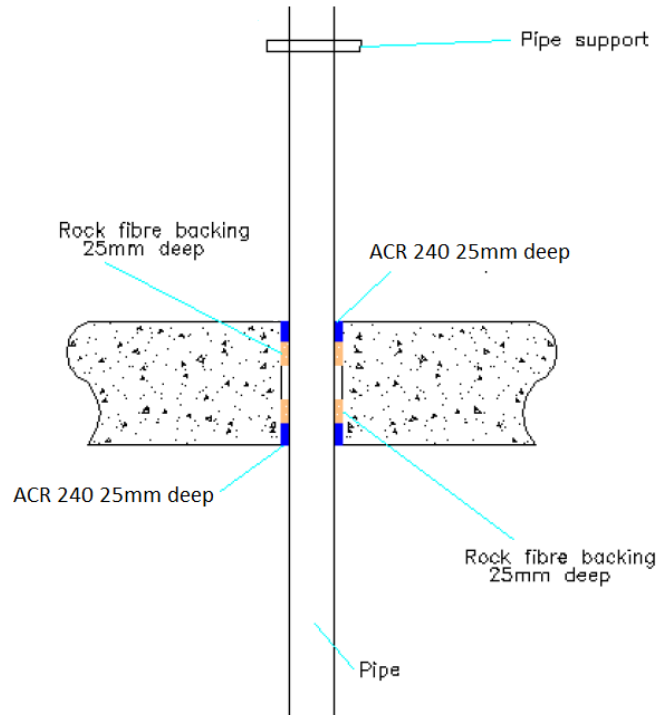
**Copper or Steel Pipes with 20-80 mm stone wool Insulation CS
E 240 C/C, EI 180 C**



A.6.4 Double side penetration seal with pipes

Penetration Seal: Pipes fitted at any position within the aperture, with ACR 240 to the both faces of the floor, backed with 25 mm stone wool minimum 33kg/m³. Minimum annular space 10 mm (A1) and minimum separation between penetration seals 30 mm (A2), maximum seal size 300 x 300 mm / 300 mm diameter.

Construction details:

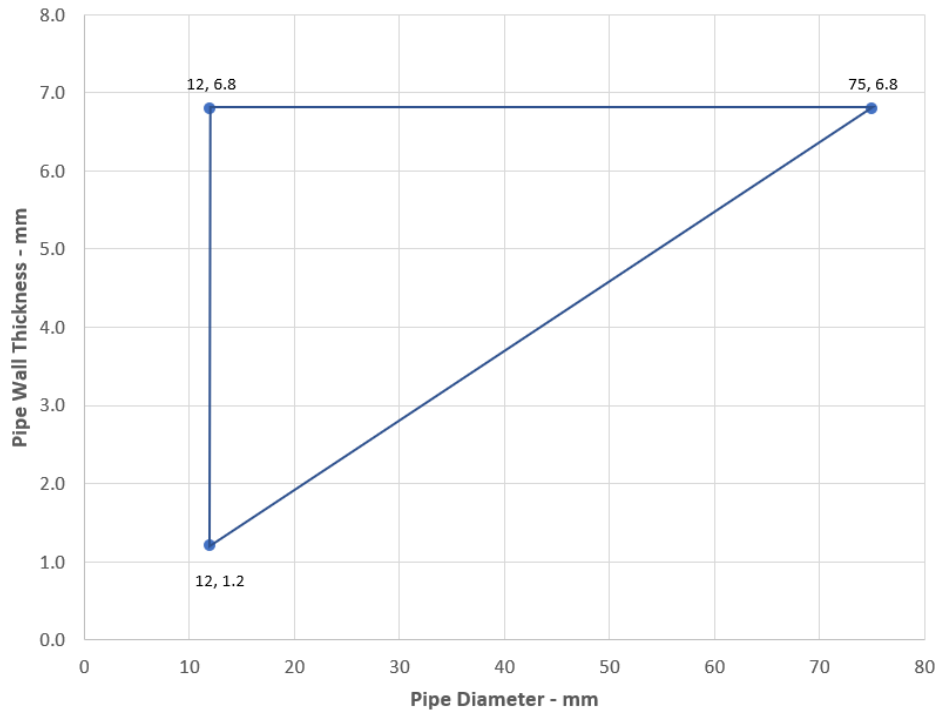


A.6.4.1

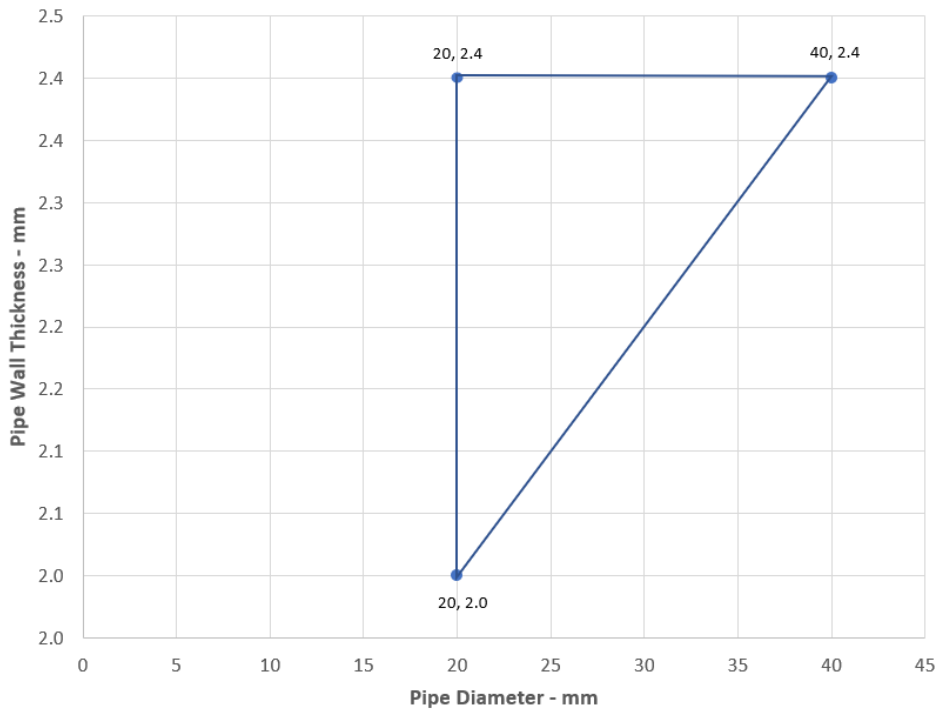
| Services | Sealant depth | Backing | Classification |
|--|---------------|------------------|-------------------|
| PVC-U pipe according to EN 1329-1, EN 1452-1 and EN 1453-1, PVC-C according to EN 1566-1 | | | |
| Up to 50 mm \varnothing /1.6-3.7 mm wall | 25 mm | 25 mm Stone wool | EI 240 U/C |
| Up to 40 mm \varnothing /1.6-3.7 mm wall, with bundle of cables up to 21 mm diameter | | | |
| PP pipe according to EN 1451-1 or DIN 8077/8078 | | | |
| 12 mm \varnothing /1.2 mm wall | 25 mm | 25 mm Stone wool | EI 240 U/C |
| 13-75 mm \varnothing /1.2-6.8 mm wall* | | | EI 90 U/C |
| Up to 40 mm \varnothing /1.2-1.8 mm wall, with bundle of cables up to 21 mm diameter | | | EI 180 U/C |
| PE pipe according to EN 1519-1, EN 12201-2 and EN 12666-1, ABS according to EN 1455-1 and pipes made from SAN+PVC according to EN 1565-1 | | | |
| 20-40 mm \varnothing /2.0-2.4 mm wall* | 25 mm | 25 mm Stone wool | EI 240 U/C |
| Up to 40 mm \varnothing /2.0-2.4 mm wall, with bundle of cables up to 21 mm diameter | | | EI 180 U/C |

*See below graphs for interpolated pipe sizes

PP Pipes - EI 190 U/C



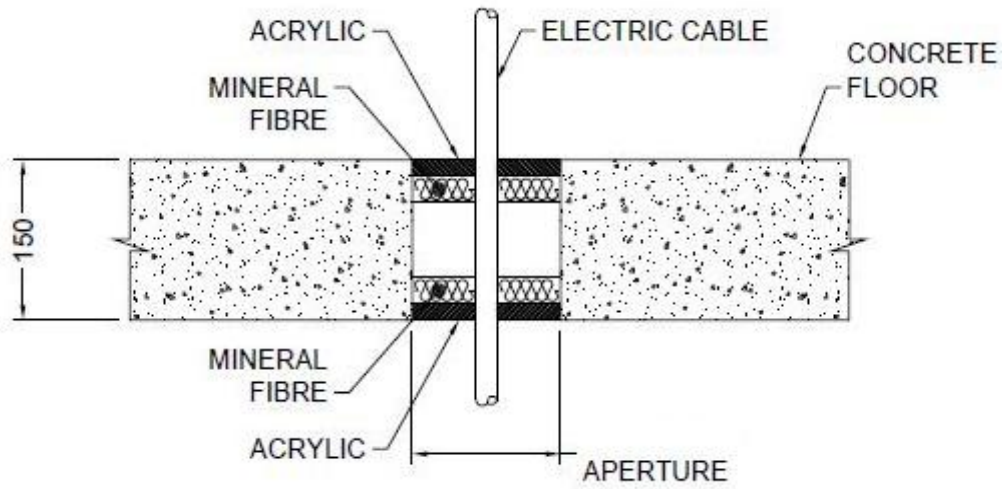
PE Pipes - U/C



A.6.5 Double side penetration seal with cables

Penetration Seal: Cables fitted circular apertures or min. 7 mm from the edges of rectilinear apertures, with ACR 240 to both sides of the floor, backed with stone wool insulation minimum 35kg/m³.

Construction details:

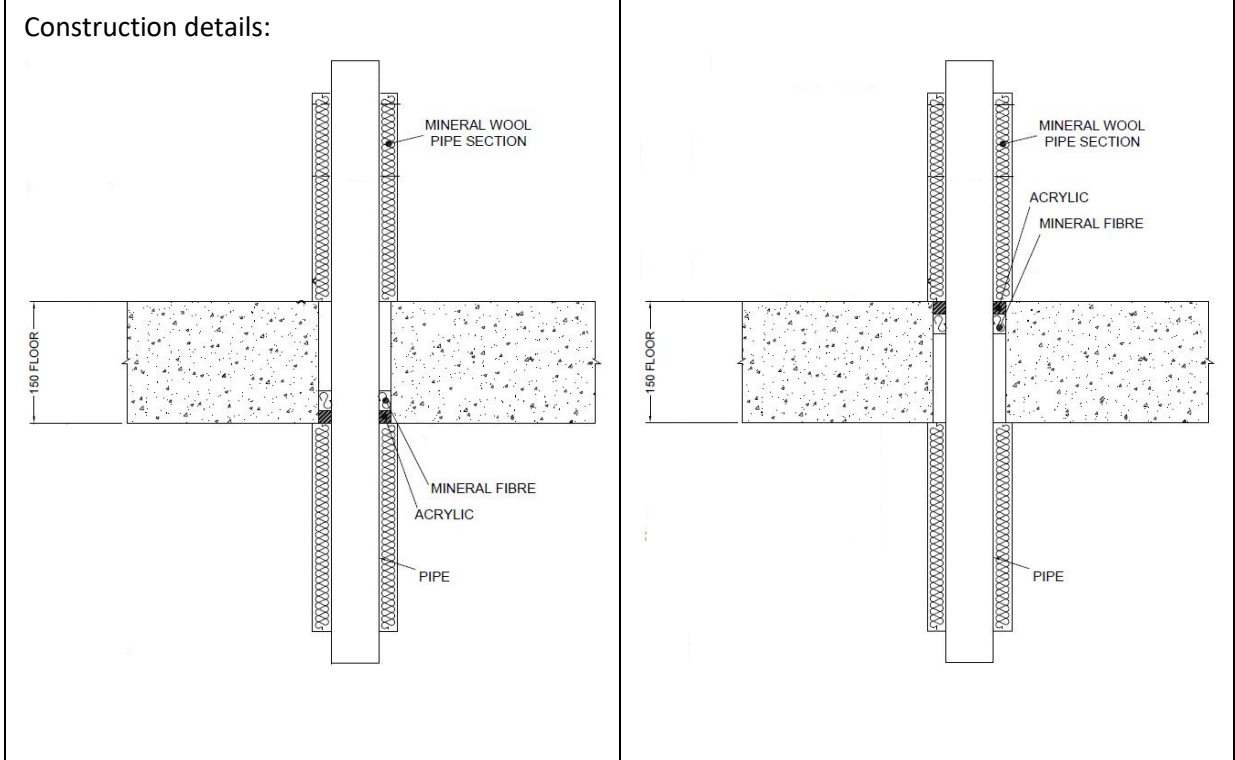


A.6.5.1

| Services | Sealant depth | Backing | Maximum Aperture | Classification |
|--|---------------|---|------------------|----------------|
| Blank seals | 15 mm | 25 mm Stone wool 35 kg/m ³ | 300 x 300 mm | EI 240 |
| Electric cables up to 21 mm diameter, single or in a bundle. | | | | EI 120 |
| Electric cables 22-50 mm diameter, single or in a bundle. | | | | E 120, EI 90 |
| Electric cables 51-80 mm diameter, single or in a bundle. | | | | E 120, EI 60 |

A.6.6 Single side penetration seal with metallic pipes

Penetration Seal: 1000 mm (min.) LI (Local Interrupted) or CI (Continuous Interrupted) insulated metallic pipes (single) fitted at any position within the aperture, with 15 or 25 mm deep ACR 240 to either side of the floor (or at any position between), backed with minimum 40 kg/m³ stone wool insulation or Würth FP Backing.



A.6.6.1

| Services | Max. seal size | Insulation (min) | Sealant depth | Classification |
|--|-------------------------|--|---------------|------------------------------|
| Copper or steel pipe up to 54 mm diameter/0.9-14.2 mm wall | 10 mm width around pipe | 20 mm Stone wool insulation 80 kg/m ³ | 15 mm | E 240 C/U, EI 180 C/U |
| Copper or steel pipe up to 12 mm diameter/0.9-5 mm wall | | | | EI 240 C/U |
| Copper or steel pipe up to 54 mm diameter/0.9-14.2 mm wall | Up to 100 x 1000 mm | | 25 mm | EI 120 C/U |
| Copper or steel pipe up to 54 mm diameter/0.9-14.2 mm wall | 300 x 300 mm | 20 mm Stone wool insulation 80 kg/m ³ | 15 mm | E 90 C/U, EI 60 C/U |
| Copper or steel pipe up to 12 mm diameter/0.9-5 mm wall | | | | |
| Copper or steel pipe up to 54 mm diameter/0.9-14.2 mm wall | | | 25 mm | EI 120 C/U |

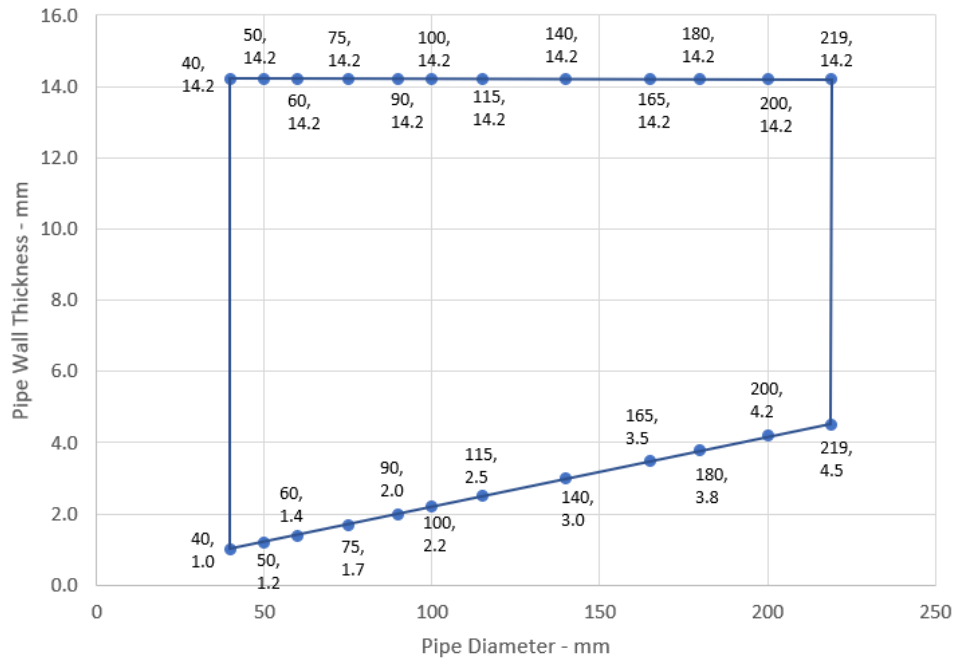
| Services | Max. Seal Size | Insulation (min) | Sealant Depth | Classification |
|-----------------------------------|-------------------------|--|---------------|----------------------|
| Mild or stainless steel pipe | | | | |
| 40 mm diameter/1-14.2 mm wall | 10 mm width around pipe | 20 mm Stone wool insulation 80 kg/m ³ | 15 mm | EI 240 C/U |
| 40 mm diameter/1-14.2 mm wall* | | 30 mm Stone wool insulation 80 kg/m ³ | | E 240 C/U, EI 90 C/U |
| 50 mm diameter/1.2-14.2 mm wall* | | | | |
| 60 mm diameter/1.4-14.2 mm wall* | | | | |
| 75 mm diameter/1.7-14.2 mm wall* | | | | |
| 90 mm diameter/2-14.2 mm wall* | | | | |
| 100 mm diameter/2.2-14.2 mm wall* | | | | |
| 115 mm diameter/2.5-14.2 mm wall* | | | | |
| 140 mm diameter/3-14.2 mm wall* | | | | |
| 165 mm diameter/3.5-14.2 mm wall* | | | | |
| 180 mm diameter/3.8-14.2 mm wall* | | | | |
| 200 mm diameter/4.2-14.2 mm wall* | | | | |
| 219 mm diameter/4.5-14.2 mm wall* | | | | |
| 40 mm diameter/1-14.2 mm wall* | Up to 100 x 1000 mm | 20 mm Stone wool insulation 80 kg/m ³ | 25 mm | E120 C/U, EI 90 C/U |
| 50 mm diameter/1.2-14.2 mm wall* | | 30 mm Stone wool insulation 80 kg/m ³ | | |
| 60 mm diameter/1.4-14.2 mm wall* | | | | |
| 75 mm diameter/1.7-14.2 mm wall* | | | | |
| 90 mm diameter/2-14.2 mm wall* | | | | |
| 100 mm diameter/2.2-14.2 mm wall* | | | | |
| 115 mm diameter/2.5-14.2 mm wall* | | | | |
| 140 mm diameter/3-14.2 mm wall* | | | | |
| 165 mm diameter/3.5-14.2 mm wall* | | | | |
| 180 mm diameter/3.8-14.2 mm wall* | | | | |
| 200 mm diameter/4.2-14.2 mm wall* | | | | |
| 219 mm diameter/4.5-14.2 mm wall* | | | | |

* Typical pipe diameters shown, see below graph for intermediate sizes

| Services | Max. Seal Size | Insulation (minimum) | Sealant Depth | Classification |
|-----------------------------------|----------------|--|---------------|----------------------------|
| Mild or stainless steel pipe | | | | |
| 40 mm diameter/1-14.2 mm wall | 300 x 300 mm | 20 mm Stone wool insulation 80 kg/m ³ | 15 mm | E 90 C/U, EI 60 C/U |
| 40 mm diameter/1-14.2 mm wall* | | 30 mm Stone wool insulation 80 kg/m ³ | | |
| 50 mm diameter/1.2-14.2 mm wall* | | | | |
| 60 mm diameter/1.4-14.2 mm wall* | | | | |
| 75 mm diameter/1.7-14.2 mm wall* | | | | |
| 90 mm diameter/2-14.2 mm wall* | | | | |
| 100 mm diameter/2.2-14.2 mm wall* | | | | |
| 115 mm diameter/2.5-14.2 mm wall* | | | | |
| 140 mm diameter/3-14.2 mm wall* | | | | |
| 165 mm diameter/3.5-14.2 mm wall* | | | | |
| 180 mm diameter/3.8-14.2 mm wall* | | | | |
| 200 mm diameter/4.2-14.2 mm wall* | | | | |
| 219 mm diameter/4.5-14.2 mm wall* | | | | |
| 40 mm diameter/1-14.2 mm wall* | 300 x 300 mm | 20 mm Stone wool insulation 80 kg/m ³ | 25 mm | E120 C/U, EI 90 C/U |
| 50 mm diameter/1.2-14.2 mm wall* | | 30 mm Stone wool insulation 80 kg/m ³ | | |
| 60 mm diameter/1.4-14.2 mm wall* | | | | |
| 75 mm diameter/1.7-14.2 mm wall* | | | | |
| 90 mm diameter/2-14.2 mm wall* | | | | |
| 100 mm diameter/2.2-14.2 mm wall* | | | | |
| 115 mm diameter/2.5-14.2 mm wall* | | | | |
| 140 mm diameter/3-14.2 mm wall* | | | | |
| 165 mm diameter/3.5-14.2 mm wall* | | | | |
| 180 mm diameter/3.8-14.2 mm wall* | | | | |
| 200 mm diameter/4.2-14.2 mm wall* | | | | |
| 219 mm diameter/4.5-14.2 mm wall* | | | | |

* Typical pipe diameters shown, see below graph for intermediate sizes

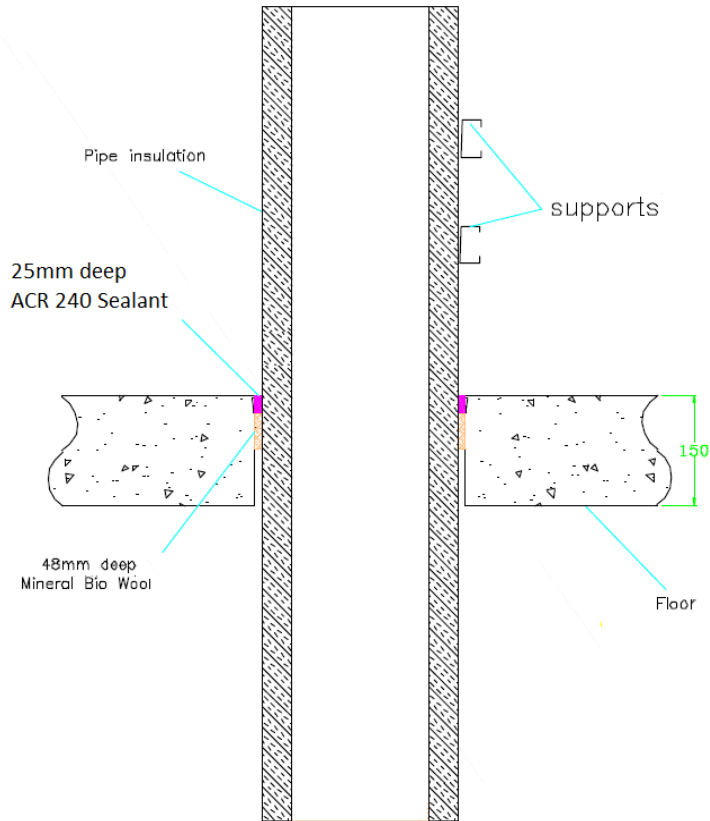
Steel Pipes with Stone Wool Insulation - C/U



A.6.7 Single side penetration seal with metallic pipes

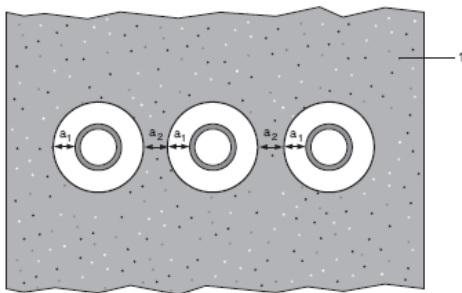
Penetration Seal: CS (Continuous Sustained) insulated metallic pipes (single) fitted at any position within the aperture, with 25 mm ACR 240 to the top of the floor, backed with 48 mm deep Würth FP Backing insulation. Minimum annular space 10 mm (A1) and minimum separation between penetration seals 30 mm (A2). Maximum seal size 300 x 300 mm / 504 mm \varnothing

Construction details:



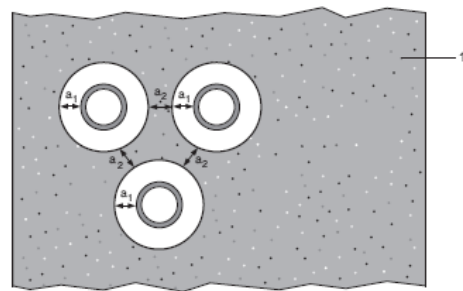
Configuration 1

Option 1



Configuration 2

Option 2



Key

1 Supporting construction

a1 Pipe / top edge of seal separation

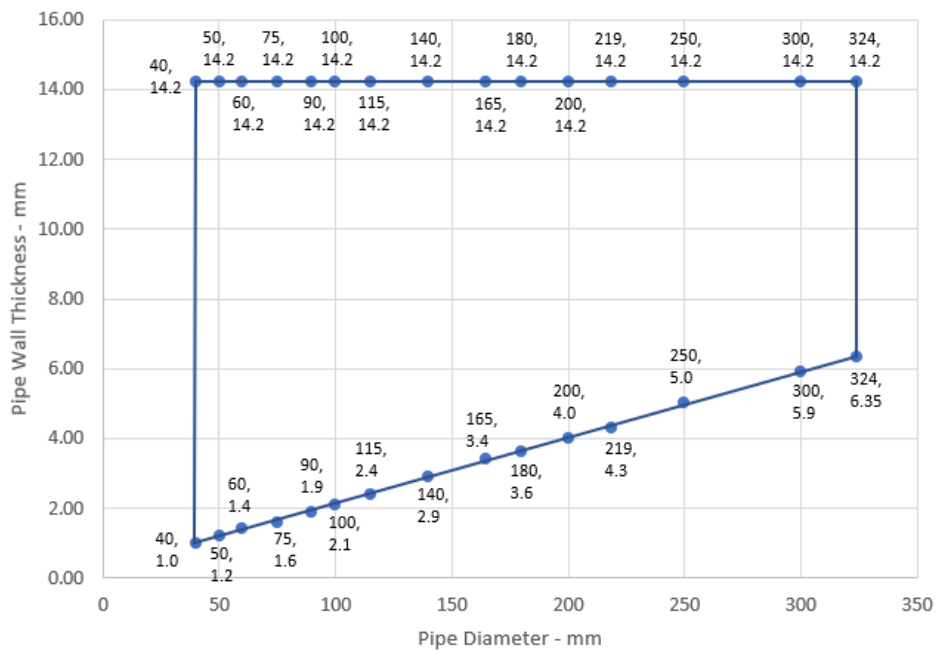
a2 Pipe / side edge of seal separation

a3 Pipe / pipe separation

A.6.7.1 Single side penetration seal with pipes

| Services | Insulation | Classification |
|---|--|-------------------|
| Mild or stainless steel pipe | | |
| 40 mm diameter/1-14.2 mm wall | 20 mm thick stone, mineral wool min. 80 kg/m ³ | EI 240 C/U |
| 40 mm diameter/1-14.2 mm wall* | 30-80 mm thick stone, mineral wool min. 80 kg/m ³ | |
| 50 mm diameter/1.2-14.2 mm wall* | | |
| 60 mm diameter/1.4-14.2 mm wall* | | |
| 75 mm diameter/1.6-14.2 mm wall* | | |
| 90 mm diameter/1.9-14.2 mm wall* | | |
| 100 mm diameter/2.1-14.2 mm wall* | | |
| 115 mm diameter/2.4-14.2 mm wall* | | |
| 140 mm diameter/2.9-14.2 mm wall* | | |
| 165 mm diameter/ 3.4-14.2 mm wall* | | |
| 180 mm diameter/ 3.6-14.2 mm wall* | | |
| 200 mm diameter/ 4.0-14.2 mm wall* | | |
| 219 mm diameter/ 4.3-14.2 mm wall* | | |
| 250 mm diameter/ 5.0-14.2 mm wall* | | |
| 300 mm diameter/ 5.9-14.2 mm wall* | | |
| 324 mm diameter/ 6.35-14.2 mm wall* | | |
| PEX pipe in pipe system | | |
| 15 mm diameter x 2.5 mm wall inner /25mm diameter outer | None | EI 90 C/C |

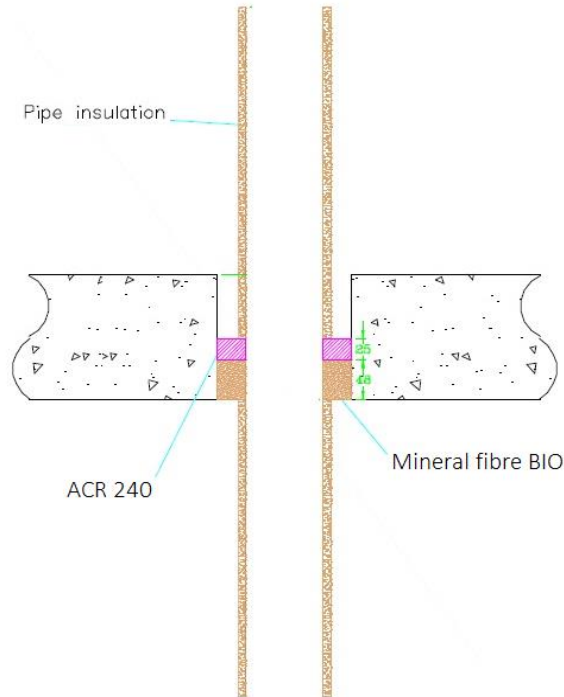
Steel Pipes with Mineral Wool Insulation - C/U



A.6.8 Single side penetration seal with composite pipes

Penetration Seal: CI (Continuous Interrupted) insulated composite pipes (single) fitted at any position within the aperture, with ACR 240, minimum 10 mm seal width around service and maximum 300 x 300 mm seal, backed with Würth FP Backing.

Construction details:



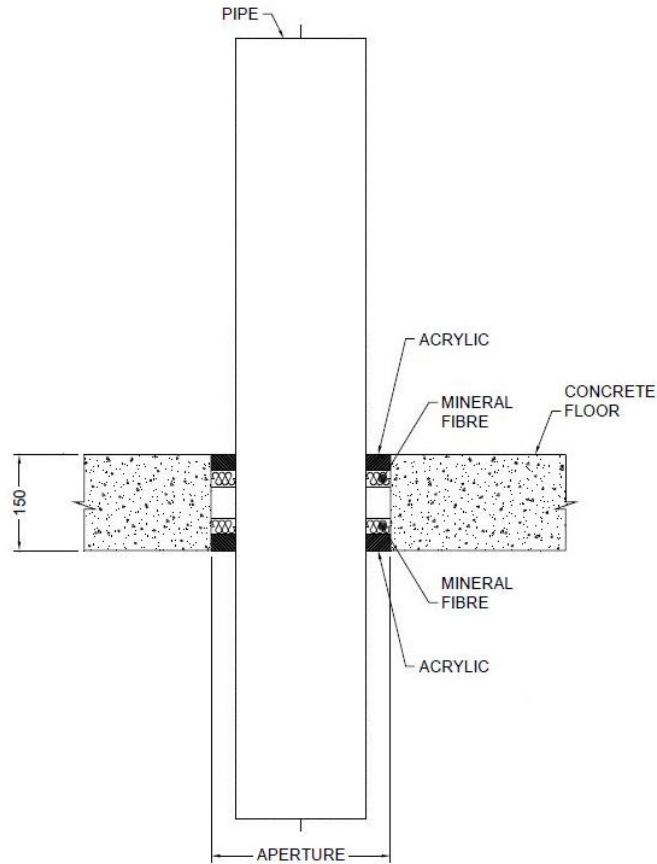
A.6.8.1

| Services | Sealant depth | Backing | Insulation (minimums) | Classification |
|-----------------------------|---------------|------------------------|--|-------------------|
| Alupex Composite Pipe | 25 mm | 48 mm Würth FP Backing | 20 mm stonewool 80 kg/m ³ , 500 mm length from both sides of the seal | EI 240 C/C |
| 16 mm diameter/2.25 mm wall | | | | |
| 20 mm diameter/2.5 mm wall | | | | |
| 26 mm diameter/3 mm wall | | | | |
| 32 mm diameter/3 mm wall | | | | |
| 40 mm diameter/3.5 mm wall | | | | |
| 50 mm diameter/4 mm wall | | | | |
| 63 mm diameter/4.5 mm wall | | | | |
| 75 mm diameter/4.7 mm wall | | | | |

A.6.9 Double side penetration seal with metallic pipes

Penetration Seal: Non-insulated metallic pipes (single) fitted at any position within the aperture, with ACR 240 to both sides of the floor, backed with stone wool or mineral fibre insulation.

Construction details:



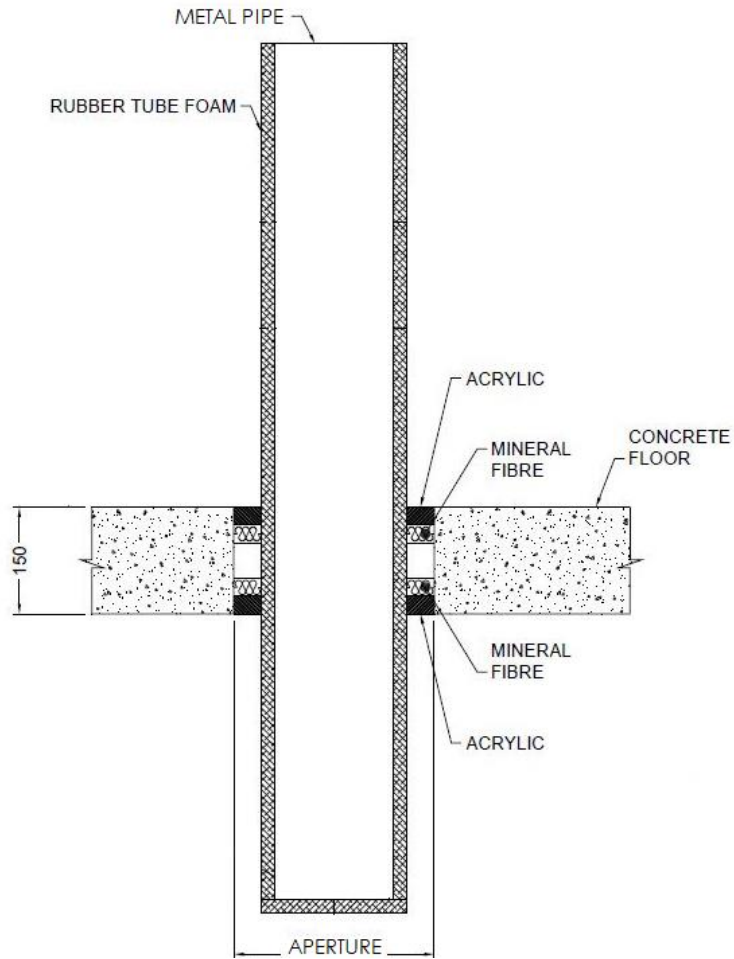
A.6.9.1

| Services | Max. Seal Size | Insulation | Sealant depth | Backing (minimum) | Classification |
|---|---------------------|------------|---------------|---|-------------------------|
| Copper or steel pipe 54 mm diameter/2-14.2 mm wall | 300 x 300 mm | None | 25 mm | 25 mm deep 140 kg/m ³ stone wool | E 120 C/U, EI 20 C/U |
| Mild steel pipe 16 mm diameter/1.5-7.5 mm wall | | | 25 mm | | EI 240 C/U |
| Mild steel pipe maximum 63 mm diameter/1.5-14.2 mm wall | | | 15 mm | 25 mm deep 35 kg/m ³ stone wool | E 240 C/U EI 30 C/U |
| Mild steel pipe 16 mm diameter/1.5-7.5 mm wall | Up to 100 x 1000 mm | | 25 mm | Würth FP Backing 25 mm deep | EI 120 C/U |

A.6.10 Double side penetration seal with metallic pipes

Penetration Seal: CS (Continuous Sustained) insulated metallic pipes (single) fitted at any position within the aperture, with ACR 240 to both sides of the floor, maximum 300 x 300 mm seal width around service, backed with stone wool insulation or Würth FP Backing.

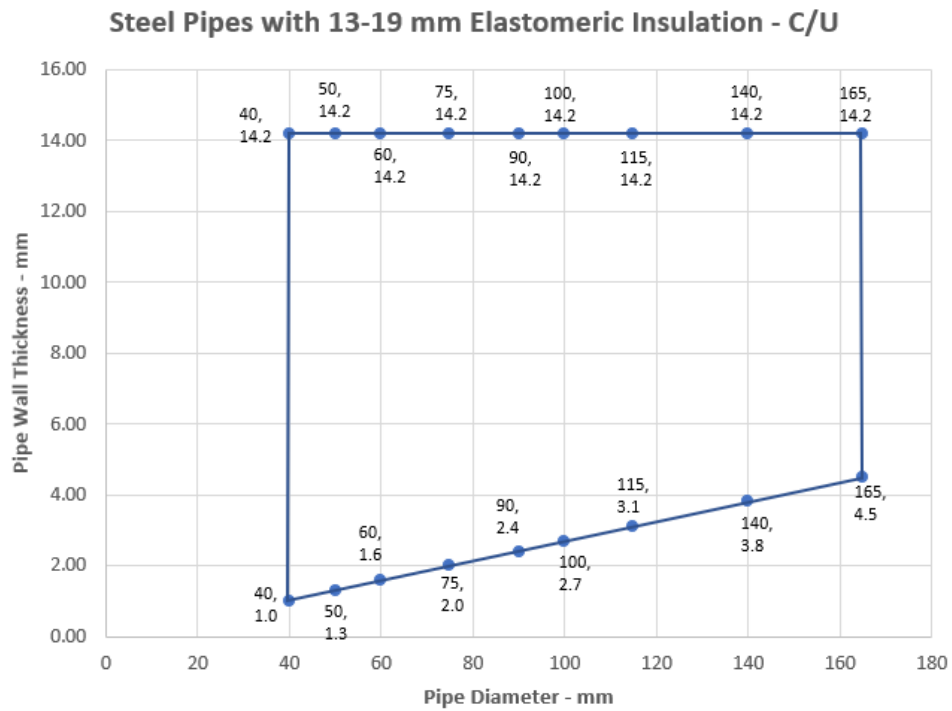
Construction details:



A.6.10.1

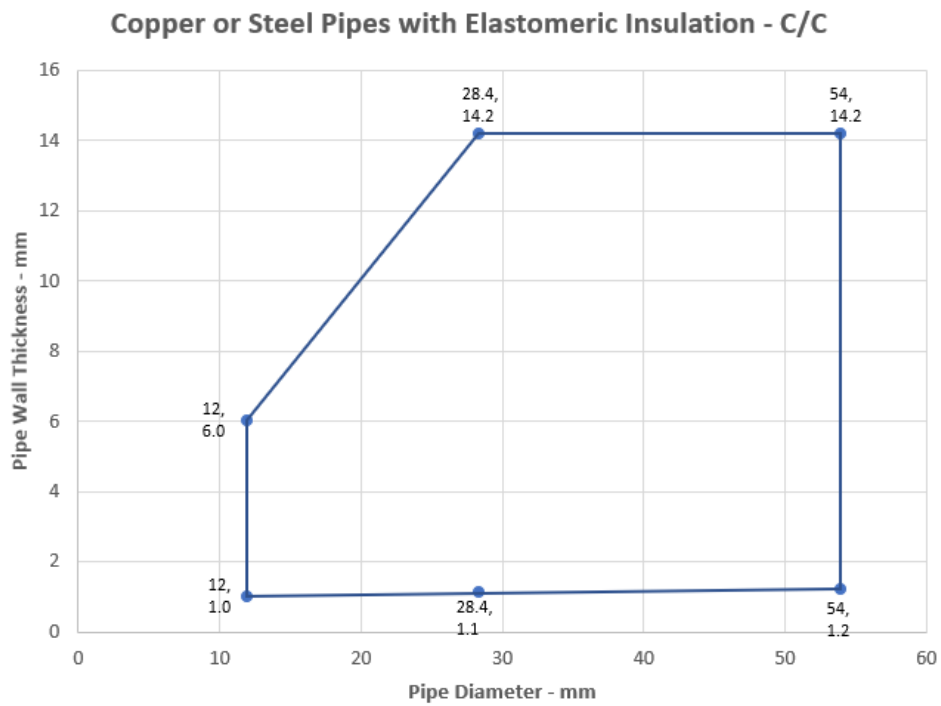
| Services | Sealant depth | Backing (minimum) | Insulation | Classification |
|-----------------------------------|---------------|---|---|-------------------|
| Mild or stainless steel pipe | 25 mm | 20 mm Stone wool 40 kg/m ³ | 13 -19 mm Elastomeric insulation minimum class B-s3,d0 or phenolic foam insulation | EI 180 C/U |
| 40 mm diameter/1-14.2 mm wall | | | | |
| 40 mm diameter/1-14.2 mm wall* | 25 mm | 25 mm Würth FP Backing | 13 -19 mm Elastomeric insulation minimum class B-s3,d0 or phenolic foam insulation | EI 60 C/U |
| 50 mm diameter/1.3-14.2 mm wall* | | | | |
| 60 mm diameter/1.6-14.2 mm wall* | | | | |
| 75 mm diameter/2-14.2 mm wall* | | | | |
| 90 mm diameter/2.4-14.2 mm wall* | | | | |
| 100 mm diameter/2.7-14.2 mm wall* | | | | |
| 115 mm diameter/3.1-14.2 mm wall* | | | | |
| 140 mm diameter/3.8-14.2 mm wall* | | | | |
| 165 mm diameter/4.5-14.2 mm wall* | | | | |

* Typical pipe diameters shown, see below graph for intermediate sizes



| Services | Sealant depth | Backing (minimum) | Insulation | Classification |
|-----------------------------------|---------------|------------------------------|---|------------------------------|
| Copper or steel pipe | | | | |
| 12 mm diameter/1-6 mm wall | 25 mm | 25 mm Würth FP Backing | 9 mm Elastomeric insulation minimum class B-s3,d0 or phenolic foam insulation | E 240 C/C, EI 180 C/C |
| 12-54 mm diameter/1-14.2 mm wall* | | | 9-13 mm Elastomeric insulation minimum class B-s3,d0 or phenolic foam insulation | E 180 C/C, EI 120 C/C |
| 12-54 mm diameter/1-14.2 mm wall* | | | 13-25 mm Elastomeric insulation minimum class B-s3,d0 or phenolic foam insulation | E 90 C/C, EI 60 C/C |

* Typical pipe diameters shown, see below graph for intermediate sizes

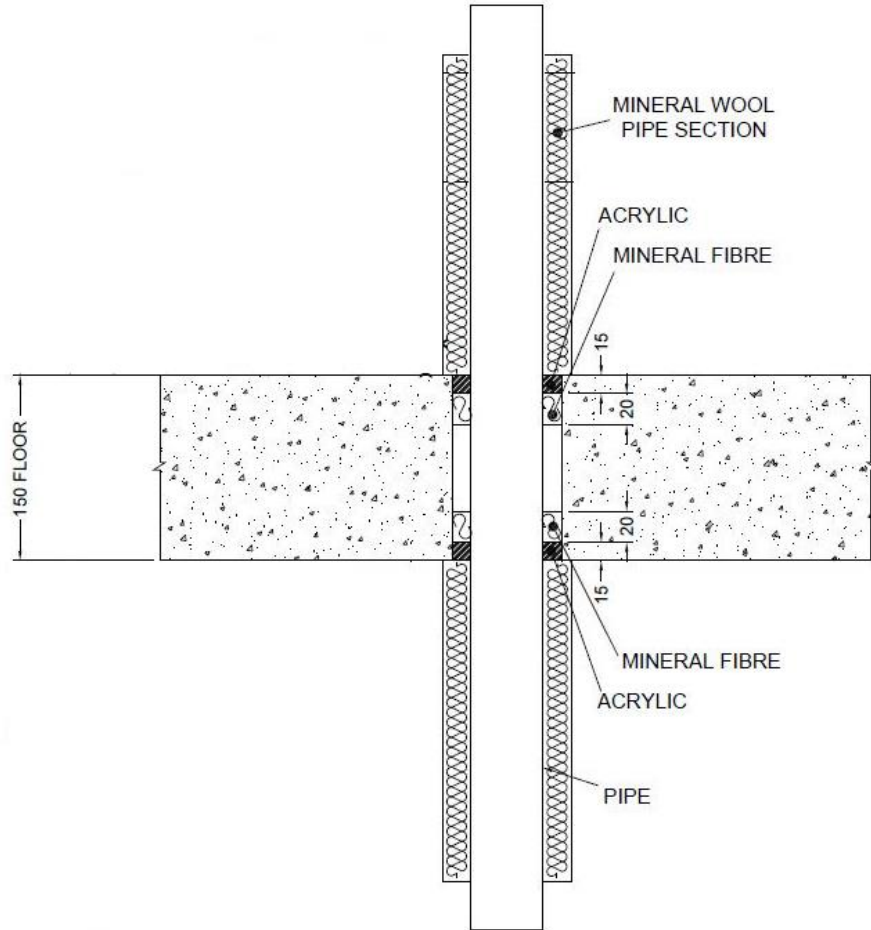


| Services | Sealant depth | Backing (minimum) | Insulation | Classification |
|-----------------------------|---------------|------------------------------|---|-------------------|
| Alupex Composite Pipe | 25 mm | 25 mm Würth FP Backing | 9 mm Elastomeric insulation minimum class B-s3,d0 or phenolic foam insulation | EI 180 C/C |
| 16 mm diameter/2.25 mm wall | | | 9-13 mm Elastomeric insulation minimum class B-s3,d0 or phenolic foam insulation | |
| 16 mm diameter/2.25 mm wall | | | | |
| 20 mm diameter/2.5 mm wall | | | | |
| 26 mm diameter/3 mm wall | | | | |
| 32 mm diameter/3 mm wall | | | | |
| 40 mm diameter/3.5 mm wall | | | | |
| 50 mm diameter/4 mm wall | | | | |
| 63 mm diameter/4.5 mm wall | | | 13-25 mm Elastomeric insulation minimum class B-s3,d0 or phenolic foam insulation | EI 60 C/C |
| 75 mm diameter/4.7 mm wall | | | | |
| 16 mm diameter/2.25 mm wall | | | | |
| 20 mm diameter/2.5 mm wall | | | | |
| 26 mm diameter/3 mm wall | | | | |
| 32 mm diameter/3 mm wall | | | | |
| 40 mm diameter/3.5 mm wall | | | | |
| 50 mm diameter/4 mm wall | | | | |
| 63 mm diameter/4.5 mm wall | | | | |
| 75 mm diameter/4.7 mm wall | | | | |

A.6.11 Double side penetration seal with metallic pipes

Penetration Seal: 1000 mm (min.) LI (Local Interrupted) or CI (Continuous Interrupted) insulated metallic pipes (single) fitted at any position within the aperture, with 15 mm deep ACR 240 to both sides of the floor (or at any position between), backed with 20 mm deep minimum 40 kg/m³ stone wool insulation*.

Construction details:

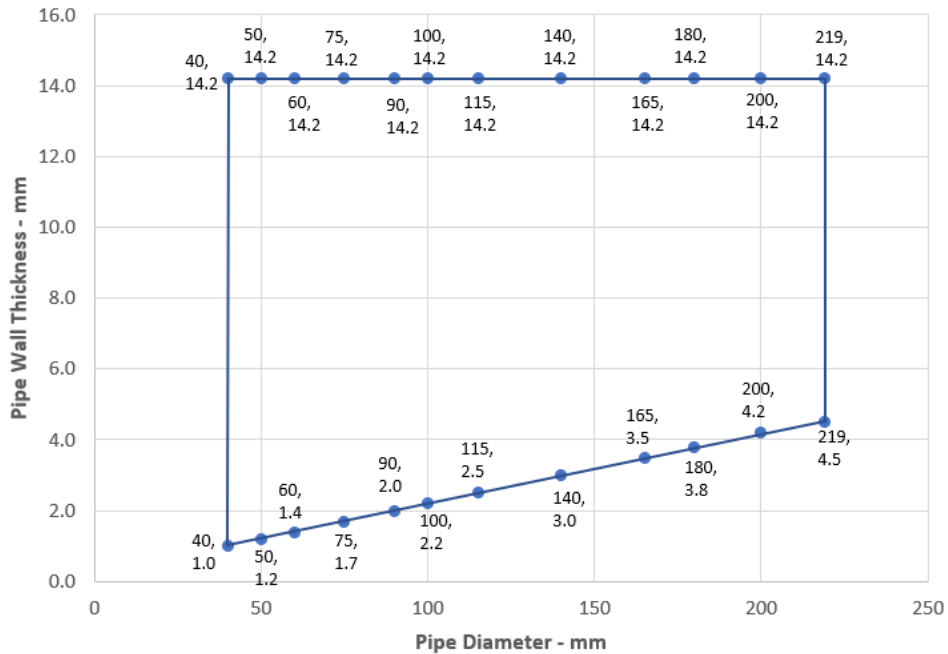


A.6.11.1

| Services | Maximum seal size | Insulation (minimum) | Classification |
|-----------------------------------|-------------------------------|--|-----------------------|
| Mild or stainless steel pipe | 300 x 300 mm or 100 x 1000 mm | 20 mm Stone wool insulation 80 kg/m ³ | EI 240 C/U |
| 40 mm diameter/1-14.2 mm wall | | | |
| 40 mm diameter/1-14.2 mm wall* | | 30 mm Stone wool insulation 80 kg/m ³ | E 240 C/U, EI 120 C/U |
| 50 mm diameter/1.2-14.2 mm wall* | | | |
| 60 mm diameter/1.4-14.2 mm wall* | | | |
| 75 mm diameter/1.7-14.2 mm wall* | | | |
| 90 mm diameter/2-14.2 mm wall* | | | |
| 100 mm diameter/2.2-14.2 mm wall* | | | |
| 115 mm diameter/2.5-14.2 mm wall* | | | |
| 140 mm diameter/3-14.2 mm wall* | | | |
| 165 mm diameter/3.5-14.2 mm wall* | | | |
| 180 mm diameter/3.8-14.2 mm wall* | | | |
| 200 mm diameter/4.2-14.2 mm wall* | | | |
| 219 mm diameter/4.5-14.2 mm wall* | | | |

* Typical pipe diameters shown, see below graph for intermediate sizes

Steel Pipes with Stone Wool Insulation - C/U

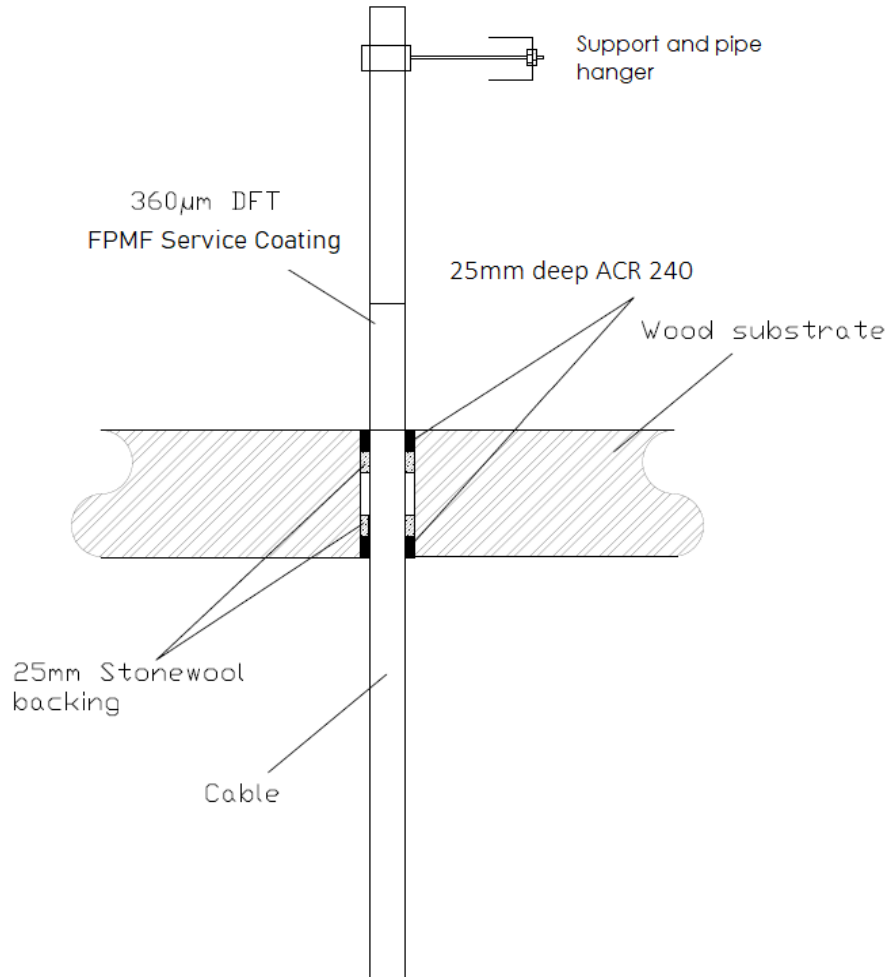


A.7 Timber floor constructions with floor thickness of minimum 150 mm

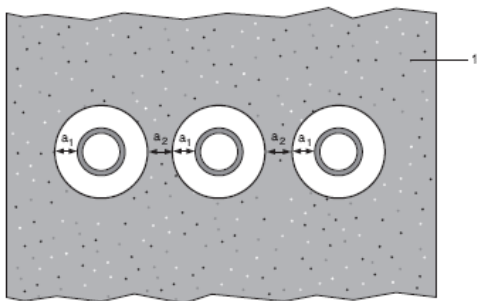
A.7.1 Double sided penetration seal with cables

Penetration Seal: Cables fitted at any position within the aperture, sealed with ACR 240, minimum 25 mm deep to both sides of the floor and backed with stone wool insulation (minimum 33kg/m³), minimum 25 mm deep. Minimum annular space 10 mm (a1) and minimum separation between penetration seals 0 mm (a2).

Construction details:



Configuration 1



Key

- 1 Supporting construction
- a1 Pipe / edge of seal separation (annular space)
- a2 Separation between penetration seals

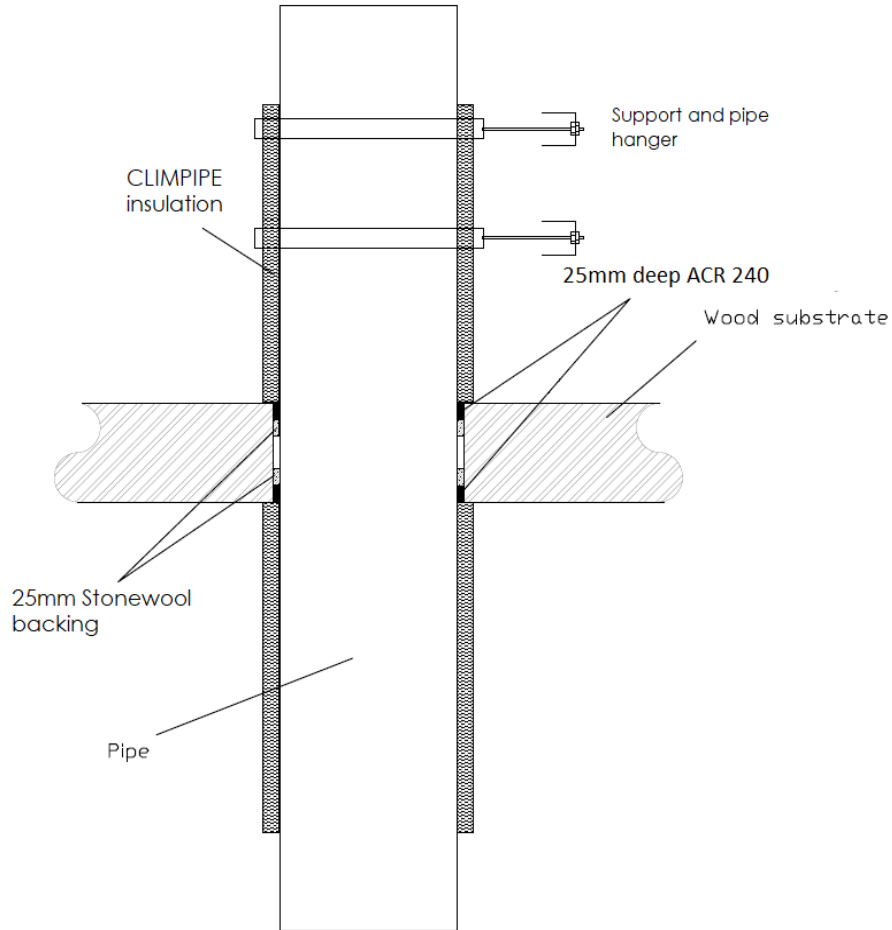
A.7.1.1

| Services | Sealant depth | Backing | Maximum aperture | Insulation, minimum | Classification |
|---|---------------|--|------------------|---|---------------------|
| None (blank) | 25 mm | Stone wool 25 mm deep min. 33kg/m ³ | Ø 220 mm | None | EI 120 |
| Cables up to 14 mm Ø, single or in bundles up to 100 mm Ø | | | | | EI 120 |
| Cables up to 21 mm Ø, single or in bundles up to 100 mm Ø | | | | FPMF Service Coating, 260-micron DFT extending 150 mm from top side of the seal | E 120, EI 90 |
| Cables up to 50 mm Ø, single or in bundles up to 100 mm Ø | | | | | E 120, EI 90 |
| Telecom cables up to 14 mm Ø, single or in bundles up to 100 mm Ø | | | | | E 120, EI 90 |

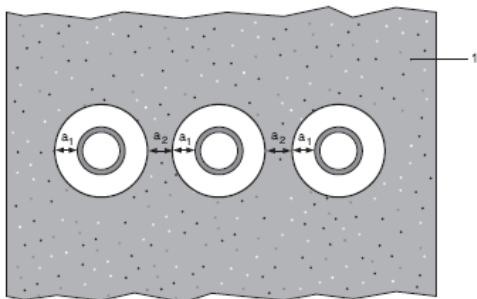
A.7.2 Double side penetration seal with metallic pipes

Penetration Seal: 500 mm (min.) LI (Local Interrupted) or CI (Continuous Interrupted) insulated metallic pipes and composite pipes (single) with glass wool or stone, mineral wool min. 75 kg/m³, fitted at any position within the aperture, with ACR 240 to both sides of the floor, backed with stone wool insulation (minimum 33kg/m³), minimum 25 mm deep. Minimum annular space 10 mm (a1) and minimum separation between penetration seals 0 mm (a2).

Construction details:



Configuration 1



Key

1 Supporting construction

a1 Pipe / edge of seal separation (annular space)

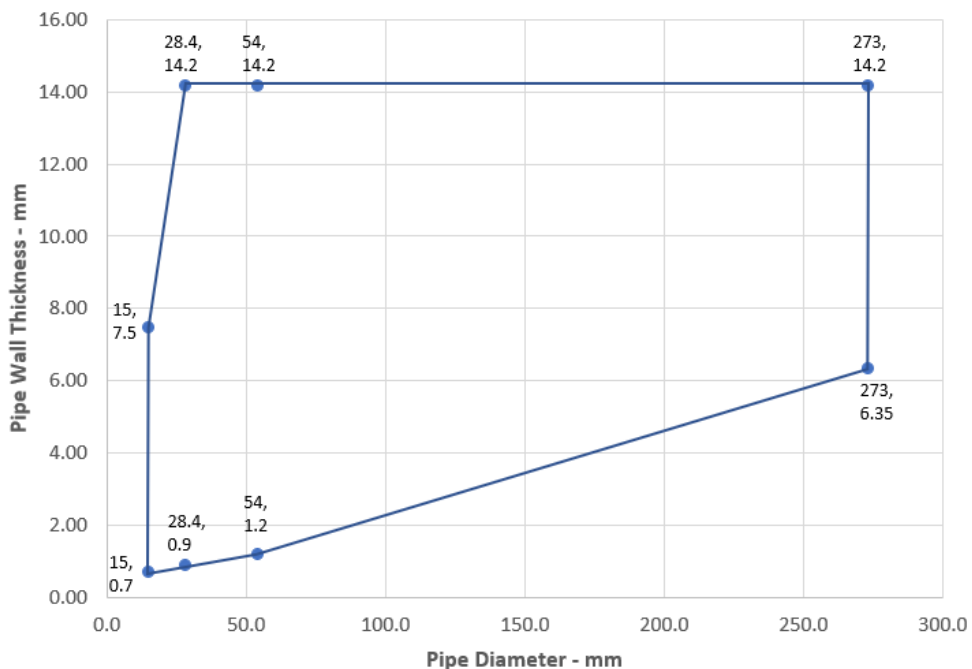
a2 Separation between penetration seals

A.7.2.1

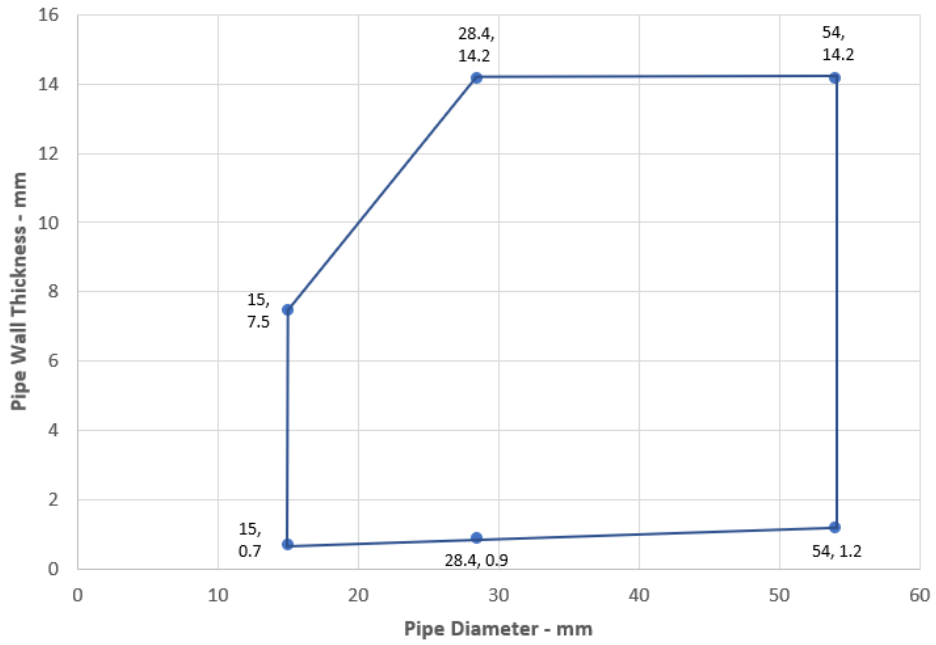
| Services | Maximum aperture | Sealant depth | Backing | Insulation, minimum | Classification |
|---|------------------|---------------|--|---|-----------------------------|
| Mild or stainless steel pipe | | | | | |
| Maximum 273 mm diameter /6.35-14.2 mm wall* | ∅ 293 mm | 25 mm | Stone wool 25 mm deep min. 33kg/m ³ | 25 mm glass wool or stone, mineral wool min. 75 kg/m ³ , 500 mm length from both sides of the seal | E 120 C/C, EI 60 C/C |
| Copper or steel pipe | | | | | |
| Maximum 15 mm diameter /0.7-7.5 mm wall* | ∅ 220 mm | 25 mm | Stone wool 25 mm deep min. 33kg/m ³ | 20 mm glass wool or stone, mineral wool min. 75 kg/m ³ , 500 mm length from both sides of the seal | EI 120 C/C |
| Maximum 54 mm diameter /1.2-14.2 mm wall* | | | | | E 120 C/C, EI 90 C/C |
| Alupex Pipe | | | | | |
| Maximum 16 mm diameter/ 2.25 mm wall* | ∅ 220 mm | 25 mm | Stone wool 25 mm deep min. 33kg/m ³ | 20 mm glass wool or stone, mineral wool min. 75 kg/m ³ , 500 mm length from both sides of the seal | EI 120 C/C |
| Maximum 75 mm diameter/ 4.6 mm wall* | | | | | E 120 C/C, EI 90 C/C |

* Typical pipe diameters shown, see below graph for intermediate sizes

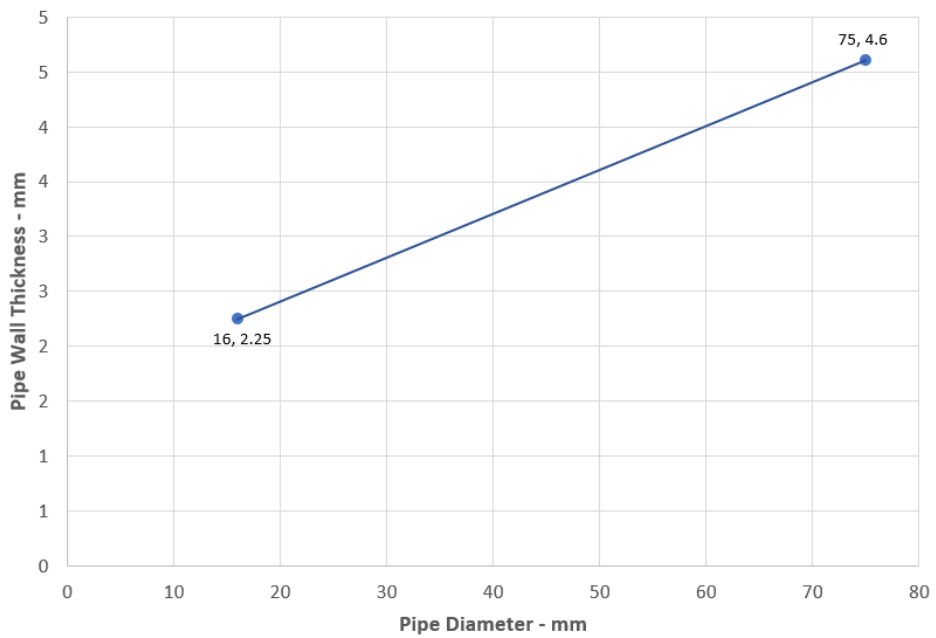
Steel Pipes with Glass Wool or Mineral Wool Insulation - C/C



Copper or Steel Pipes with Glass Wool or Mineral Wool Insulation - C/C



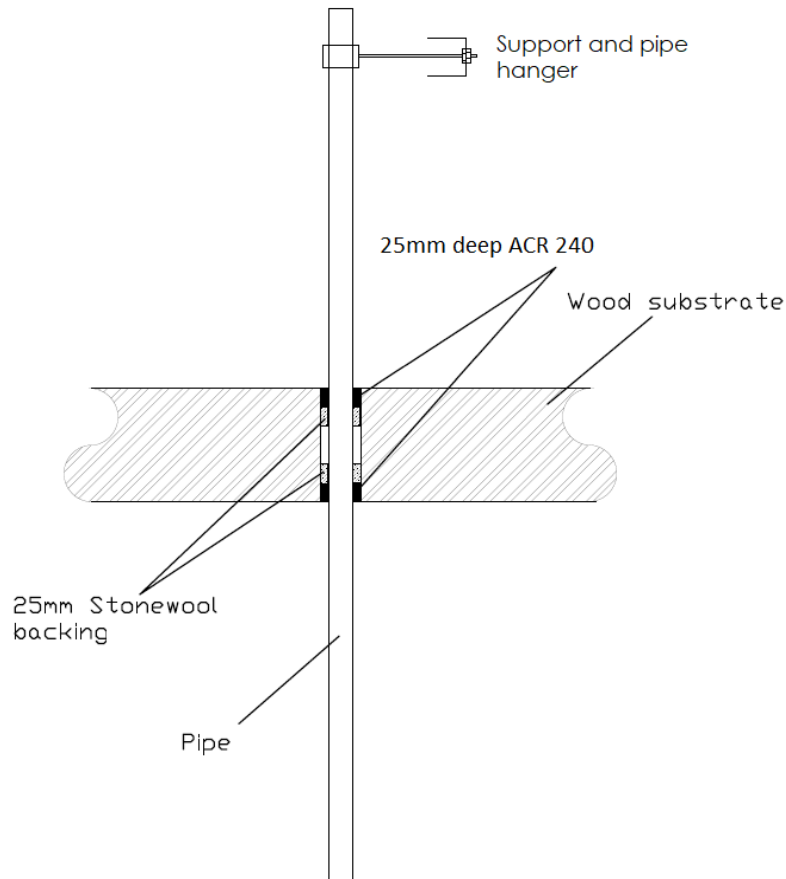
Alupex Pipes with Glass Wool or Mineral Wool Insulation - C/C



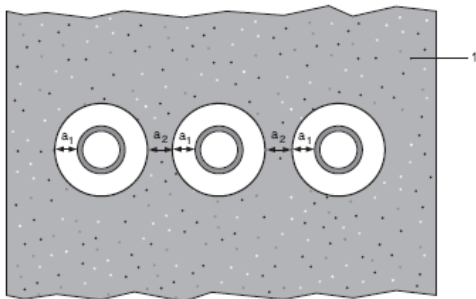
A.7.3 Double side penetration seal with plastic pipes and composite pipes

Penetration Seal: Plastic and composite pipes (single) fitted at any position within the aperture, with ACR 240 to both sides of the floor, backed with stone, mineral wool min. 33 kg/m³. Minimum annular space 10 mm and maximum 30 mm (a1) and minimum separation between penetration seals 0 mm (a2).

Construction details:



Configuration 1



Key

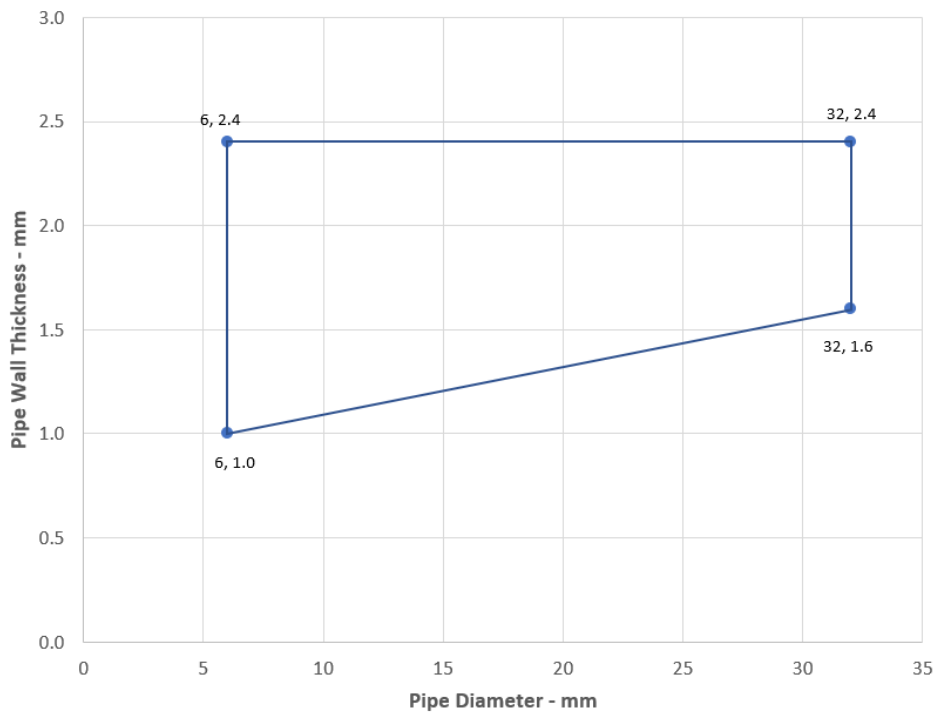
- 1 Supporting construction
- a1 Pipe / edge of seal separation (annular space)
- a2 Separation between penetration seals

A.7.3.1

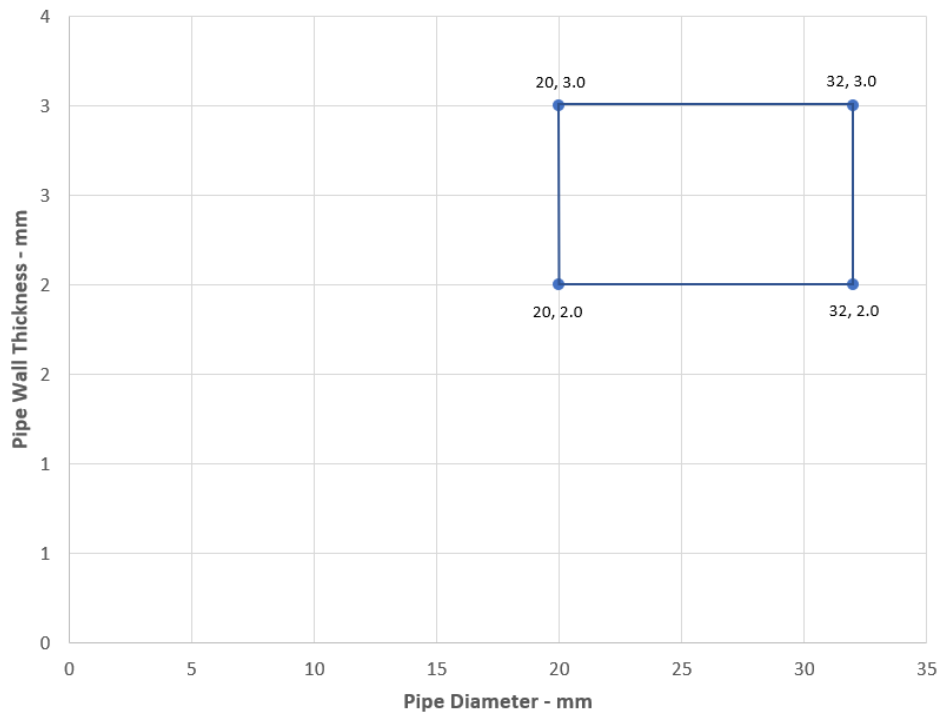
| Services | Sealant depth | Backing | Classification |
|--|---------------|--|-------------------|
| PVC-U pipe according to EN 1329-1, EN 1452-1 and EN 1453-1, PVC-C according to EN 1566-1 | | | |
| Maximum 32 mm diameter/1.0-2.4 mm wall* | 25 mm | Stone wool 25 mm deep min. 33kg/m ³ | EI 120 U/C |
| PE pipe according to EN 1519-1, EN 12201-2 and EN 12666-1, ABS according to EN 1455-1 and pipes made from SAN+PVC according to EN 1565-1 | | | |
| Maximum 32 mm diameter/2.0-3.0 mm wall* | 25 mm | Stone wool 25 mm deep min. 33kg/m ³ | EI 120 U/C |
| PP pipe according to EN 1451-1 or DIN 8077/8078 | | | |
| Maximum 32 mm diameter/1.8-4.4 mm wall* | 25 mm | Stone wool 25 mm deep min. 33kg/m ³ | EI 120 U/C |
| PEX pipe in pipe system | | | |
| 25 mm diameter outer /15 mm diameter x 2.5 mm wall inner | 25 mm | Stone wool 25 mm deep min. 33kg/m ³ | EI 120 C/C |

* Typical pipe diameters shown, see below graph for intermediate sizes

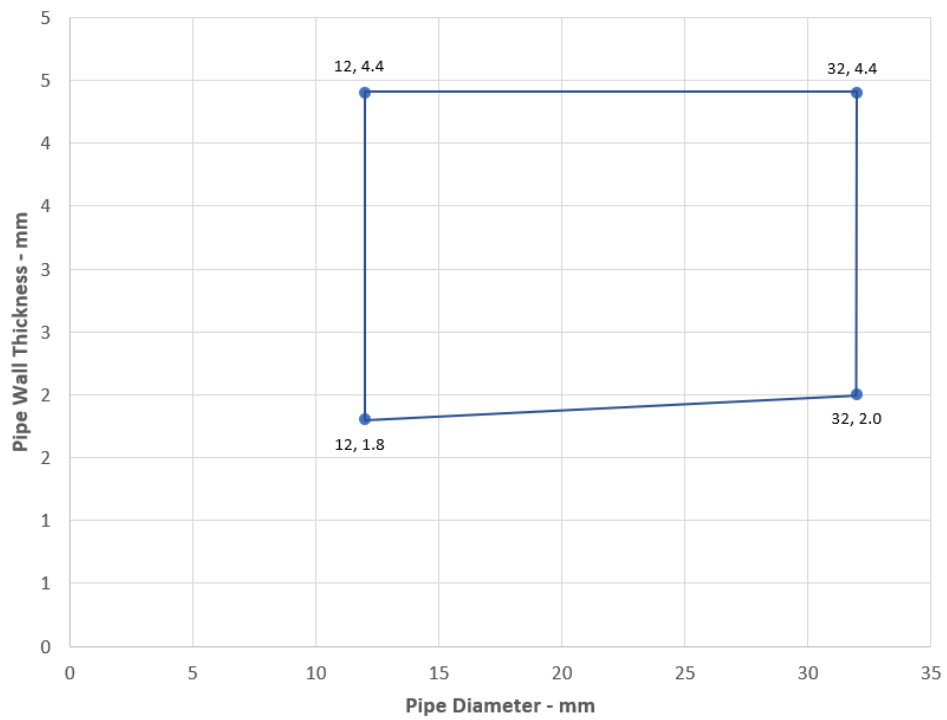
PVC-U Pipes EI 120 - U/C



PE Pipes EI 120 - U/C



PP Pipes EI 120 - U/C



ANNEX B – Air Permeability – ACR 240

| Product tested | 10mm deep x 30mm wide ACR 240 | | |
|---|-------------------------------|-----------------------------|---|
| | Summary of testing procedure | | Result |
| | Pressure (Pa) | Leakage (m ³ /h) | Leakage (m ³ /m ² /h) |
| Results under negative chamber pressure | 25 | 0.00 | 0.00 |
| | 50 | 0.00 | 0.00 |
| | 100 | 0.00 | 0.00 |
| | 200 | 0.00 | 0.00 |
| | 300 | 0.02 | 0.56 |
| | 450 | 0.06 | 1.67 |
| | 600 | 0.22 | 6.11 |
| Results under positive chamber pressure | 25 | 0.00 | 0.00 |
| | 50 | 0.00 | 0.00 |
| | 100 | 0.00 | 0.00 |
| | 200 | 0.00 | 0.00 |
| | 300 | 0.00 | 0.00 |
| | 450 | 0.04 | 1.11 |
| | 600 | 0.25 | 6.94 |

