



ETA-Danmark A/S
Göteborg Plads 1
DK-2150 Nordhavn
Tel. +45 72 24 59 00
Internet www.etadanmark.dk

Authorised and notified
according to Article 29 of the
Regulation (EU)
No 305/2011 of the European
Parliament and of the Council
of 9 March 2011

MEMBER OF EOTA



European Technical Assessment ETA-21/0339 of 2021/04/09

I General Part

Technical Assessment Body issuing the ETA and designated according to Article 29 of the Regulation (EU) No 305/2011: ETA-Danmark A/S

Trade name of the construction product:

Graft FR Acrylic

Product family to which the above construction product belongs:

Fire Stopping and Sealing Product:
• Penetration Seals

Manufacturer:

Polyseam Ltd
15. St. Andrews Road
Huddersfield, West Yorkshire
HD1 6SB, UK

Manufacturing plant:

Polyseam Ltd
15. St. Andrews Road
Huddersfield, West Yorkshire
HD1 6SB, UK

This European Technical Assessment contains:

86 pages including 2 annexes which form an integral part of the document

This European Technical Assessment is issued in accordance with Regulation (EU) No 305/2011, on the basis of:

EAD 350454-00-1104, September 2017

This version replaces:

-

Translations of this European Technical Assessment in other languages shall fully correspond to the original issued document and should be identified as such.

Communication of this European Technical Assessment, including transmission by electronic means, shall be in full. However, partial reproduction may be made, with the written consent of the issuing Technical Assessment Body. Any partial reproduction has to be identified as such.

Table of Contents

I.	SPECIFIC PARTS OF THE EUROPEAN TECHNICAL ASSESSMENT	4
1	Technical description of the product	4
2	Specification of the intended uses of the product in accordance with the applicable European Assessment Document (Hereinafter EAD): EAD 350454-00-1104	5
3	Performance of the product and references to the methods used for its assessment	7
4	ASSESSMENT AND VERIFICATION OF CONSTANCY OF PERFORMANCE (HEREINAFTER AVCP) SYSTEM APPLIED, WITH REFERENCE TO ITS LEGAL BASE	8
5	Technical details necessary for the implementation of the AVCP system, as provided for in the applicable EAD	8
	ANNEX A – Resistance to Fire Classification – Graft FR Acrylic	9
A.1	Rigid wall constructions according to 1.2.1 with wall thickness of minimum 150 mm	9
A.1.1	Single side penetration seal with cables	9
A.1.2	Double side penetration seal with cables	10
A.1.3	Single side penetration seal with metallic (and composite) pipes	11
A.1.4	Single side penetration seal with metallic (and composite) pipes	13
A.1.5	Single side penetration seal with metallic pipes	15
A.1.6	Double side penetration seal with metallic pipes	17
A.1.7	Double side penetration seal with metallic pipes	19
A.1.8	Double side penetration seal with metallic pipes with combustible insulation	21
A.1.9	Double side penetration seal with plastic pipes	23
A.2	Flexible and rigid wall constructions according to 2. 2) with wall thickness of minimum 75 mm	25
A.2.1	Double side penetration seal with cables	25
A.3	Flexible and rigid wall constructions according to 2.2) with wall thickness of minimum 100 mm	29
A.3.1	Double side penetration seal with cables	29
A.3.2	Double side penetration seal with metallic pipes	31
A.3.3	Double side penetration seal with metallic pipes	36
A.3.4	Double side penetration seal with composite pipes	40
A.3.5	Double side penetration seal with metallic (and composite) pipes	41
A.3.6	Double side penetration seal with plastic pipes	43
A.4	Flexible and rigid wall constructions according to 2.2) with wall thickness of minimum 120 mm	45
A.4.1	Double side penetration seal with cables	45
A.5	Timber wall constructions with wall thickness of minimum 100 mm	46
A.5.1	Double side penetration seal with cables	46
A.5.2	Double side penetration seal with cables and Graft Service Coat FR-1	47
A.5.3	Double side penetration seal with metallic pipes	48
A.5.4	Double side penetration seal with metallic pipes	51
A.5.5	Double side penetration seal with plastic pipes and composite pipes	54
A.6	Rigid floor constructions according to 1.2.1 with floor thickness of minimum 150 mm	57
A.6.1	Single side penetration seal with cables	57
A.6.2	Single side penetration seal with cables	58
A.6.3	Single side penetration seal with pipes	59
A.6.4	Double side penetration seal with pipes	61
A.6.5	Double side penetration seal with cables	63
A.6.6	Single side penetration seal with metallic pipes	64
A.6.7	Single side penetration seal with metallic pipes	68
A.6.8	Single side penetration seal with composite pipes	70
A.6.9	Double side penetration seal with metallic pipes	71
A.6.10	Double side penetration seal with metallic pipes	72
A.6.11	Double side penetration seal with metallic pipes	76
A.7	Timber floor constructions with floor thickness of minimum 150 mm	78
A.7.1	Double sided penetration seal with cables	78
A.7.2	Double side penetration seal with metallic pipes	80
A.7.3	Double side penetration seal with plastic pipes and composite pipes	83
	ANNEX B – Air Permeability – Graft FR Acrylic	86

I. SPECIFIC PARTS OF THE EUROPEAN TECHNICAL ASSESSMENT

1 Technical description of the product

- 1) Graft FR Acrylic is a sealant used to form a penetration seal around metallic pipes, plastic pipes, composite pipes, combustible cable conduits and electrical cables to reinstate the fire resistance performance of wall and floor constructions, where they have been provided with apertures for the penetration of services.
- 2) The Graft FR Acrylic is supplied in liquid form contained within 310 & 380 ml cartridges and 300 to 600 ml foil packs. The sealant is gunned into the aperture in the separating element/elements and around the service or services, to a specified depth utilising mineral fibre insulation backing material.
- 3) Graft FR Acrylic contains no carcinogenic substances or mutagenic substances, flame retardants or antimicrobiological agents.
- 4) Polyseam AS submitted a written declaration that Graft FR Acrylic does not contain substances which have to be classified as dangerous according to Directive 67/548/EEC and Regulation (EC) No 1272/2008 and listed in the "Indicative list on dangerous substances" of the EGDS - taking into account the installation conditions of the construction product and the release scenarios resulting from there. An emission report has also been provided.

In addition to the specific clauses relating to dangerous substances contained in this European technical Assessment, there may be other requirements applicable to the products falling within its scope (e.g. transposed European legislation and national laws, regulations and administrative provisions). In order to meet the provisions of the Construction Products Regulation, these requirements need also to be complied with, when and where they apply.

- 5) The use category of Graft FR Acrylic in relation to BWR 3 (Hygiene, health and environment) is IA1, S/W2

2 Specification of the intended uses of the product in accordance with the applicable European Assessment Document (Hereinafter EAD): EAD 350454-00-1104

Detailed information and data is given in Annex A.

- 1) The intended use of system Graft FR Acrylic is to reinstate the fire resistance performance of flexible wall constructions, rigid wall constructions and rigid floor constructions where they are penetrated by various metal pipe services with and without combustible insulation, plastic pipes, combustible cable conduits, composite pipes and electrical cables.
- 2) The specific elements of construction that the system Graft FR Acrylic may be used to provide a penetration seal in, are as follows:
 - a. Flexible walls: The wall must have a minimum thickness of 75 mm and comprise steel studs or timber studs* lined on both faces with minimum 1 layer of 12.5 mm thick boards.
 - b. Timber walls: The wall must have a minimum thickness of 100 mm and comprise solid wood or cross-laminated timber.
 - c. Rigid walls: The wall must have a minimum thickness of 75 mm and comprise concrete, aerated concrete or masonry, with a minimum density of 650 kg/m³.
 - d. Rigid floors: The floor must have a minimum thickness of 150 mm and comprise aerated concrete or concrete with a minimum density of 650 kg/m³.
 - e. Timber floors: The floor must have a minimum thickness of 150 mm and comprise solid wood or cross-laminated timber.

* no part of the penetration seal may be closer than 100 mm to a stud, the cavity must be closed between the penetration seal and the stud, and minimum 100 mm of insulation of class A1 or A2 according to EN 13501-1 must be provided within the cavity between the penetration seal and the stud.

The supporting construction must be classified in accordance with EN 13501-2 for the required fire resistance period.

Graft Fire Protection Systems which involve services penetrating both sides of a flexible wall may also be used in the situation where the services penetrates one side of the wall only and the remaining side of the wall is not penetrated at the same point (i.e. the services continues on the inside of the wall). All fire integrity and thermal insulation ratings for such single-sided penetrations remain the same as for the equivalent double-sided penetration.

- 3) The system Graft FR Acrylic may be used to provide a penetration seal with specific single insulated metal pipes, uninsulated metal pipes, plastic pipes, combustible cable conduits, composite pipes and with specific electrical cables, single or in a bundle (for details see Annex A).
- 4) Apertures in the separating element shall be maximum \varnothing 504 mm, 300 x 300 mm or 100 x 1000 mm. The annular space/gap around the services shall be infilled with Graft FR Acrylic sealant and in some cases a mineral fibre insulation backing material. Blank seals up to 300 x 300 mm are permitted. For full details, see Annex A.
- 5) Pipes shall be supported at maximum 350 mm away from both faces of the wall constructions and from the upper face of floor constructions.

- 6) Where a backing material is described in Annex A, this can be replaced with Graft FR Acrylic if the total seal depth is the same or greater.
- 7) Where single sided top face seals are described in Annex A, these can also be used in composite floors if the thickness of the concrete where the seal is placed is the same or greater than the required depth of the fire seal.
- 8) Where PP pipes are mentioned in Annex A, this includes PP-MV, PP-H, PP-R and similar if the pipe is according to EN 1451-1 or DIN 8077/8078. Where PE pipes are mentioned, this includes PE-LD, PE-MD, PE-HD, PE-X and similar according to EN 1519-1, EN 12201-2 or EN 12666-1.
- 9) The provisions made in this European Technical Approval are based on an assumed working life of the Graft FR Acrylic of 30 years, provided that the conditions laid down in sections 4.2/5.1/5.2 for the packaging/transport/ storage/installation/use/repair are met. The indications given on the working life cannot be interpreted as a guarantee given by the producer or the Technical Assessment Body but are to be regarded only as a means for choosing the right products in relation to the expected economically reasonable working life of the works.
- 10) Type Z₂: Intended for uses in internal conditions with humidity lower than 85 % RH excluding temperatures below 0°C, without exposure to rain or UV.

3 Performance of the product and references to the methods used for its assessment

Product-type: Sealant		Intended use: Penetration Seal
Assessment method	Essential characteristic	Product Performance
BWR 2 Safety in case of fire		
	Reaction to fire	Class B-s1, d0
	Resistance to fire	Annex A
BWR 3 Hygiene, health and environment		
	Air permeability	Annex B
	Water permeability	No performance assessed
	Content, emission and/or release of dangerous substances	Use categories: IA1, S/W2 Declaration of manufacturer
BWR 4 Safety in use		
	Mechanical resistance and stability	No performance assessed
	Resistance to impact/movement	No performance assessed
	Adhesion	No performance assessed
	Durability	Z ₂
BWR 5 Protection against noise		
	Airborne sound insulation	No performance assessed
BWR 6 Energy economy and heat retention		
	Thermal properties	No performance assessed
	Water vapour permeability	No performance assessed

4 ASSESSMENT AND VERIFICATION OF CONSTANCY OF PERFORMANCE (HEREINAFTER AVCP) SYSTEM APPLIED, WITH REFERENCE TO ITS LEGAL BASE

According to the decision 1999/454/EC – Commission Decision of date 22nd June 1999 on the procedure for attesting the conformity of construction products pursuant to Article 20(2) of Council Directive 89/106/EEC as regards fire stopping, fire sealing and fire protective products, published in the Official Journal of the European Union (OJEU) L178/52 of 14/07/1999, (see <https://eur-lex.europa.eu/oj/direct-access.html>) of the European Commission¹, as amended, the system(s) of assessment and verification of constancy of performance (see Annex V to Regulation (EU) No 305/2011) given in the following table(s) applies (apply).

Product(s)	Intended use(s)	Level(s) or class(es)	System(s)
Fire stopping and Fire Sealing Products	For fire compartmentation and/or fire protection or fire performance	Any	1

5 Technical details necessary for the implementation of the AVCP system, as provided for in the applicable EAD

Technical details necessary for the implementation of the AVCP system are laid down in the control plan deposited at ETA-Danmark A/S prior to CE marking

Issued in Copenhagen on 2021-04-09 by



Thomas Bruun

Managing Director, ETA-Danmark

¹ Official Journal of the European Communities L178/52 of 14/7/1999

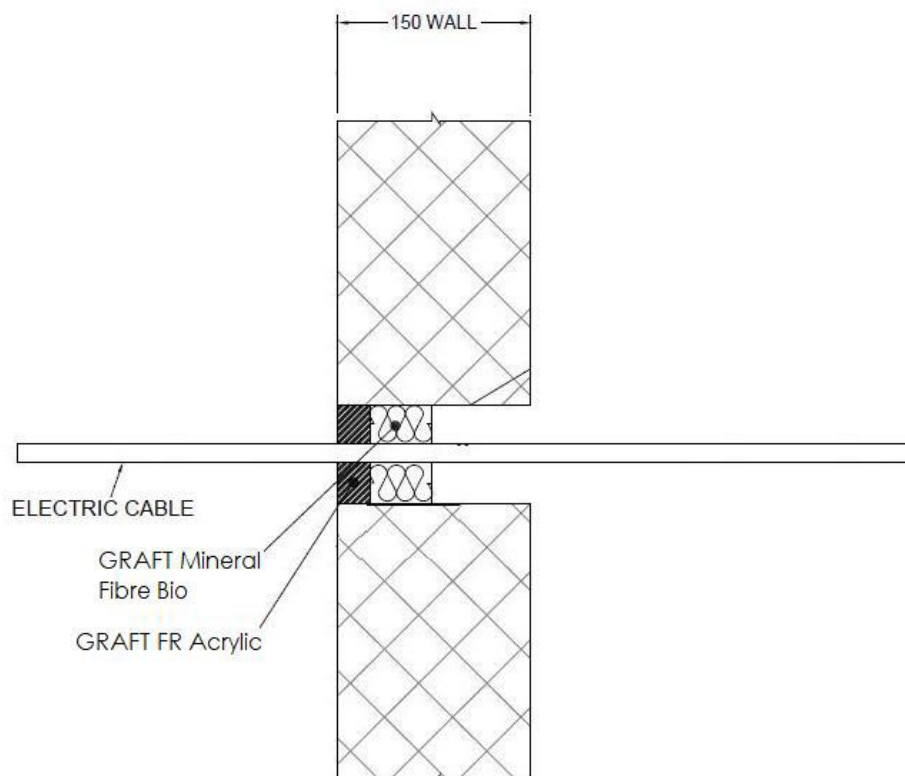
ANNEX A – Resistance to Fire Classification – Graft FR Acrylic

A.1 Rigid wall constructions according to 1.2.1 with wall thickness of minimum 150 mm

A.1.1 Single side penetration seal with cables

Penetration Seal: Cables (single) fitted at any position within the aperture, with Graft FR Acrylic to either side of the wall (or at any position in between), backed with 'Graft Mineral Fibre BIO'. Minimum separation between cables and the edge of the seal of 7 mm.

Construction details:



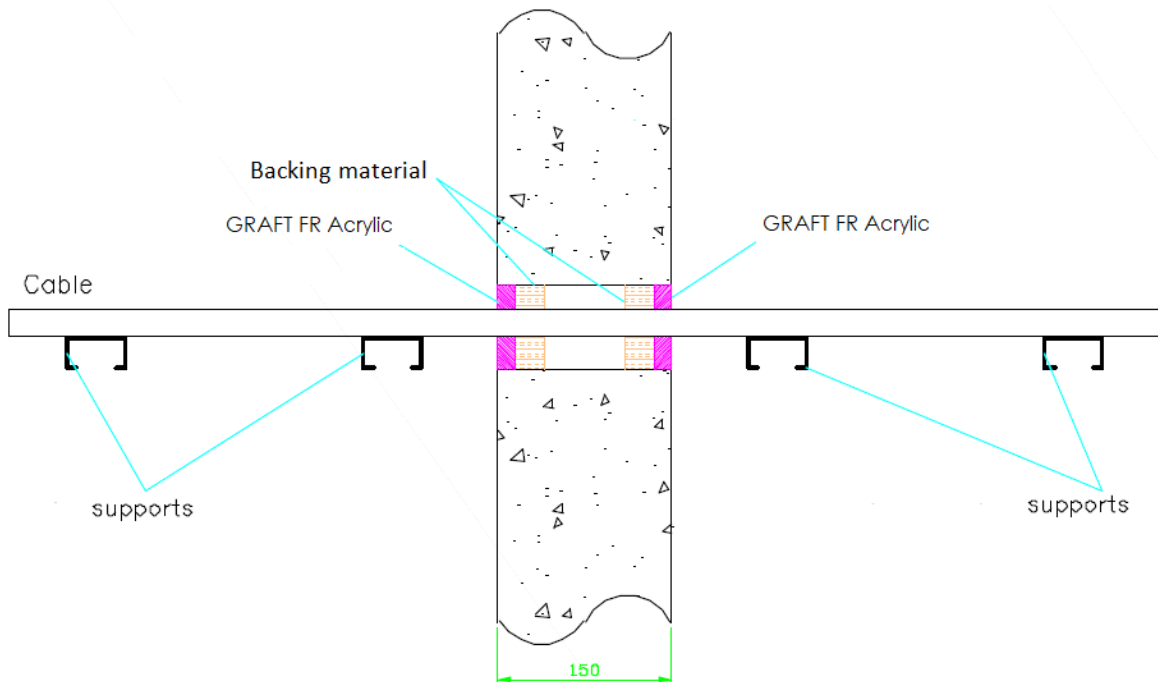
A.1.1.1

Services	Sealant depth	Backing	Maximum seal size	Classification
Single electrical cables up to 21 mm \varnothing	25 mm	48 mm deep Graft Mineral Fibre BIO	87 mm \varnothing	E 240, EI 90
Blank seals	25 mm	48 mm Graft Mineral Fibre BIO insulation	300 x 300 mm	E 240, EI 60
Electric cables up to 21 mm diameter, single.			35 x 35 mm / 36 mm \varnothing	
Blank seals				E 240, EI 120
Electric cables up to 21 mm diameter, single.				

A.1.2 Double side penetration seal with cables

Penetration Seal: Cables fitted with Graft FR Acrylic to both sides of the wall, backed with stone wool or mineral fibre insulation. Maximum seal size of 300 x 300 mm and minimum separation between cables and the edge of the seal of 10 mm.

Construction details:



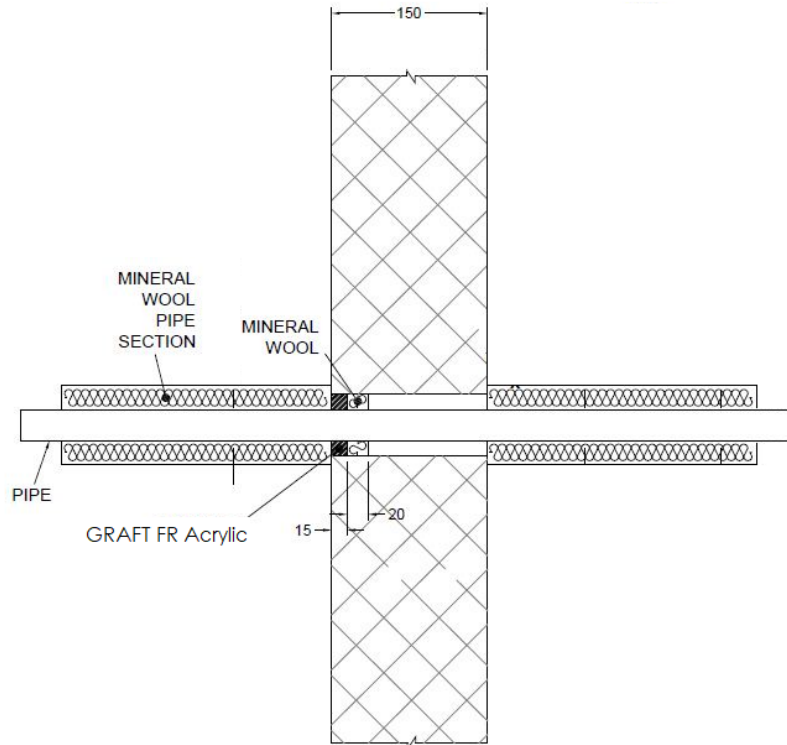
A.1.2.1

Services	Sealant depth	Backing (minimum)	Insulation	Classification
Blank seals	15 mm	25 mm Stone wool 35 kg/m ³	None	EI 240
Electric cables up to 21 mm diameter, single or in a bundle.				E 240, EI 120
Electric cables 22-80 mm diameter, single or in a bundle.				E 120, EI 60
Blank seals	25 mm	48 mm Graft Mineral Fibre BIO		EI 240
Electric cables up to 80 mm diameter, single or in a bundle.				E 240, EI 60
Cables up to 21 mm diameter, single or in a bundle up to 100 mm diameter				EI 240

A.1.3 Single side penetration seal with metallic (and composite) pipes

Penetration Seal: LI (Local Interrupted) of minimum length stated below or CI (Continuous Interrupted) insulated metallic and composite pipes (single) fitted at any position within the aperture, with 15 mm deep Graft FR Acrylic to either side of the wall (or at any position between), backed with 20 mm deep minimum 40 kg/m³ stone wool insulation*.

Construction details:



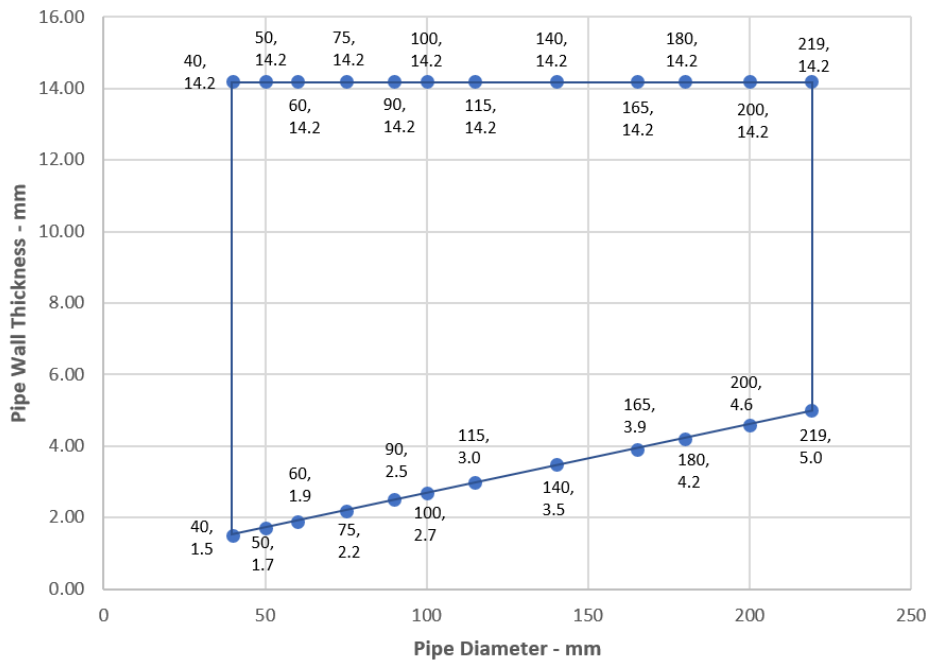
A.1.3.1

Services	Seal width around pipe	Insulation (minimum)	Classification
Copper or steel pipe up to 54 mm diameter/0.9-14.2 mm wall	8-9 mm	1000 mm length 20 mm Stone wool insulation 80 kg/m ³	E 240 C/U, EI 180 C/U
Copper or steel pipe up to 12 mm diameter/0.9-5 mm wall	8 mm		EI 240 C/U
Alupex composite pipe 75 mm diameter/7.5 mm wall	30 mm	25 mm Graft Mineral Fibre BIO insulation, 600 mm long (min.)	EI 120 C/U

Services	Seal width around pipe	Insulation (minimum)	Classification
Mild or stainless steel pipe	6-18 mm	1000 mm length of 20 mm Stone wool insulation 80 kg/m ³	EI 240 C/U
40 mm diameter/1.5-14.2 mm wall*			
40 mm diameter/1.5-14.2 mm wall*		1000 mm length of 30 mm Stone wool insulation 80 kg/m ³	E 180 C/U, EI 90 C/U
50 mm diameter/1.7-14.2 mm wall*			
60 mm diameter/1.9-14.2 mm wall*			
75 mm diameter/2.2-14.2 mm wall*			
90 mm diameter/2.5-14.2 mm wall*			
100 mm diameter/2.7-14.2 mm wall*			
115 mm diameter/3-14.2 mm wall*			
140 mm diameter/3.5-14.2 mm wall*			
165 mm diameter/ 3.9-14.2 mm wall*			
180 mm diameter/ 4.2-14.2 mm wall*			
200 mm diameter/ 4.6-14.2 mm wall*			
219 mm diameter/ 5.0-14.2 mm wall*			

* Typical pipe diameters shown, see below graph for intermediate sizes

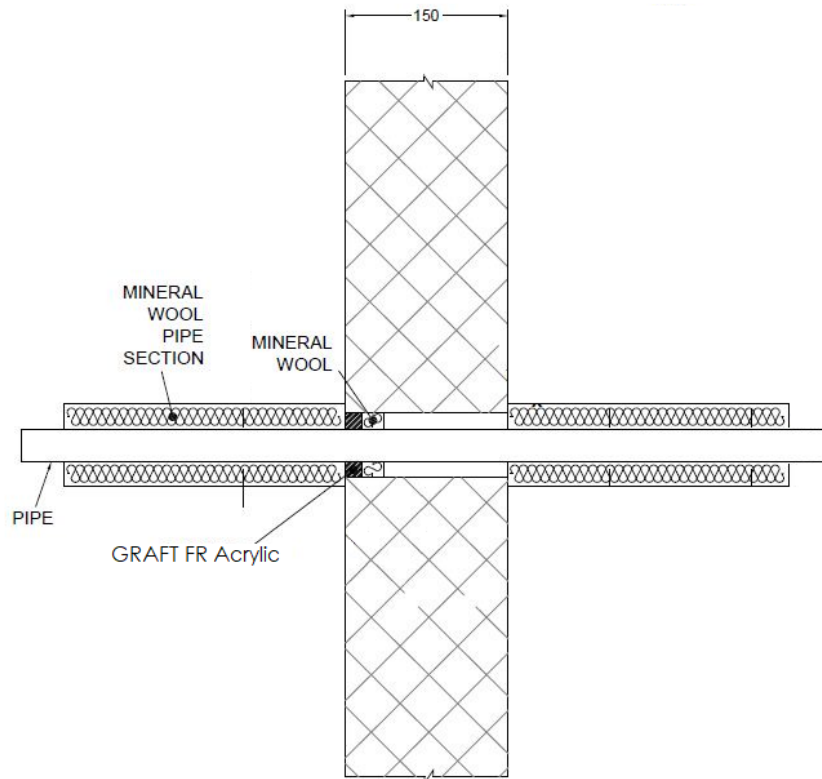
Steel Pipes with Mineral Wool Insulation - C/U



A.1.4 Single side penetration seal with metallic (and composite) pipes

Penetration Seal: LI (Local Interrupted) of minimum length stated below or CI (Continuous Interrupted) insulated metallic and composite pipes (single) fitted at any position within the aperture, with 25 mm deep Graft FR Acrylic to either side of the wall (or at any position between), backed with 25 mm deep minimum 40 kg/m³ stone wool insulation*.

Construction details:



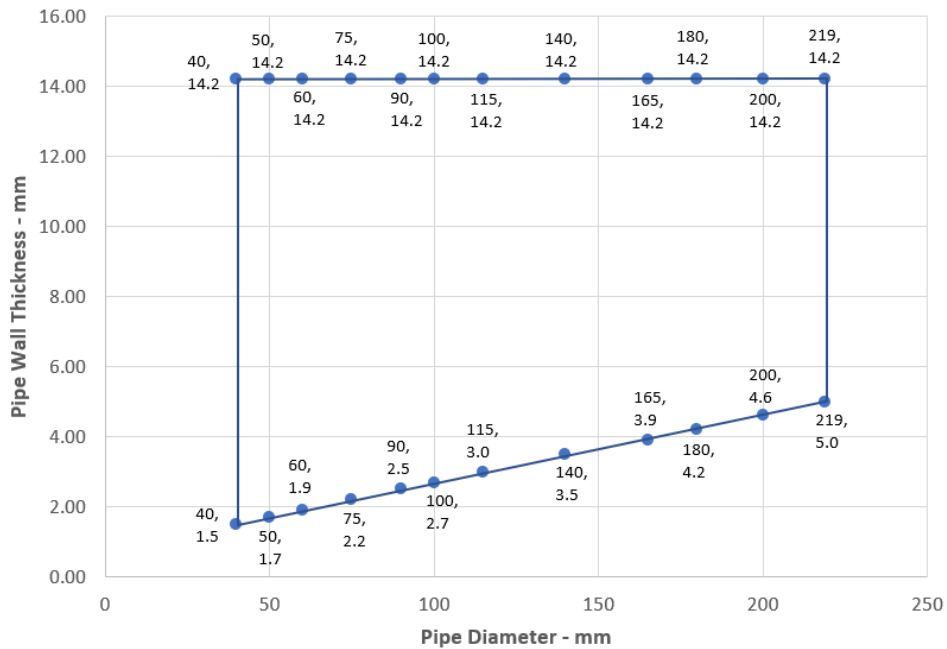
A.1.4.1

Services	Maximum Seal size	Insulation (minimum)	Classification
Copper or steel pipe up to 54 mm diameter/0.9-14.2 mm wall	300 x 300 mm	1000 mm length 20 mm Stone wool insulation 80 kg/m ³	E 240 C/U, EI 60 C/U
Alupex composite pipe 75 mm diameter/7.5 mm wall		25 mm Graft Mineral Fibre BIO insulation, 600 mm long (min.)	

Services	Maximum seal size	Insulation (minimum)	Classification
Mild or stainless steel pipe	300 x 300 mm	1000 mm length of 20 mm Stone wool insulation 80 kg/m ³	E 240 C/U, EI 60 C/U
40 mm diameter/1.5-14.2 mm wall*			
40 mm diameter/1.5-14.2 mm wall*		1000 mm length of 30 mm Stone wool insulation 80 kg/m ³	
50 mm diameter/1.7-14.2 mm wall*			
60 mm diameter/1.9-14.2 mm wall*			
75 mm diameter/2.2-14.2 mm wall*			
90 mm diameter/2.5-14.2 mm wall*			
100 mm diameter/2.7-14.2 mm wall*			
115 mm diameter/3-14.2 mm wall*			
140 mm diameter/3.5-14.2 mm wall*			
165 mm diameter/ 3.9-14.2 mm wall*			
180 mm diameter/ 4.2-14.2 mm wall*			
200 mm diameter/ 4.6-14.2 mm wall*			
219 mm diameter/ 5.0-14.2 mm wall*			

* Typical pipe diameters shown, see below graph for intermediate sizes

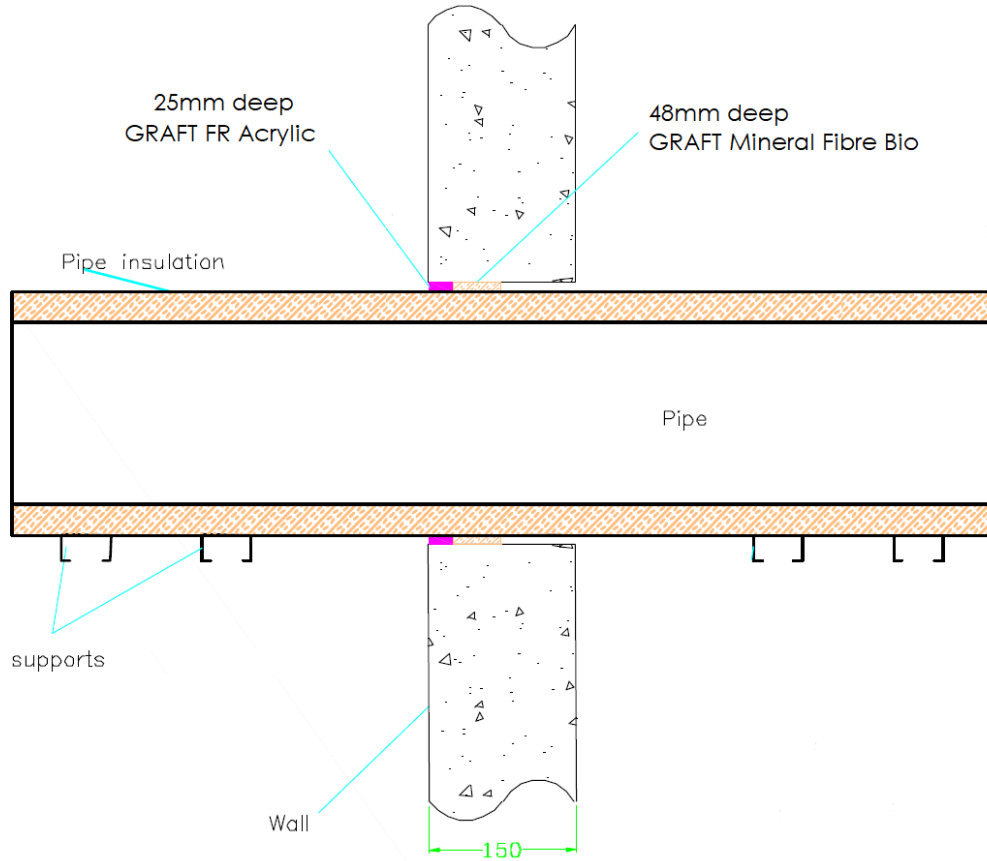
Steel Pipes with Mineral Wool Insulation - C/U



A.1.5 Single side penetration seal with metallic pipes

Penetration Seal: CS (Continuous Sustained) insulated metallic (single), with 25 mm deep Graft FR Acrylic to either side of the wall (or at any position between), backed with 48 mm deep Graft Mineral Fibre BIO insulation. Minimum annular space 10 mm and minimum separation between penetrations seals of 30 mm. Maximum seal size 300 x 300 mm or 504 mm \varnothing .

Construction details:

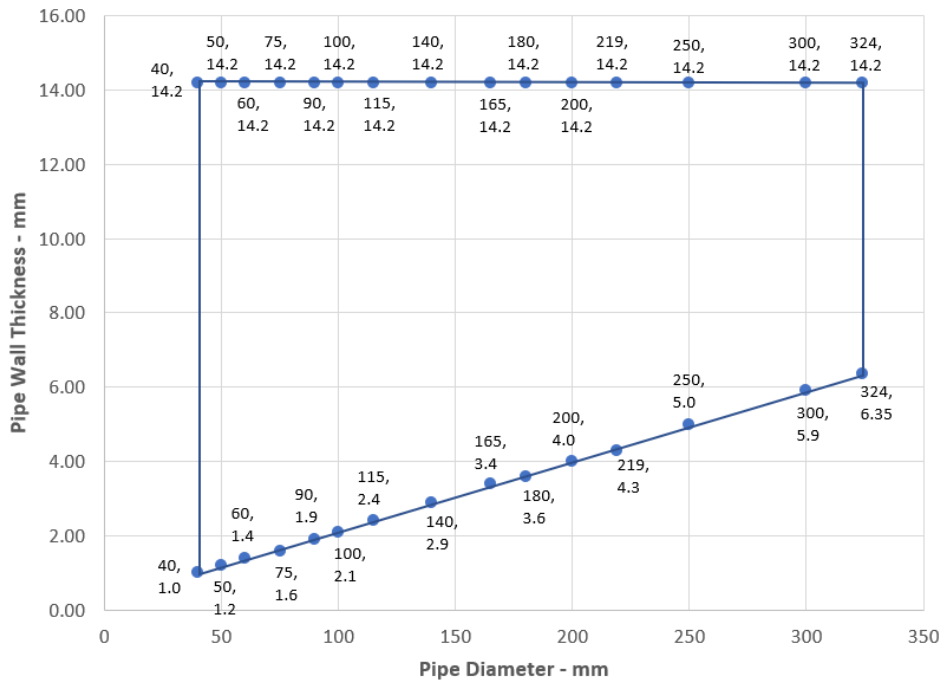


A.1.5.1 Single side penetration seal with pipes

Services	Insulation	Classification
Mild or stainless steel pipe		
40 mm diameter/1-14.2 mm wall	20 mm thick stone, mineral wool min. 80 kg/m ³	EI 240 C/U
40 mm diameter/1-14.2 mm wall*	30-80 mm thick stone, mineral wool min. 80 kg/m ³	EI 180 C/U
50 mm diameter/1.2-14.2 mm wall*		
60 mm diameter/1.4-14.2 mm wall*		
75 mm diameter/1.6-14.2 mm wall*		
90 mm diameter/1.9-14.2 mm wall*		
100 mm diameter/2.1-14.2 mm wall*		
115 mm diameter/2.4-14.2 mm wall*		
140 mm diameter/2.9-14.2 mm wall*		
165 mm diameter/ 3.4-14.2 mm wall*		
180 mm diameter/ 3.6-14.2 mm wall*		
200 mm diameter/ 4.0-14.2 mm wall*		
219 mm diameter/ 4.3-14.2 mm wall*		
250 mm diameter/ 5.0-14.2 mm wall*		
300 mm diameter/ 5.9-14.2 mm wall*		
324 mm diameter/ 6.35-14.2 mm wall*		

* Typical pipe diameters shown, see below graph for intermediate sizes

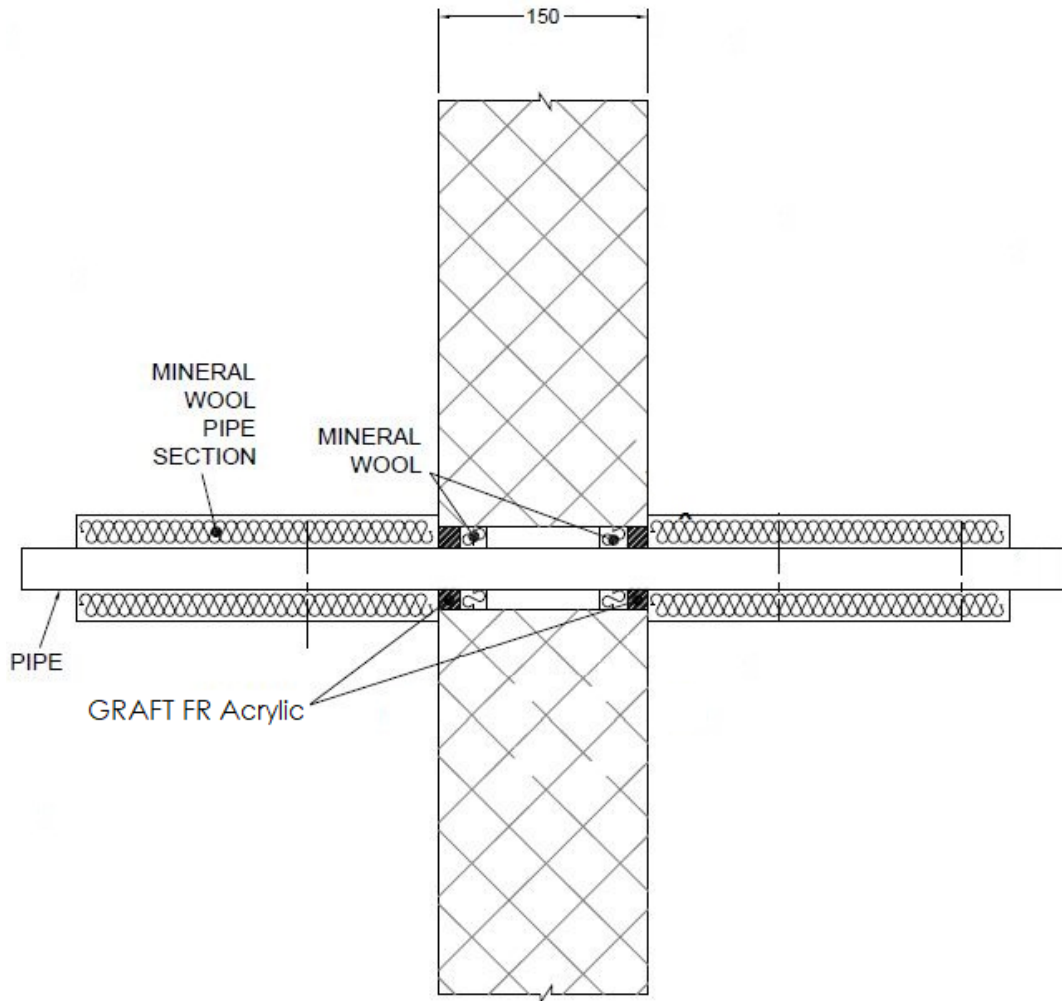
Steel Pipes with Mineral Wool Insulation - C/U



A.1.6 Double side penetration seal with metallic pipes

Penetration Seal: 1000 mm (min.) LI (Local Interrupted) or CI (Continuous Interrupted) insulated metallic pipes (single) fitted at any position within the aperture, with 15 mm deep Graft FR Acrylic to both sides of the wall, backed with 20 or 30 mm deep minimum 40 kg/m³ stone wool insulation.

Construction details:

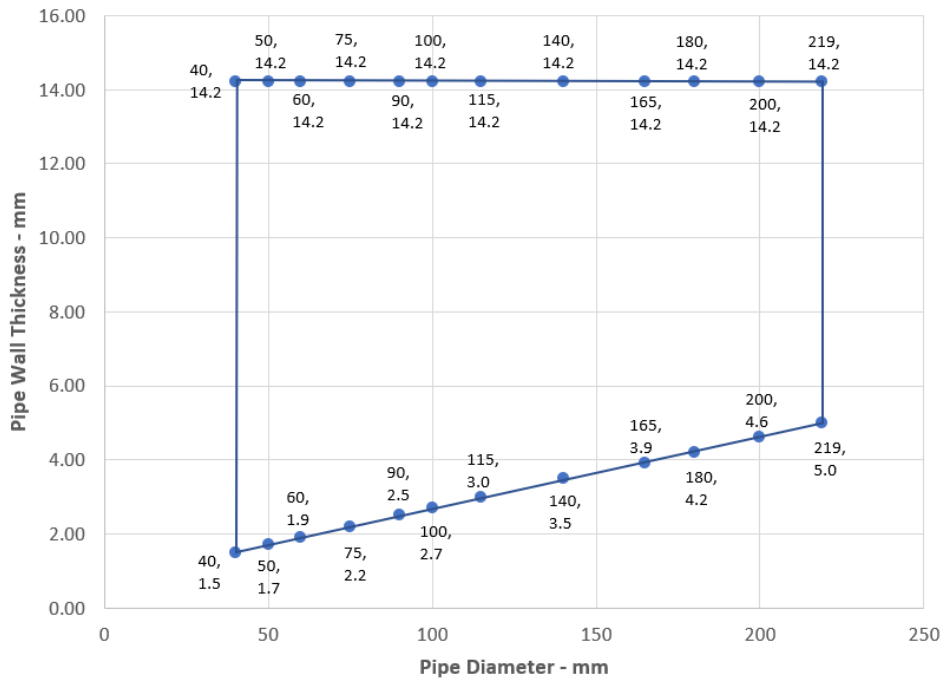


A.1.6.1

Services	Maximum seal size	Insulation (minimum)	Classification
Mild or stainless steel pipe	300 x 300 mm	20 mm Stone wool insulation 80 kg/m ³	EI 240 C/U
40 mm diameter/1.5-14.2 mm wall*			
40 mm diameter/1.5-14.2 mm wall*		30 mm Stone wool insulation 80 kg/m ³	E 240, EI 120 C/U
50 mm diameter/1.7-14.2 mm wall*			
60 mm diameter/1.9-14.2 mm wall*			
75 mm diameter/2.2-14.2 mm wall*			
90 mm diameter/2.5-14.2 mm wall*			
100 mm diameter/2.7-14.2 mm wall*			
115 mm diameter/3-14.2 mm wall*			
140 mm diameter/3.5-14.2 mm wall*			
165 mm diameter/ 3.9-14.2 mm wall*			
180 mm diameter/ 4.2-14.2 mm wall*			
200 mm diameter/ 4.6-14.2 mm wall*			
219 mm diameter/ 5.0-14.2 mm wall*			

* Typical pipe diameters shown, see below graph for intermediate sizes

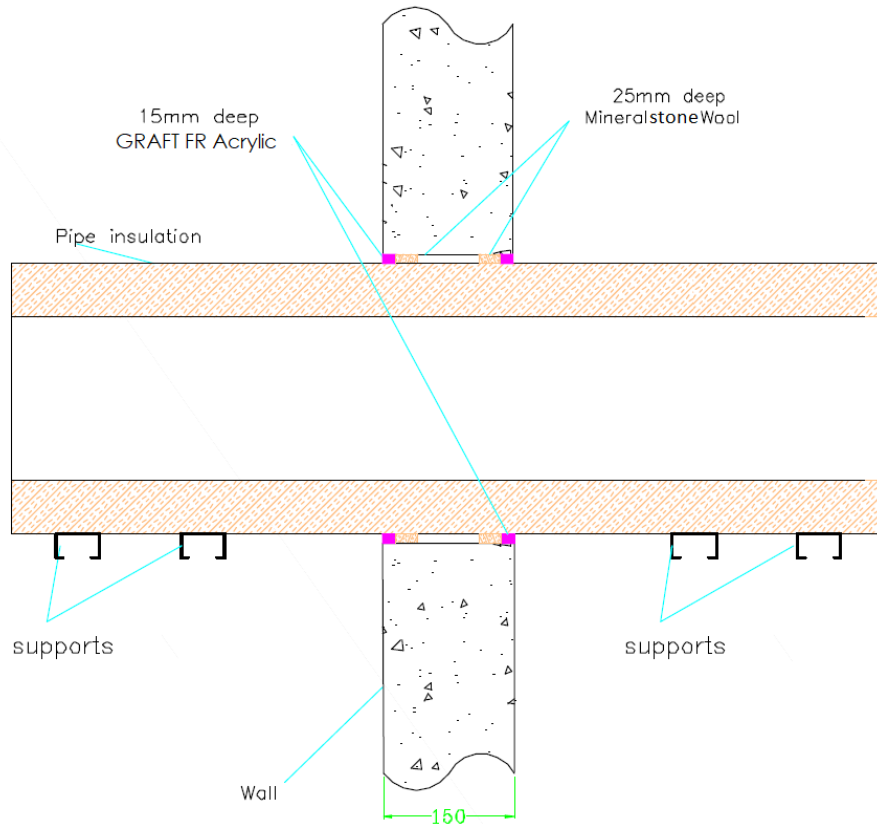
Steel Pipes with Mineral Wool Insulation - C/U



A.1.7 Double side penetration seal with metallic pipes

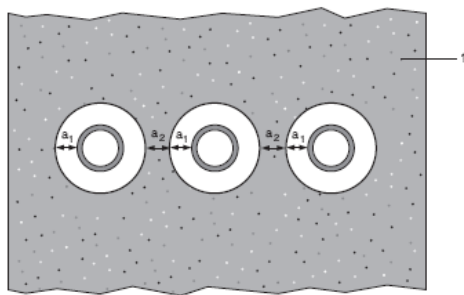
Penetration Seal: CS (Continuous Sustained) insulated metallic pipes (single) fitted at any position within the aperture, with 15 mm Graft FR Acrylic to both sides of the wall, backed with 25 mm deep stone wool insulation minimum 35 kg/m³. Minimum annular space 10 mm (A1) and minimum separation between penetration seals 30 mm (A2). Maximum seal size 300 x 300 mm / 504 mm Ø

Construction details:



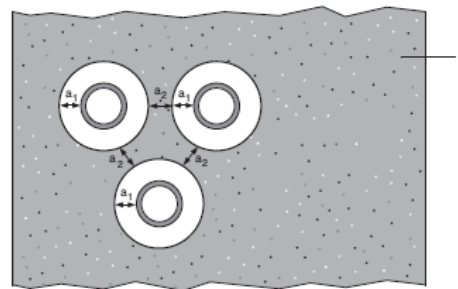
Configuration 1

Option 1



Configuration 2

Option 2



Key

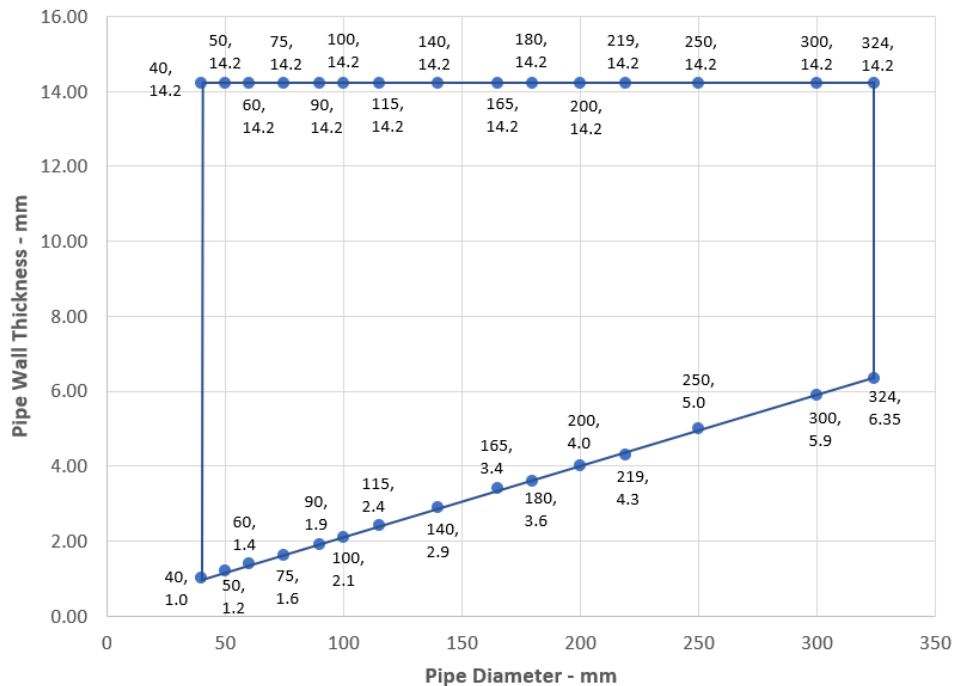
- 1 Supporting construction
- a1 Pipe / top edge of seal separation
- a2 Pipe / side edge of seal separation
- a3 Pipe / pipe separation

A.1.7.1 Double side penetration seal with pipes

Services	Insulation	Classification
Mild or stainless steel pipe		
40 mm diameter/1-14.2 mm wall	20 mm thick stone, mineral wool min. 80 kg/m ³	EI 240 C/U
40 mm diameter/1-14.2 mm wall*	30-80 mm thick stone, mineral wool min. 80 kg/m ³	
50 mm diameter/1.2-14.2 mm wall*		
60 mm diameter/1.4-14.2 mm wall*		
75 mm diameter/1.6-14.2 mm wall*		
90 mm diameter/1.9-14.2 mm wall*		
100 mm diameter/2.1-14.2 mm wall*		
115 mm diameter/2.4-14.2 mm wall*		
140 mm diameter/2.9-14.2 mm wall*		
165 mm diameter/ 3.4-14.2 mm wall*		
180 mm diameter/ 3.6-14.2 mm wall*		
200 mm diameter/ 4.0-14.2 mm wall*		
219 mm diameter/ 4.3-14.2 mm wall*		
250 mm diameter/ 5.0-14.2 mm wall*		
300 mm diameter/ 5.9-14.2 mm wall*		
324 mm diameter/ 6.35-14.2 mm wall*		

* Typical pipe diameters shown, see below graph for intermediate sizes

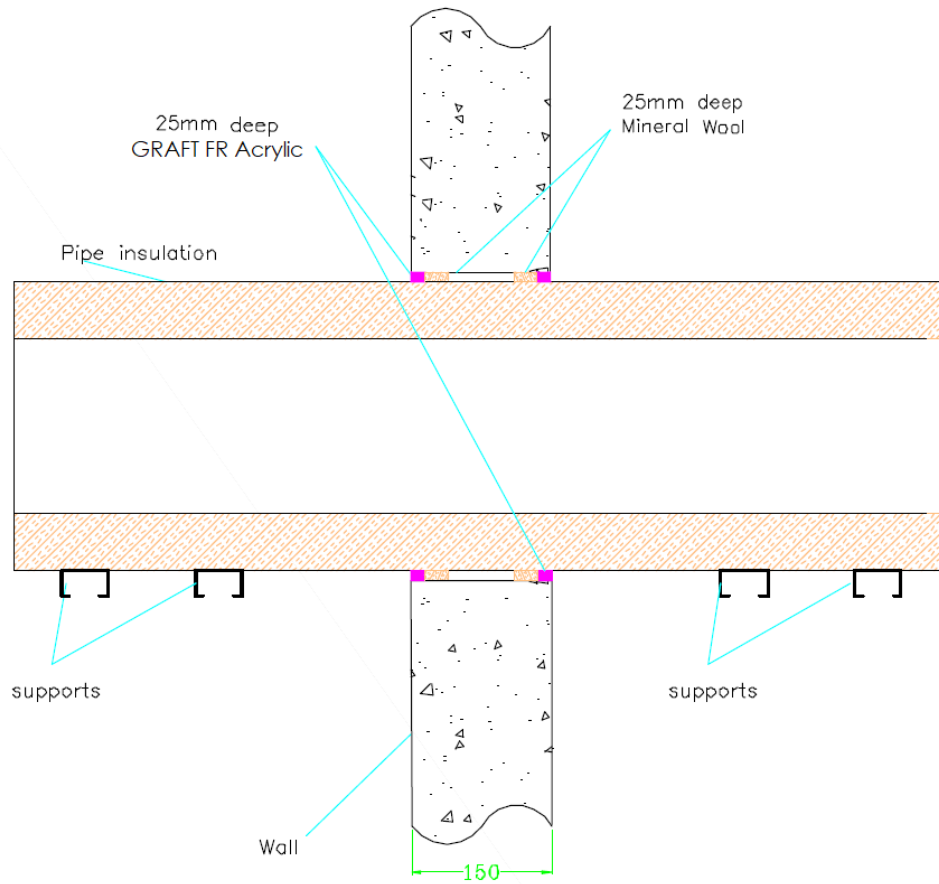
Steel Pipes with Mineral Wool Insulation - C/U



A.1.8 Double side penetration seal with metallic pipes with combustible insulation

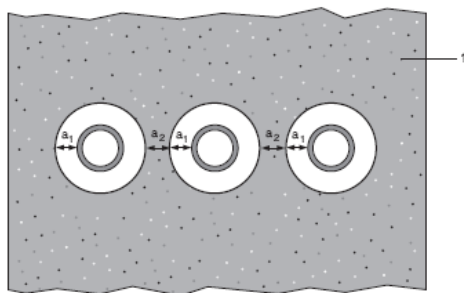
Penetration Seal: CS (Continuous Sustained) insulated metallic pipes (single) fitted at any position within the aperture, with 25 mm Graft FR Acrylic to both sides of the wall, backed with 25 mm deep stone wool insulation minimum 35 kg/m³. Minimum annular space 10 mm (A1) and minimum separation between penetration seals 30 mm (A2). Maximum seal size 300 x 300 mm / 300 mm Ø

Construction details:



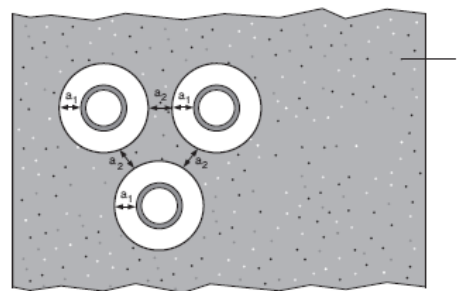
Configuration 1

Option 1



Configuration 2

Option 2



Key

- 1 Supporting construction
- a1 Pipe / top edge of seal separation
- a2 Pipe / side edge of seal separation
- a3 Pipe / pipe separation

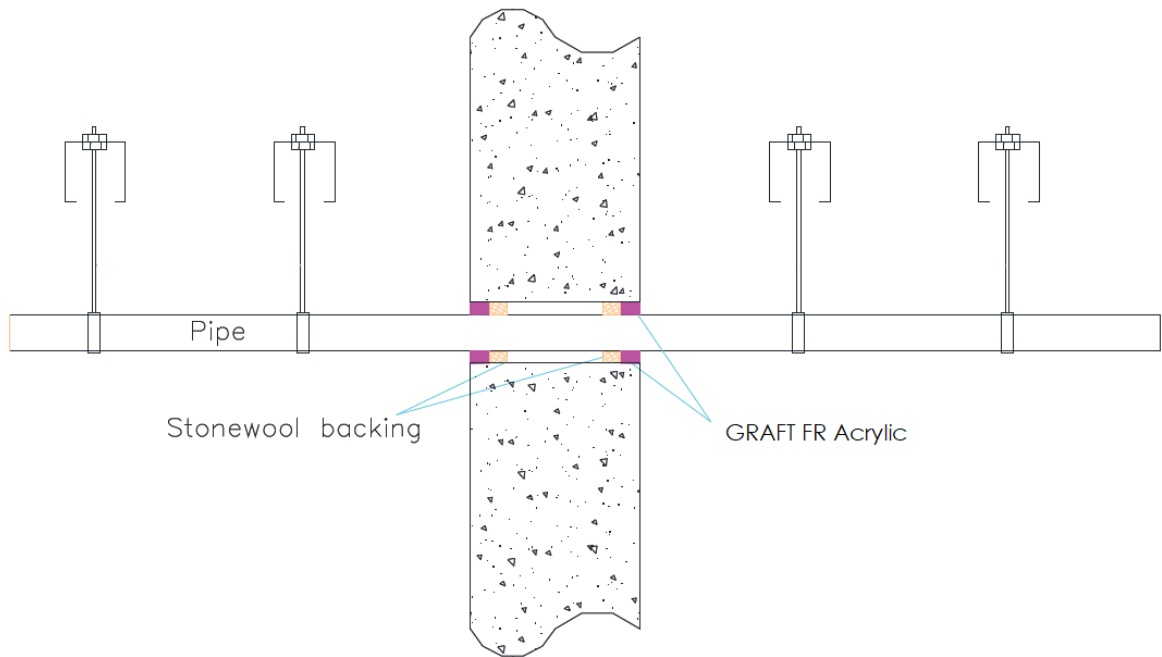
A.1.8.1 Double side penetration seal with metallic pipes with combustible insulation

Services	Insulation	Classification
Mild or stainless steel pipe		
22 mm diameter/2-11 mm wall	13 mm thick Elastomeric insulation minimum class B-s3,d0	E 240 C/U, EI 180 C/U
22-114 mm diameter/2-14.2 mm wall	13-25 mm thick Elastomeric insulation minimum class B-s3,d0	E 120 C/U, EI 90 C/U
22-114 mm diameter/2-14.2 mm wall	25-50 mm thick Elastomeric insulation minimum class B-s3,d0	EI 60 C/U

A.1.9 Double side penetration seal with plastic pipes

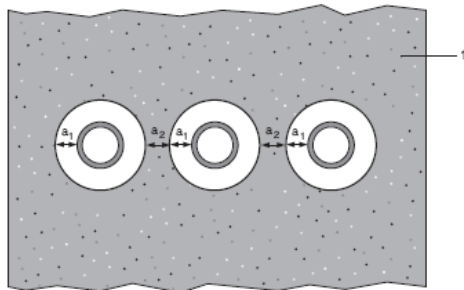
Penetration Seal: Plastic pipes (single) fitted at any position within the aperture, with 25 mm Graft FR Acrylic to both sides of the wall, backed with 25 mm deep stone wool insulation minimum 35 kg/m³. Minimum annular space 10 mm (A1) and minimum separation between penetration seals 30 mm (A2). Maximum seal size 300 x 300 mm / 300 mm Ø

Construction details:



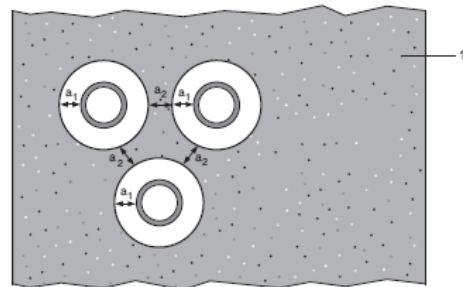
Configuration 1

Option 1



Configuration 2

Option 2



Key

1 Supporting construction

a1 Pipe / top edge of seal separation

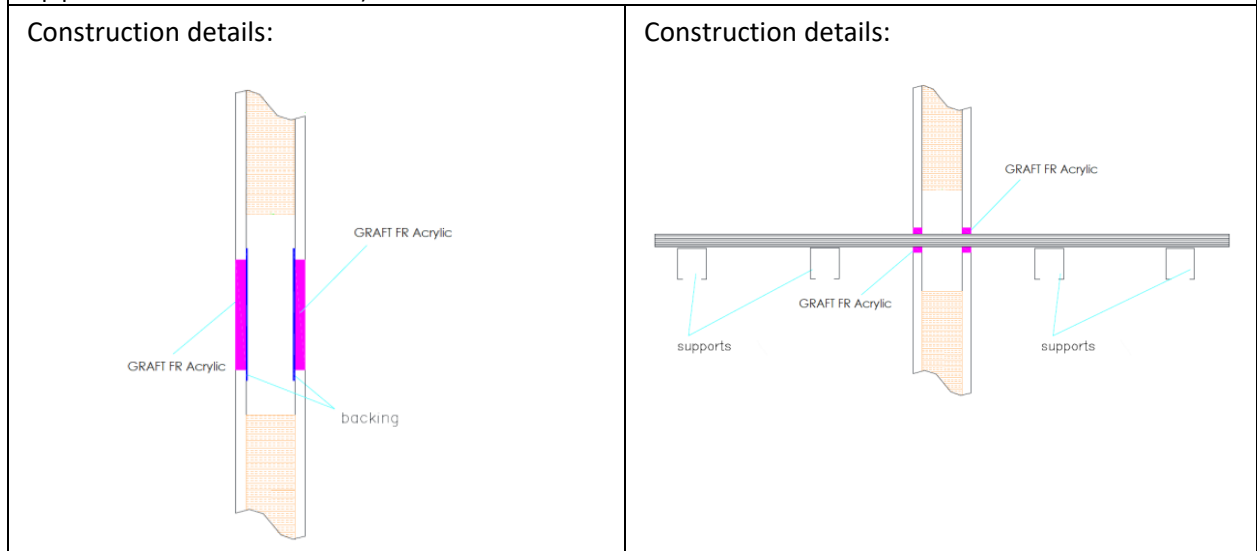
a2 Pipe / side edge of seal separation

A.1.9.1 Double side penetration seal with plastic pipes

Pipe material	Size	Classification
PVC-U pipe according to EN 1329-1, EN 1452-1 and EN 1453-1, PVC-C according to EN 1566-1	6-32 mm diameter/1.0-2.4 mm wall	EI 240 U/C
PP pipe according to EN 1451-1 or DIN 8077/8078	32 mm diameter/2.0-4.4 mm wall	EI 180 C/U
	12-32 mm diameter/1.8-4.4 mm wall	EI 240 C/U
PE pipe according to EN 1519-1, EN 12201-2 and EN 12666-1, ABS according to EN 1455-1 and pipes made from SAN+PVC according to EN 1565-1	20-32 mm diameter/2.0 mm wall	EI 240 C/U
	20-32 mm diameter/2.0-4.4 mm wall	EI 120 C/U

A.2 Flexible and rigid wall constructions according to 2. 2) with wall thickness of minimum 75 mm**A.2.1 Double side penetration seal with cables**

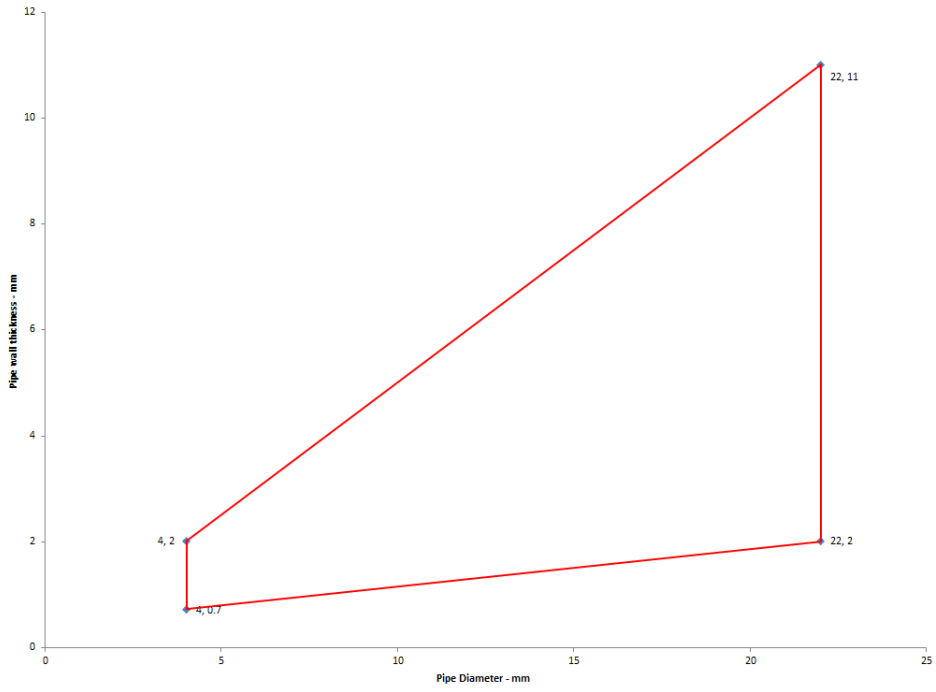
Penetration Seal: Cables (single or bundles up to 100 mm \varnothing) and pipes fitted at any position within the aperture, with Graft FR Acrylic to both sides of the wall. Minimum annular space 10 mm (A1) and minimum separation between penetration seals 30 mm (A2), maximum seal size 150 x 150 mm / 344 mm diameter (when incorporating a pipe of seal diameter -20 mm).

**A.2.1.1**

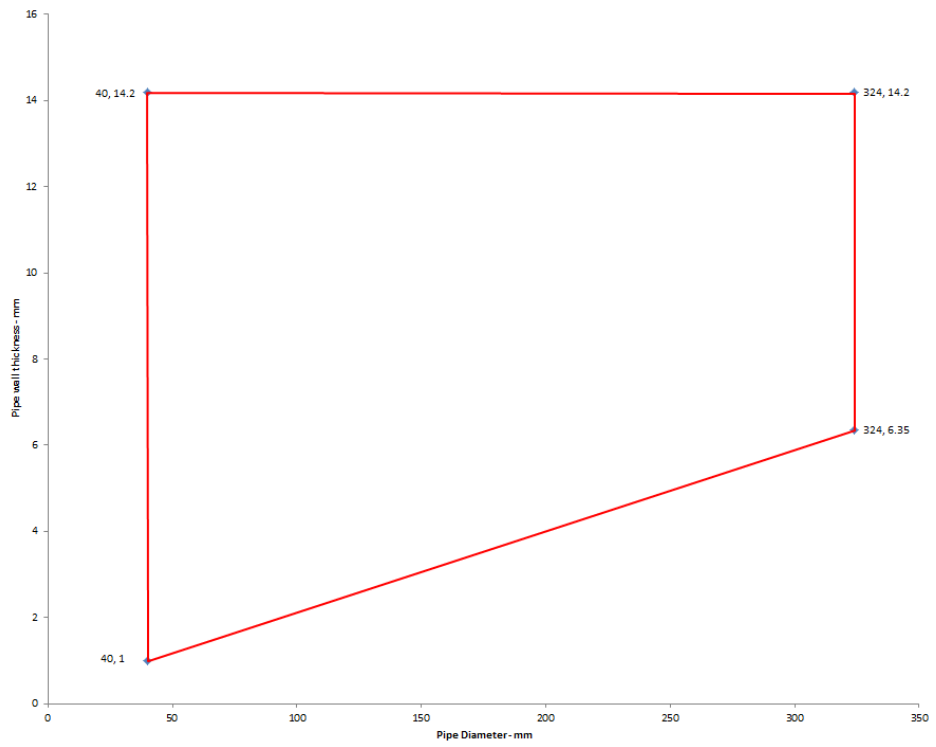
Services	Sealant depth	Backing	Classification
None (blank)	12.5 mm	Any material	EI 60
Cables up to 21 mm \varnothing , single		None	E 60, EI 45
Cables up to 21 mm \varnothing , in bundles up to 100 mm \varnothing			E 45, EI 30
Mild or stainless steel pipe			
4 mm diameter /0.7-2.0 mm wall	12.5 mm	None	E 60 C/U, EI 45 C/U
5-22 mm diameter /0.7-11 mm wall*			E 60 C/U, EI 30 C/U
Mild or stainless steel pipe with minimum 80 kg/m ³ density stone wool insulation Continuous Sustained (CS)			
40 mm diameter /1-14.2 mm wall, 20 mm insulation	12.5 mm	None	E 60 C/U, EI 45 C/U
40-324 mm diameter /1.0-14.2 mm wall, 30 mm insulation*			
PVC-U pipe according to EN 1329-1, EN 1452-1 and EN 1453-1, PVC-C according to EN 1566-1			
6-32 mm \varnothing /1.0-1.8 mm wall, with bundle of cables up to 21 mm diameter*	12.5 mm	None	E 60 U/C, EI 45 U/C
PP pipe according to EN 1451-1 or DIN 8077/8078			
20 mm \varnothing /2.3 mm wall	12.5 mm	None	EI 45 U/C
21-32 mm \varnothing /2.3-4.4 mm wall*			EI 30 U/C
21-32 mm \varnothing /2.3-4.4 mm wall, with bundle of cables up to 21 mm diameter*			E 45 U/C, EI 30 U/C
PE pipe according to EN 1519-1, EN 12201-2 and EN 12666-1, ABS according to EN 1455-1 and pipes made from SAN+PVC according to EN 1565-1			
20 mm \varnothing /2.0 mm wall	12.5 mm	None	EI 45 U/C
21-32 mm \varnothing /2.0-3.0 mm wall*			EI 30 U/C
21-32 mm \varnothing /2.0-3.0 mm wall, with bundle of cables up to 21 mm* diameter			E 45 U/C, EI 30 U/C

* See below graphs for interpolated pipe sizes

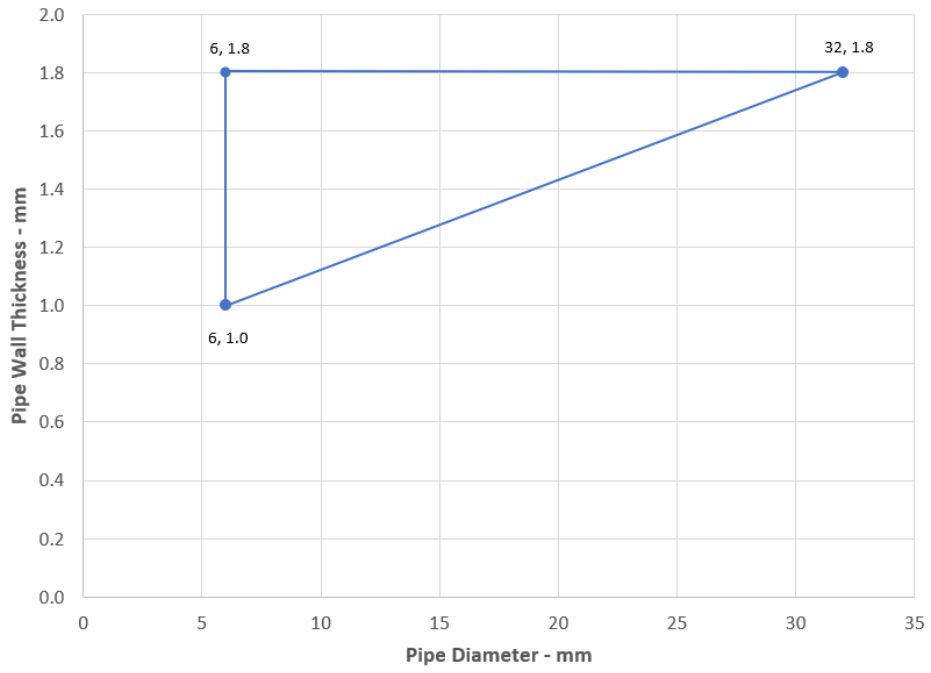
Steel Pipe- E 60 U/C, EI 30 U/C



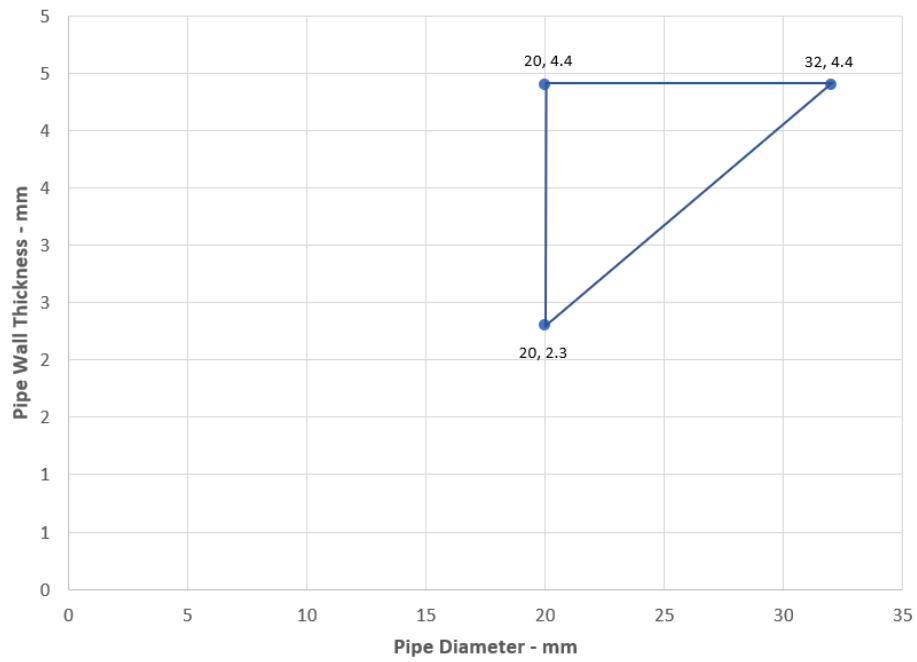
Steel pipes with 30 mm Insulation



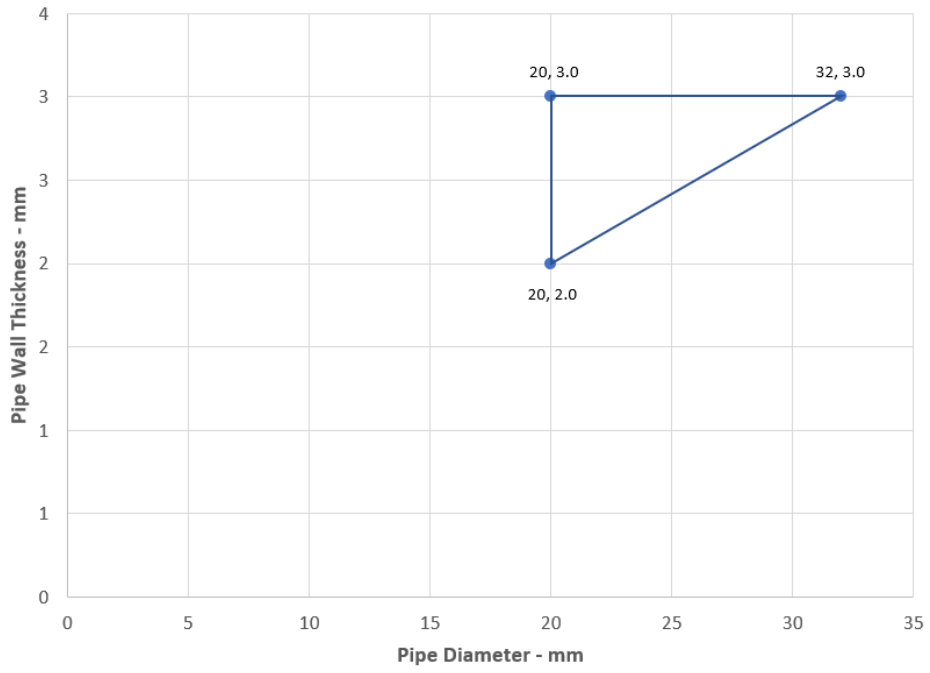
PVC-U Pipes - U/C



PP Pipes - EI 30 U/C



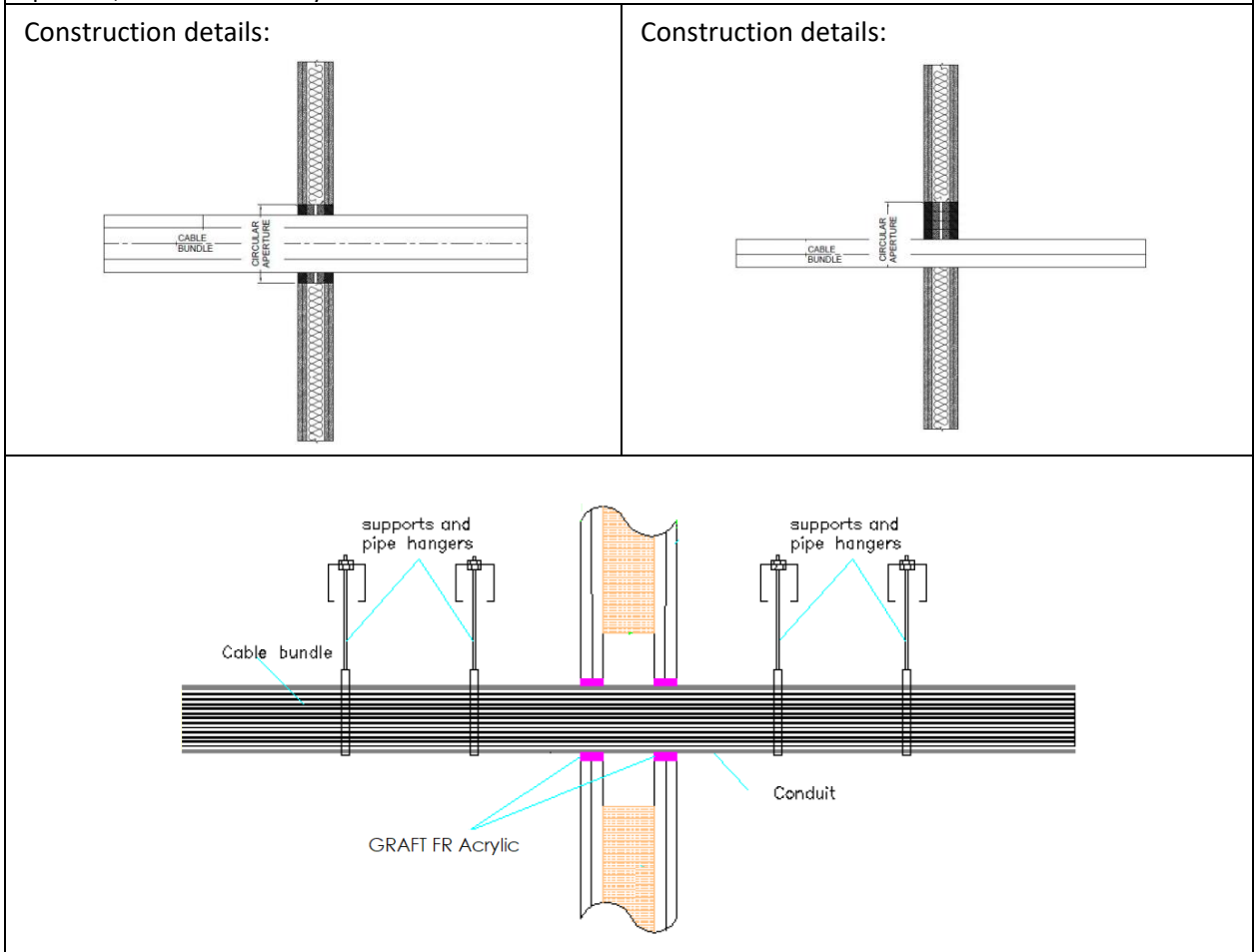
PE Pipes - EI 30 U/C



A.3 Flexible and rigid wall constructions according to 2.2) with wall thickness of minimum 100 mm

A.3.1 Double side penetration seal with cables

Penetration Seal: Cables (single or bundles up to 100 mm Ø) and conduits fitted at any position within the aperture, with Graft FR Acrylic to both sides of the wall.



A.3.1.1

Services	Sealant depth	Backing	Maximum aperture	Classification
None (blank)	12.5 mm	Stone wool 20 mm deep 35-140 kg/m ³	300 x 300 mm*	EI 120
Cables up to 21 mm Ø, single or in bundles up to 50 mm Ø	12.5 mm	Stone wool 12.5 mm deep min. 33 kg/m ³		E 120, EI 90
Electrical cables up to 21 mm Ø, single or in bundles up to 100 mm Ø	25 mm	Stone wool 20 mm deep min. 40 kg/m ³		EI 120
Electrical cables up to 80 mm Ø, single or in bundles up to 100 mm Ø		25 mm Graft Mineral Fibre BIO		E 120, EI 60
Single 'E cable' - 1 x 185 mm ² core HD603.3 electrical cable with PVC insulation, PVC sheath and 23-27 mm diameter	12.5 mm	Stone wool 20 mm deep min. 140 kg/m ³		E 120, EI 60

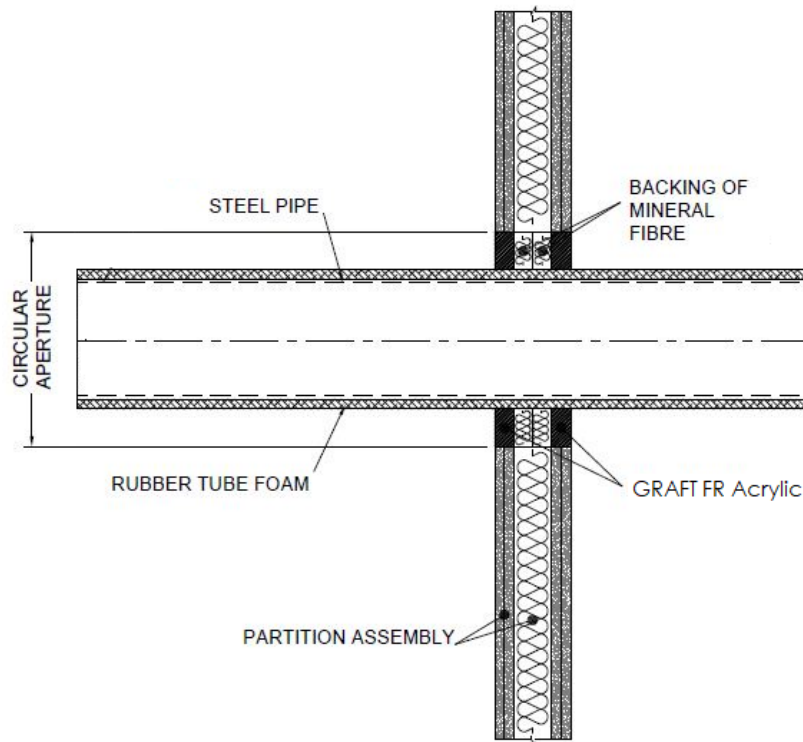
* Or 30 mm wide x 3000 mm high for cables up to 21 mm Ø

Services	Sealant depth	Backing	Maximum Annular space	Classification
PVC-U pipe according to EN 1329-1, EN 1452-2 and EN 1453-1, PVC-C according to EN 1566-1				
Maximum diameter 40 mm, wall thickness 1.0-1.9 mm for PVC pipes, fully or partially filled conduits with cables up to 21 mm diameter	25 mm	none	30 mm	EI 120 U/C
PE pipe according to EN 1519-1, EN 12201-2 and EN 12006-1, ABS according to EN 1455-1 and pipes made from SAN+PVC according to EN 1565-1				
Maximum diameter 40 mm, wall thickness 2.0-3.0 mm for PE pipes, fully or partially filled conduits with cables up to 21 mm diameter	25 mm	none	30 mm	EI 90 U/C
PP pipe according to EN 1852-1: 2009 or DIN 8077/8078				
Maximum diameter 40 mm, wall thickness 1.8-2.2 mm for PP pipes, fully or partially filled conduits with cables up to 21 mm diameter	25 mm	none	30 mm	EI 90 U/C

A.3.2 Double side penetration seal with metallic pipes

Penetration Seal: CS (Continuous Sustained) insulated metallic pipes (single) fitted at any position within the aperture, with Graft FR Acrylic to both sides of the wall, backed with stone wool insulation or 'Graft Mineral Fibre BIO', 300 x 300 mm maximum seal size.

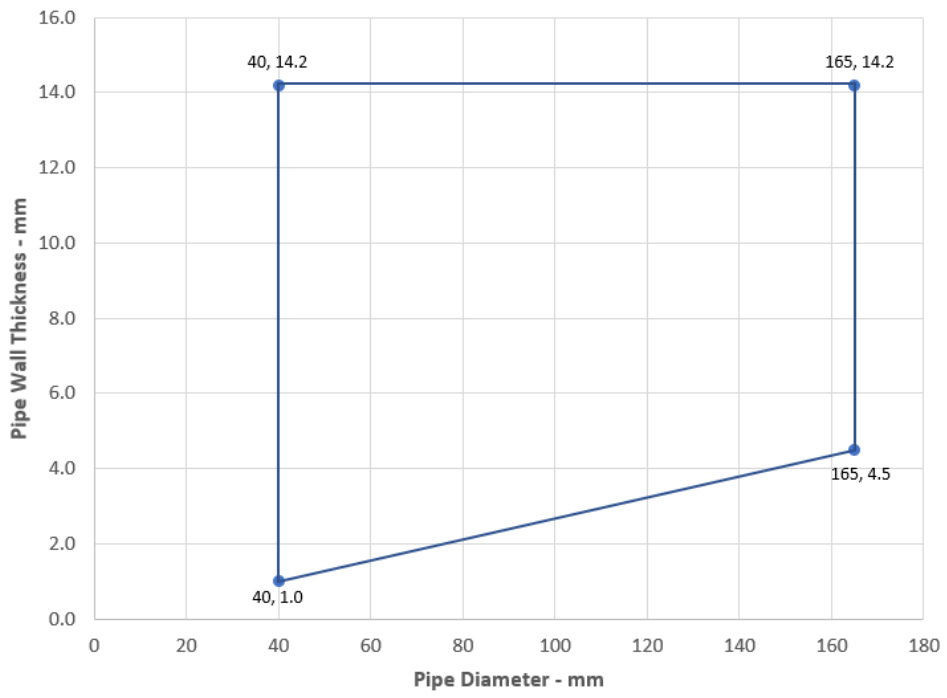
Construction details:

**A.3.2.1**

Services	Sealant depth	Backing (minimum)	Insulation	Classification
Mild or stainless steel pipe				
22 mm diameter/3-10 mm wall	25 mm	Stone wool 25 mm deep 35 kg/m ³	None	EI 120 C/C
Maximum 165 mm diameter/ wall*	12.5 mm	12.5 mm stone wool 33 kg/m ³	9 mm Elastomeric insulation minimum class D-s3, d0	E 90 C/U EI 45 C/U
			13 -25 mm Elastomeric insulation minimum class D-s3, d0	EI 60 C/U
40 mm diameter/1-14.2 mm wall*	12.5 mm	20 mm Stone wool 40 kg/m ³	13 -19 mm Elastomeric insulation minimum class B-s3,d0	EI 120 C/C
40 mm diameter/1-14.2 mm wall*	25 mm	25 mm Graft Mineral Fibre BIO		E 120 C/C EI 60 C/C
50 mm diameter/1.3-14.2 mm wall*				
60 mm diameter/1.6-14.2 mm wall*				
75 mm diameter/2-14.2 mm wall*				
90 mm diameter/2.4-14.2 mm wall*				
100 mm diameter/2.7-14.2 mm wall*				
115 mm diameter/3.1-14.2 mm wall*				
140 mm diameter/3.8-14.2 mm wall*				
165 mm diameter/4.5-14.2 mm wall*				

* Typical pipe diameters shown, see below graph for intermediate sizes

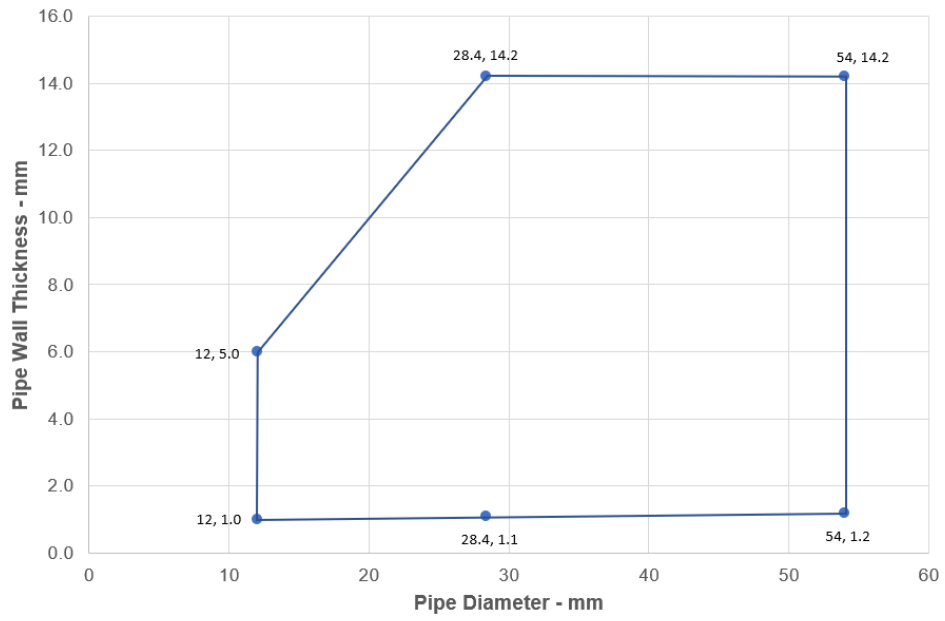
Steel Pipes with Elastomeric Insulation - C/U



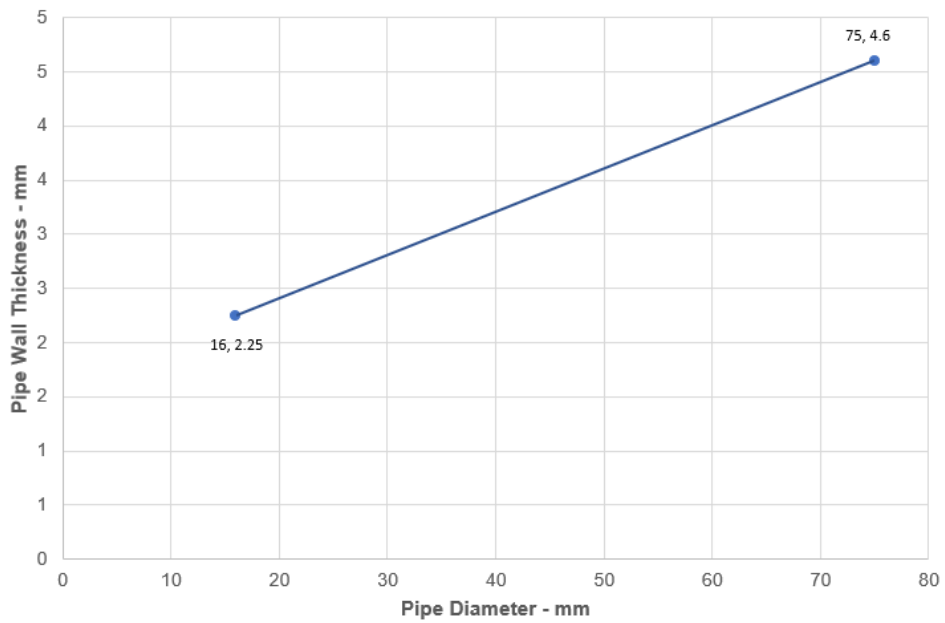
Services	Sealant depth	Backing	Insulation	Classification
Copper or steel pipe	25 mm	25 mm Graft Mineral Fibre BIO	9 mm Elastomeric insulation minimum class B-s3,d0	EI 120 C/C
12 mm diameter/1-6 mm wall			9-13 mm Elastomeric insulation minimum class B-s3,d0	E 120 C/C, EI 60 C/C
12-54 mm diameter/1-14.2 mm wall*			13-25 mm Elastomeric insulation minimum class B-s3,d0	EI 60 C/C
Alupex Composite Pipe				
16 mm diameter/ wall*	12.5 mm	12.5 mm stone wool 33 kg/m ³	9 mm Elastomeric insulation minimum class D-s3, d0	E 120 C/C EI 90 C/C
Maximum 75 mm diameter/ wall*			13-24 mm Elastomeric insulation minimum class D-s3, d0	E 90 C/C EI 60 C/C
			25 mm Elastomeric insulation minimum class D-s3, d0	EI 90 C/C
16 mm diameter/2.25 mm wall	25 mm	25 mm Graft Mineral Fibre BIO	9 mm Elastomeric insulation minimum class B-s3,d0	EI 120 C/C
16 mm diameter/2.25 mm wall			9-25 mm Elastomeric insulation minimum class B-s3,d0	EI 60 C/C
20 mm diameter/2.5 mm wall				
26 mm diameter/3 mm wall				
32 mm diameter/3 mm wall				
40 mm diameter/3.5 mm wall				
50 mm diameter/4 mm wall				
63 mm diameter/4.5 mm wall				
75 mm diameter/4.7 mm wall				

* Typical pipe diameters shown, see below graph for intermediate sizes

Copper or Steel Pipes with Elastomeric Insulation - C/C

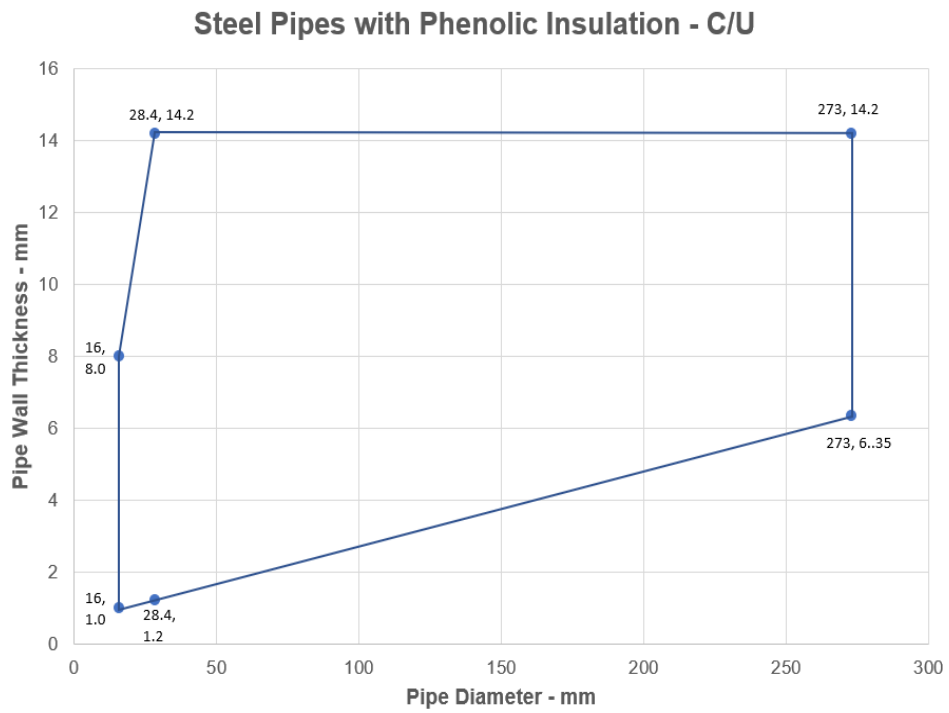


Alupex Pipes with Elastomeric Insulation - C/C



Services	Sealant depth	Backing (minimum)	Insulation	Classification
Mild or stainless steel pipe	25 mm	None	15 mm thick phenolic insulation	EI 90 C/U
16 mm diameter/ wall*			25 mm thick phenolic insulation	E 90 C/U, EI 60 C/U
Maximum 273 mm/ wall*			26-100 mm thick phenolic insulation	EI 60 C/U

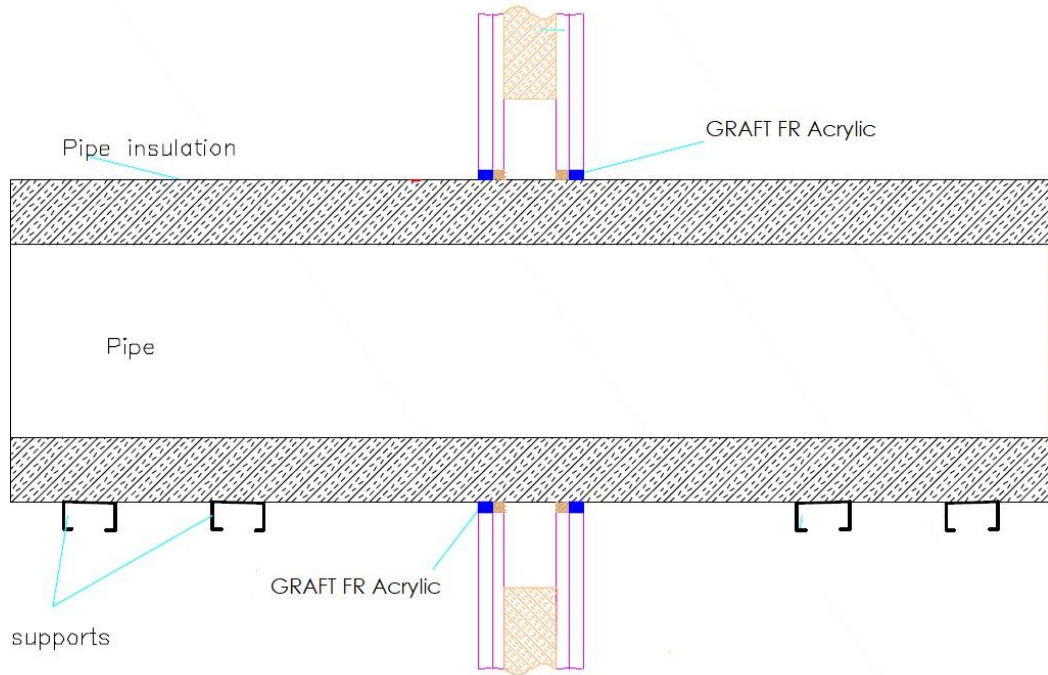
* Typical pipe diameters shown, see below graph for intermediate sizes



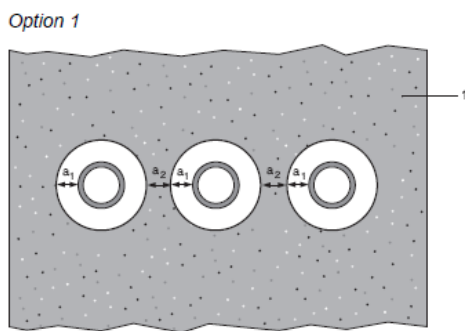
A.3.3 Double side penetration seal with metallic pipes

Penetration Seal: CS (Continuous Sustained) insulated metallic pipes (single) fitted at any position within the aperture, with 12.5 mm Graft FR Acrylic to both sides of the wall, backed with 12.5 mm deep stone wool insulation minimum 35 kg/m³. Minimum annular space 10 mm (A1) and minimum separation between penetration seals 30 mm (A2). Maximum seal size 300 x 300 mm / 504 mm Ø

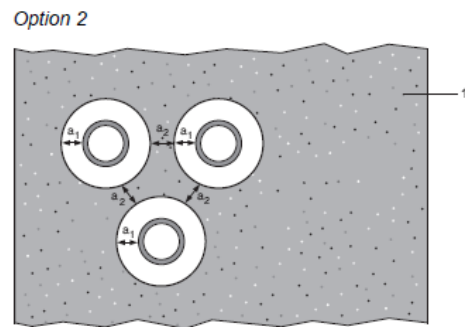
Construction details:



Configuration 1



Configuration 2



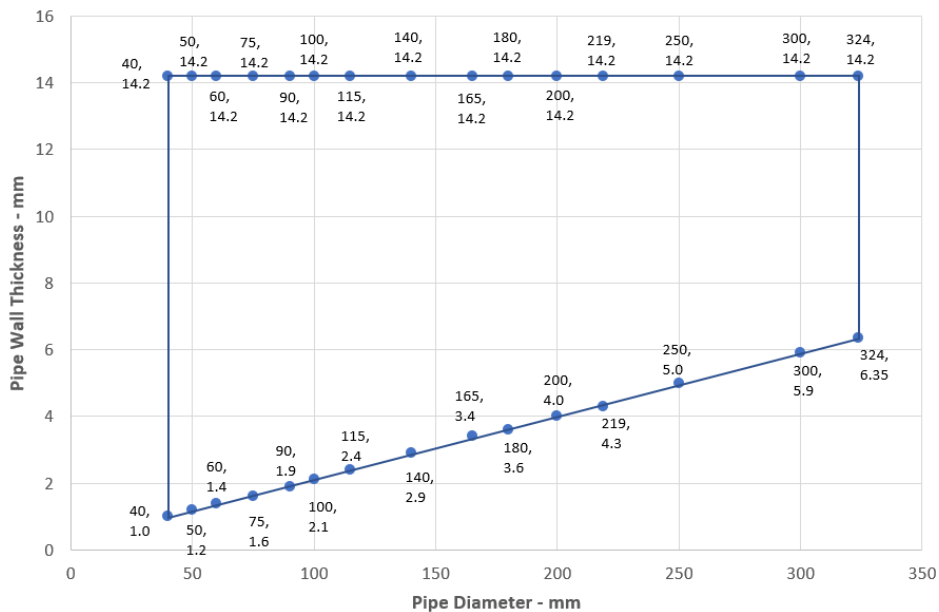
Key

- 1 Supporting construction
- a1 Pipe / top edge of seal separation
- a2 Pipe / side edge of seal separation
- a3 Pipe / pipe separation

A.3.3.1 Double side penetration seal with pipes

Services	Insulation	Classification
Mild or stainless steel pipe		
40 mm diameter/1-14.2 mm wall	20 mm thick stone, mineral wool min. 80 kg/m ³	E 120 C/U EI 90 C/U
40 mm diameter/1-14.2 mm wall*	30-80 mm thick stone, mineral wool min. 80 kg/m ³	
50 mm diameter/1.2-14.2 mm wall*		
60 mm diameter/1.4-14.2 mm wall*		
75 mm diameter/1.6-14.2 mm wall*		
90 mm diameter/1.9-14.2 mm wall*		
100 mm diameter/2.1-14.2 mm wall*		
115 mm diameter/2.4-14.2 mm wall*		
140 mm diameter/2.9-14.2 mm wall*		
165 mm diameter/ 3.4-14.2 mm wall*		
180 mm diameter/ 3.6-14.2 mm wall*		
200 mm diameter/ 4.0-14.2 mm wall*		
219 mm diameter/ 4.3-14.2 mm wall*		
250 mm diameter/ 5.0-14.2 mm wall*		
300 mm diameter/ 5.9-14.2 mm wall*		
324 mm diameter/ 6.35-14.2 mm wall*		

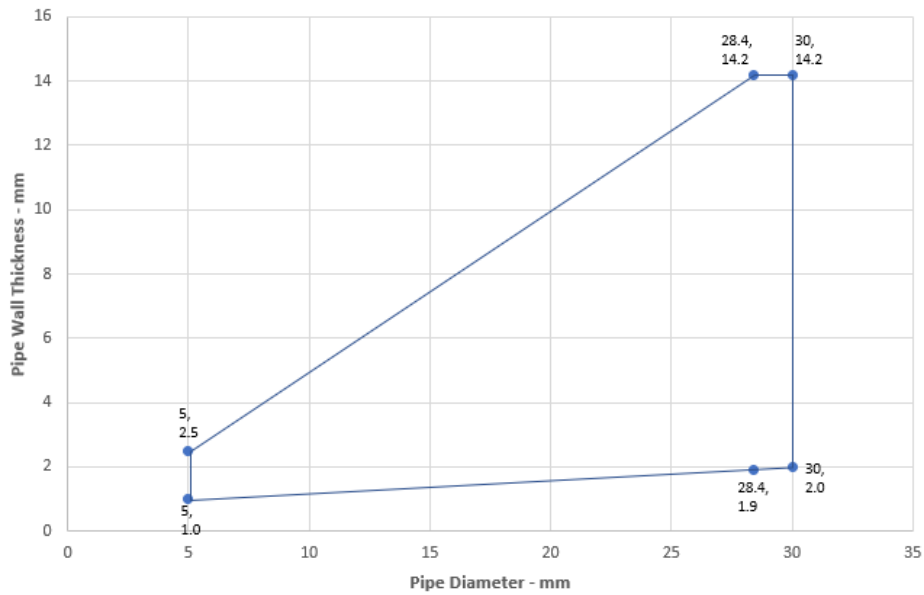
Steel Pipes with Mineral Wool Insulation - C/U



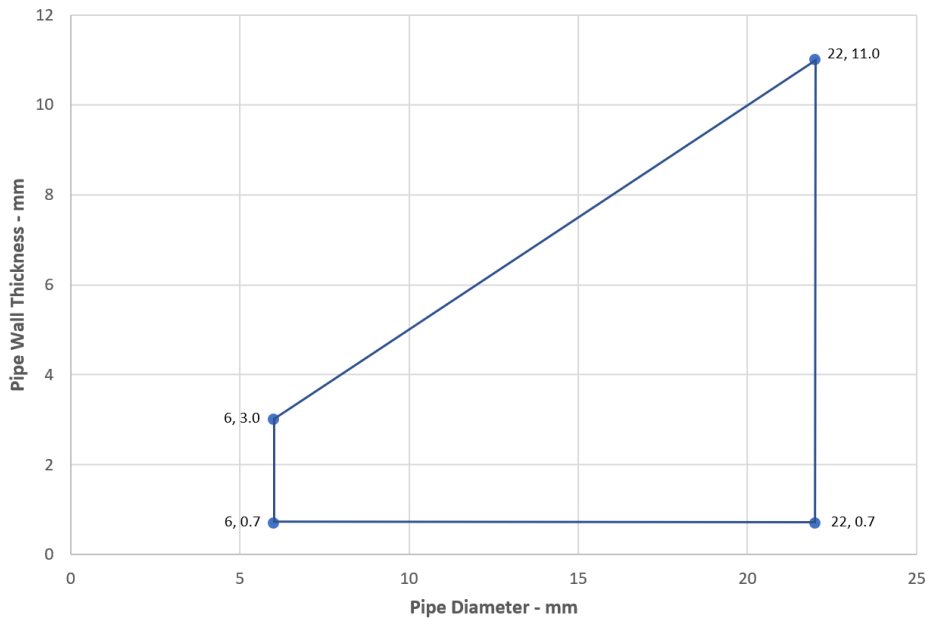
Services	Insulation	Classification
PEX pipe in pipe system		
15 mm diameter x 2.5 mm wall inner /25mm diameter outer	None	EI 120 C/C
Alupex pipe		
16-20 mm diameter/2.0 mm wall	None	EI 120 C/C
16-75 mm diameter/2.25-4.6 mm	20-50 mm thick glass wool or stone, mineral wool min. 75 kg/m ³	EI 120 C/C
Mild or Stainless Steel pipe		
4 mm diameter/1.0-2.0 mm wall	None	EI 90 C/C
5-30 mm diameter/1.0-14.2 mm wall*		EI 120 C/U
30 mm diameter/2.0-14.2 mm wall		
Copper or Steel pipe		
6-12 mm diameter/0.7-6.0 mm wall*	None	E 90 C/C, EI 60 C/C
13-22 mm diameter/0.7-11 mm wall*		E 90 C/C, EI 30 C/C
12-54 mm diameter/0.9-14.2 mm wall*	20-80 mm thick stone, mineral wool min. 80 kg/m ³	E 120 C/C, EI 60 C/C

* See below graphs for interpolated pipe sizes

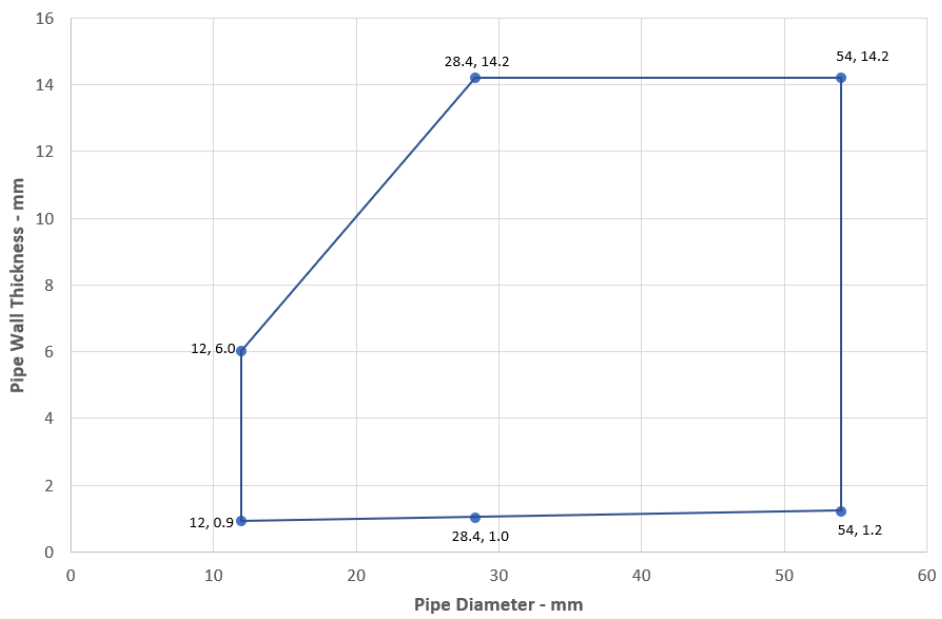
Steel Pipes - C/C



Copper or Steel Pipes - C/C



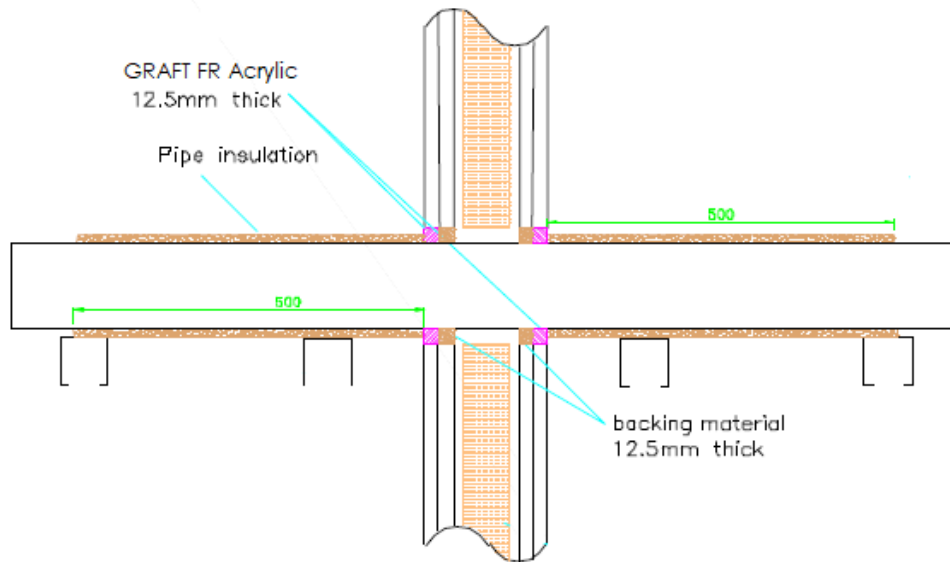
Copper or Steel Pipes with Mineral Wool Insulation - C/C



A.3.4 Double side penetration seal with composite pipes

Penetration Seal: CI (Continuous Interrupted) or CS (Continuous Sustained) insulated composite pipes (single) fitted at any position within the aperture, with Graft FR Acrylic to both sides of the wall, minimum 10 mm seal width around service, maximum seal size 300 x 300 mm, backed with stonewool.

Construction details:



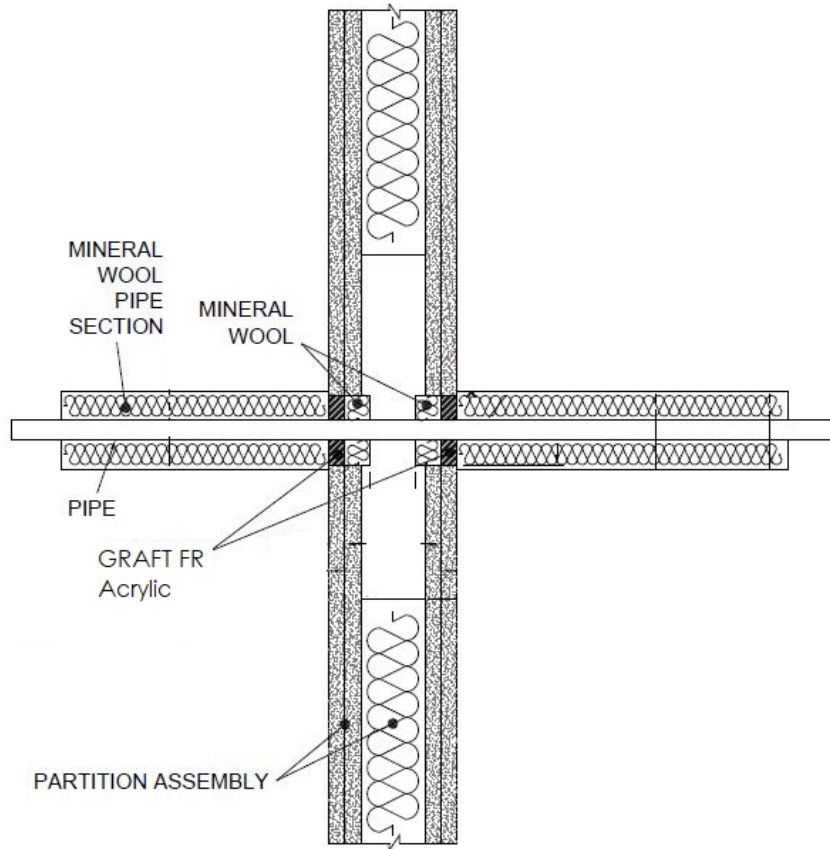
A.3.4.1

Services	Sealant depth	Backing (minimum)	Insulation (minimum)	Classification
Alupex Composite Pipe	12.5 mm	12.5 mm stonewool 40 kg/m ³	20 mm stonewool 80 kg/m ³ , 500 mm length from both sides of the seal	EI 120 C/C
16 mm diameter/2.25 mm wall				
20 mm diameter/2.5 mm wall				
26 mm diameter/3 mm wall				
32 mm diameter/3 mm wall				
40 mm diameter/3.5 mm wall				
50 mm diameter/4 mm wall				
63 mm diameter/4.5 mm wall				
75 mm diameter/4.7 mm wall				

A.3.5 Double side penetration seal with metallic (and composite) pipes

Penetration Seal: LI (Local Interrupted) of minimum length stated below or CI (Continuous Interrupted) insulated metallic pipes and composite (single) fitted at any position within the aperture, with Graft FR Acrylic to both sides of the wall, min. 10 mm seal width around service, backed with stone wool insulation or 'Graft Mineral Fibre BIO'.

Construction details:



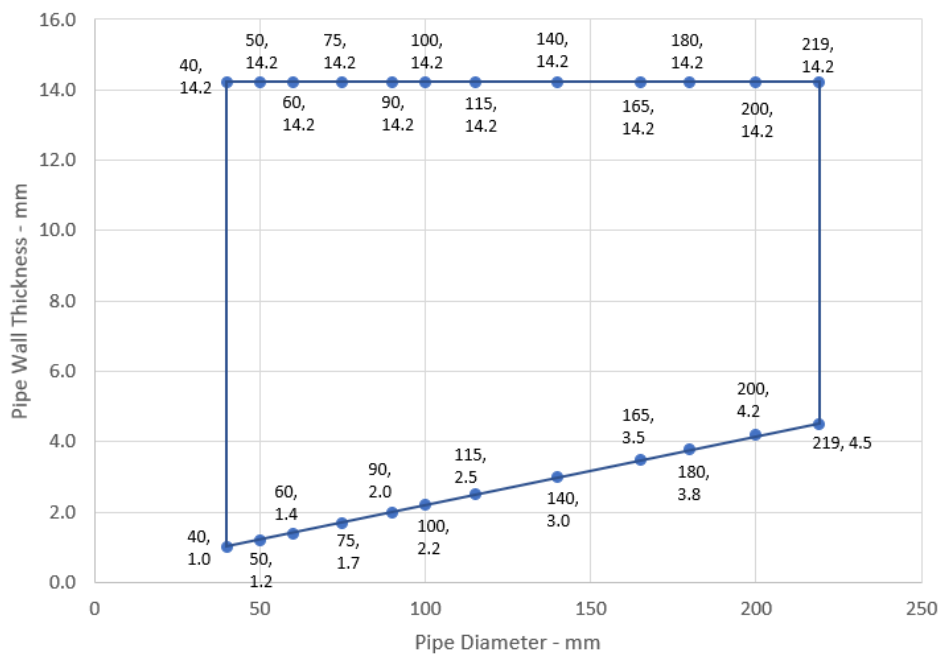
A.3.5.1

Services	Sealant depth	Backing (minimum)	Insulation (minimum)	Classification
Maximum aperture size 300 x 300 mm				
Copper or steel pipe up to 54 mm diameter/1-14.2 mm wall	12.5 mm	20 mm Stone wool 40 kg/m ³	500 mm length of 20 mm stone wool 80 kg/m ³	EI 120 C/U
Alupex composite pipe 75 mm diameter/7.5 mm wall		20 mm Stone wool 140 kg/m ³	600 mm length of 25 mm Graft Mineral Fibre BIO	EI 60 C/U

Services	Sealant depth	Backing (minimum)	Insulation (minimum)	Classification
Mild or stainless steel pipe				
Maximum aperture size 300 x 300 mm				
40 mm diameter/1-14.2 mm wall	12.5 mm	20mm Stone wool 40 kg/m ³	500 mm length of 20 mm stone wool 80 kg/m ³	EI 120 C/U
40 mm diameter/1-14.2 mm wall*			500 mm length of 30 mm stone wool 80 kg/m ³	
50 mm diameter/1.2-14.2 mm wall*				
60 mm diameter/1.4-14.2 mm wall*				
75 mm diameter/1.7-14.2 mm wall*				
90 mm diameter/2-14.2 mm wall*				
100 mm diameter/2.2-14.2 mm wall*				
115 mm diameter/2.5-14.2 mm wall*				
140 mm diameter/3-14.2 mm wall*				
165 mm diameter/3.5-14.2 mm wall*	12.5 mm	20mm Stone wool 40 kg/m ³	500 mm length of 30 mm stone wool 80 kg/m ³	EI 120 C/U, EI 90 C/U
180 mm diameter/3.8-14.2 mm wall*				
200 mm diameter/4.2-14.2 mm wall*				
219 mm diameter/4.5-14.2 mm wall*				

* Typical pipe diameters shown, see below graph for intermediate sizes

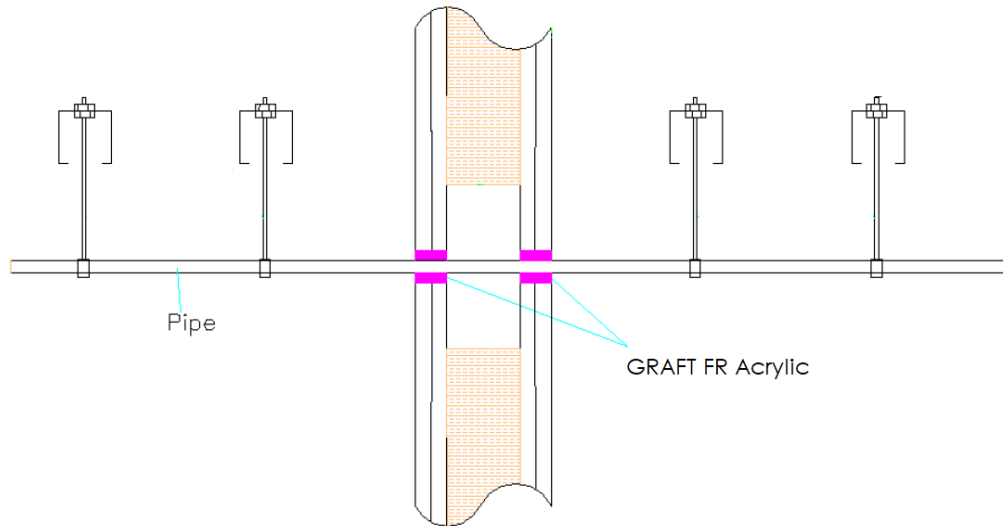
Steel Pipes with Mineral Wool Insulation - C/U



A.3.6 Double side penetration seal with plastic pipes

Penetration Seal: Combustible pipes (single) fitted at any position within the aperture, with Graft FR Acrylic to both sides of the wall, Minimum annular space 10 mm and minimum separation between penetration seals 30 mm (A2).

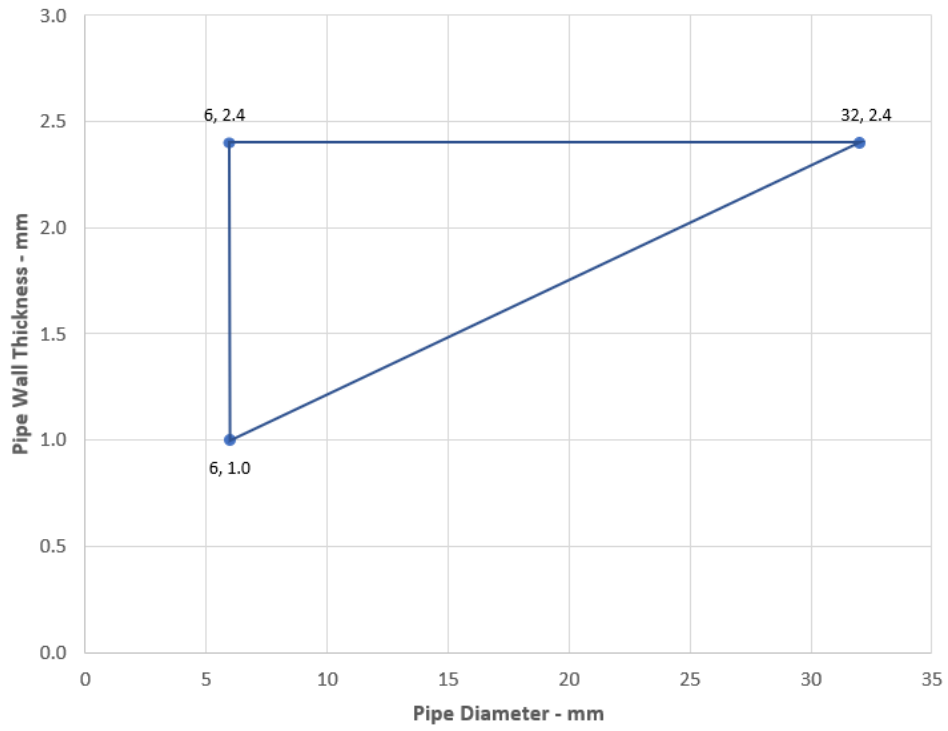
Construction details:

**A.3.6.1**

Pipe material	Sealant depth	Pipe size	Maximum Annular space	Classification	
PVC-U pipe according to EN 1329-1, EN 1452-1 and EN 1453-1, PVC-C according to EN 1566-1	25 mm	6-32 mm \varnothing /1.0-2.4 mm wall*	10 mm	EI 120 U/C	
		6-32 mm \varnothing /1.0-1.6 mm wall	30 mm	E 120 U/C, EI 90 U/C	
20 mm \varnothing /2.2 mm wall		EI 120 C/C			
PP pipe according to EN 1451-1 or DIN 8077/8078		20 mm \varnothing /2.2-4.4 mm wall	30 mm	EI 120 U/C	
		20-32 mm \varnothing /1.8-4.4 mm wall		EI 60 C/C	
PE pipe according to EN 1519-1, EN 12201-2 and EN 12666-1, ABS according to EN 1455-1 and pipes made from SAN+PVC according to EN 1565-1		20 mm \varnothing /2.0 mm wall	30 mm	EI 120 U/C	
		20-32 mm \varnothing /2.0-3.0 mm wall	30 mm	EI 90 C/C	
Uponor Wirsbo PEX pipe in pipe system according to ISO 15875			Diameter up to 54 mm/0.4 mm wall thickness (outer pipe), 28 mm diameter/4.0 mm wall thickness (inner pipe)	30 mm	E 60 C/C, EI 45 C/C

* See below graphs for interpolated pipe sizes

PVC-U Pipes - U/C

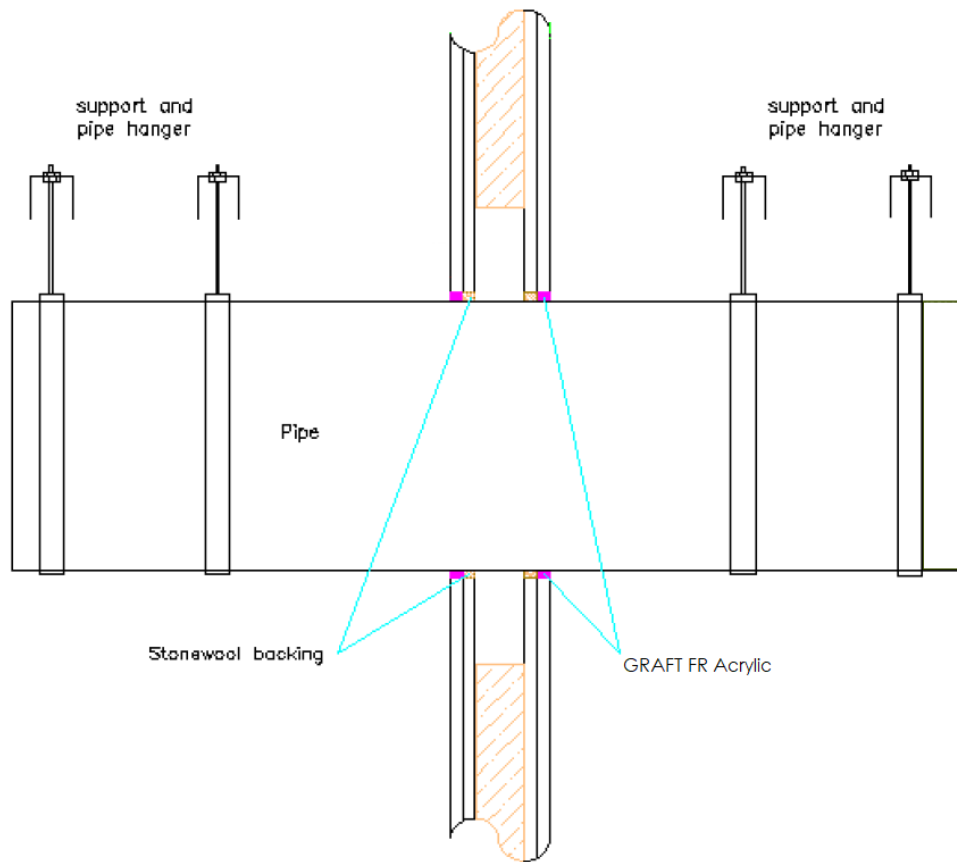


A.4 Flexible and rigid wall constructions according to 2.2) with wall thickness of minimum 120 mm

A.4.1 Double side penetration seal with cables

Penetration Seal: Non-insulated metallic pipes (single) fitted at any position within the aperture, with 15 mm deep Graft FR Acrylic to both sides of the wall, backed with stone wool insulation.

Construction details:



A.4.1.1

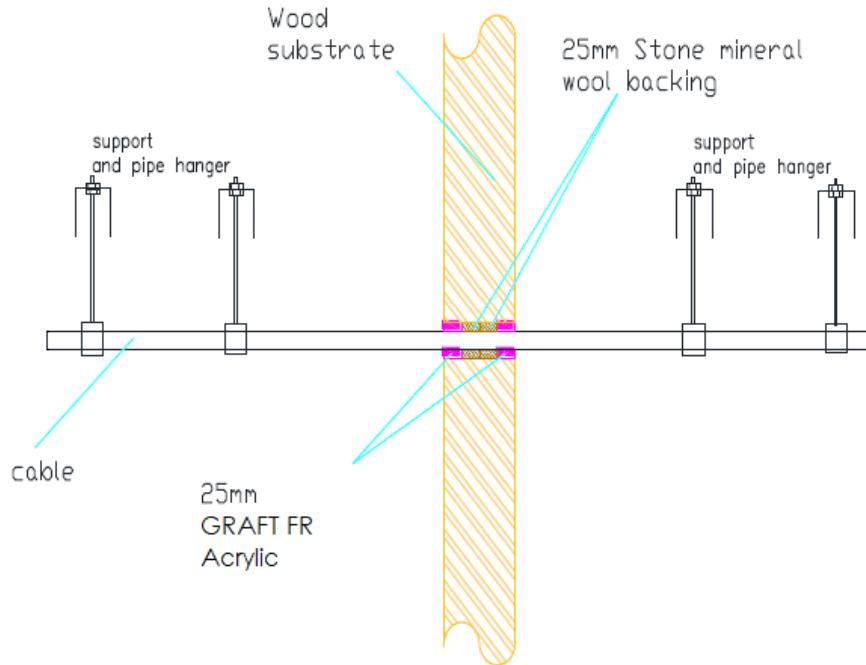
Services	Sealant depth	Backing	Classification
Mild or stainless steel pipe			
30 -324 mm diameter /1.6-14.2 mm wall	15 mm	15 mm stone wool	E 120 C/U
Copper or steel pipe			
12 -54 mm diameter /0.9-14.2 mm wall	15 mm	15 mm stone wool	E 120 C/C
Alupex Pipe			
16-75 mm diameter/2.0-4.6 mm wall	15 mm	15 mm stone wool	E 120 C/C, EI 30 C/C

A.5 Timber wall constructions with wall thickness of minimum 100 mm

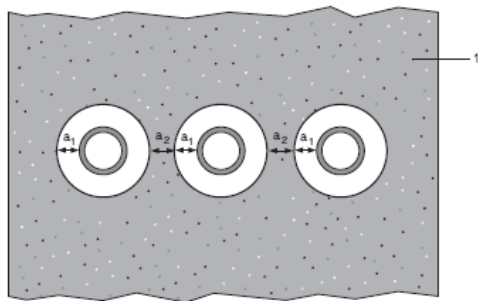
A.5.1 Double side penetration seal with cables

Penetration Seal: Cables fitted at any position within the aperture, sealed with Graft FR Acrylic, minimum 25 mm deep to both sides of the wall and backed with stone wool insulation (minimum 33kg/m³), minimum 25 mm deep. Minimum annular space 10 mm (a1) and minimum separation between penetration seals 0 mm (a2).

Construction details:



Configuration 1



Key

- 1 Supporting construction
- a1 Pipe / edge of seal separation (annular space)
- a2 Separation between penetration seals

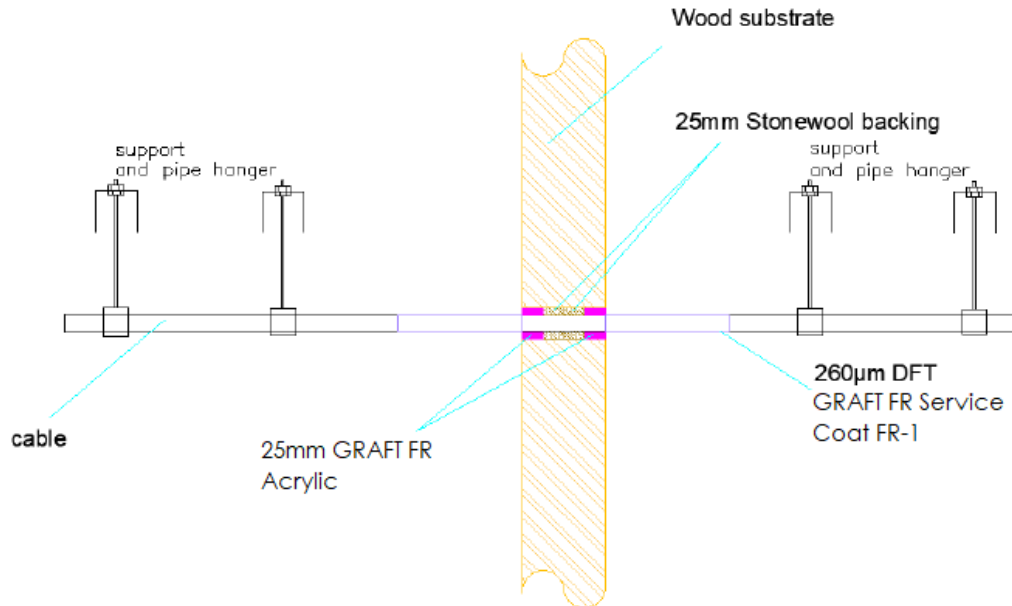
A.5.1.1

Services	Sealant depth	Backing	Maximum aperture	Classification
None (blank)	25 mm	Stone wool 25 mm deep min. 33kg/m ³	Ø 180 mm	EI 120
Cables up to 14 mm Ø, single or in bundles up to 100 mm Ø				EI 90
Cables up to 21 mm Ø, single or in bundles up to 100 mm Ø				E 90, EI 30
Cables up to 50 mm Ø, single or in bundles up to 100 mm Ø				E 90, EI 30
Telecom cables up to 14 mm Ø, single or in bundles up to 100 mm Ø				E 90, EI 60

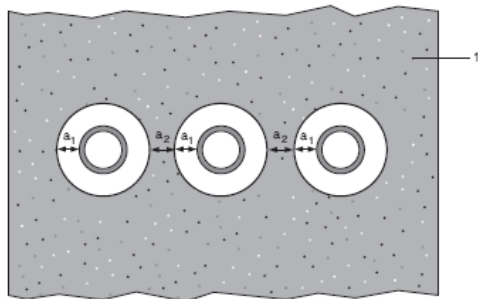
A.5.2 Double side penetration seal with cables and Graft Service Coat FR-1

Penetration Seal: Cables fitted at any position within the aperture with Graft Service Coat FR-1, sealed with Graft FR Acrylic, minimum 25 mm deep to both sides of the wall and backed with stone wool insulation (minimum 33kg/m³), minimum 25 mm deep. Minimum annular space 10 mm (a1) and minimum separation between penetration seals 0 mm (a2).

Construction details:



Configuration 1



Key

- 1 Supporting construction
- a1 Pipe / edge of seal separation (annular space)
- a2 Separation between penetration seals

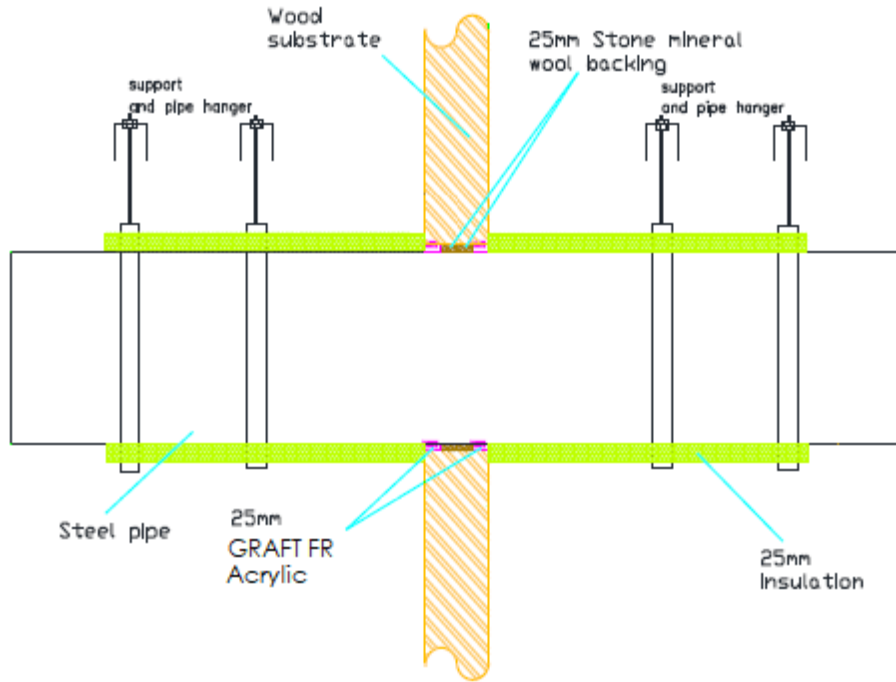
A.5.2.1

Services	Sealant depth	Backing	Maximum aperture	Insulation, minimum	Classification
None (blank)	25 mm	Stone wool 25 mm deep min. 33kg/m ³	Ø 180 mm	Graft Service Coat FR-1, 260-micron DFT extending 150 mm from both sides of the seal	EI 120
Cables up to 21 mm Ø, single					EI 90
Cables up to 50 mm Ø, single or in bundles up to 100 mm Ø					E 90, EI 60

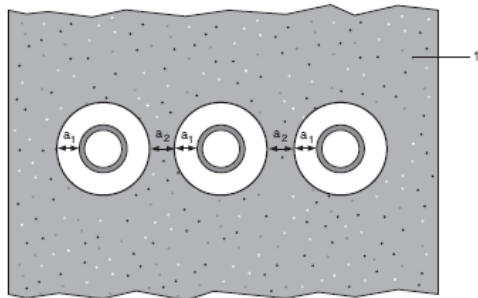
A.5.3 Double side penetration seal with metallic pipes

Penetration Seal: 500 mm (min.) LI (Local Interrupted) or CI (Continuous Interrupted) insulated metallic pipes and composite pipes (single) with glass wool or stone, mineral wool min. 75 kg/m³, fitted at any position within the aperture, with Graft FR Acrylic to both sides of the wall, backed with stone wool insulation (minimum 33kg/m³), minimum 25 mm deep. Minimum annular space 10 mm (a1) and minimum separation between penetration seals 0 mm (a2).

Construction details:



Configuration 1



Key

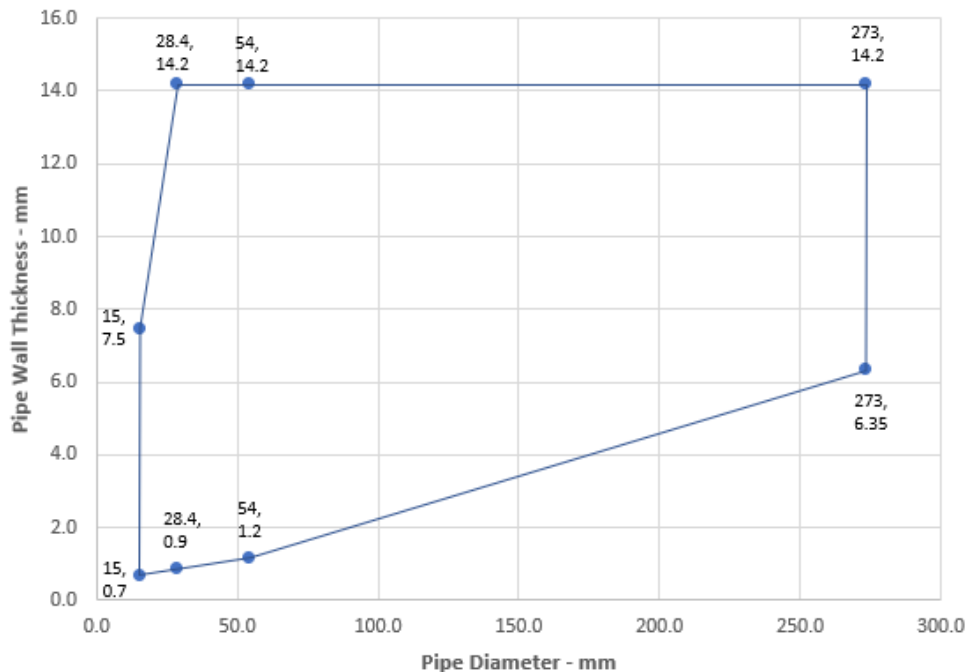
- 1 Supporting construction
- a1 Pipe / edge of seal separation (annular space)
- a2 Separation between penetration seals

A.5.3.1

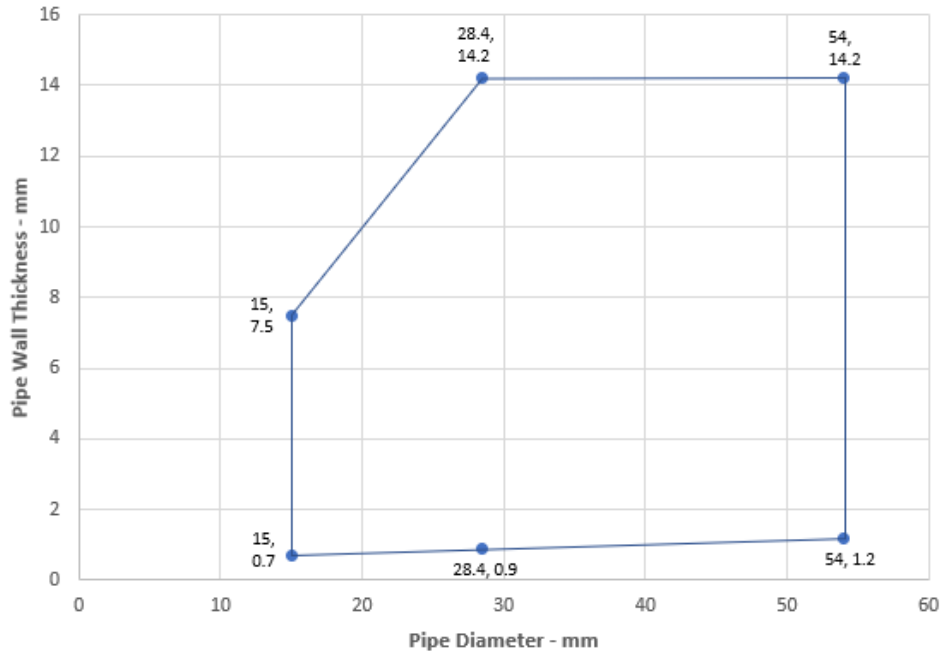
Services	Maximum aperture	Sealant depth	Backing	Insulation, minimum	Classification
Mild or stainless steel pipe					
Maximum 273 mm diameter /6.35-14.2 mm wall*	Ø 293 mm	25 mm	Stone wool 25 mm deep min. 33kg/m ³	25 mm glass wool or stone, mineral wool min. 75 kg/m ³ , 500 mm length from both sides of the seal	E 90 C/C, EI 60 C/C
Copper or steel pipe					
Maximum 54 mm diameter /1.2-14.2 mm wall*	Ø 180 mm	25 mm	Stone wool 25 mm deep min. 33kg/m ³	20 mm glass wool or stone, mineral wool min. 75 kg/m ³ , 500 mm length from both sides of the seal	E 90 C/C, EI 60 C/C
Alupex Pipe					
Maximum 75 mm diameter/wall 2.25-4.6 mm wall*	Ø 180 mm	25 mm	Stone wool 25 mm deep min. 33kg/m ³	25 mm glass wool or stone, mineral wool min. 75 kg/m ³ , 500 mm length from both sides of the seal	EI 90 C/C

* Typical pipe diameters shown, see below graph for intermediate sizes

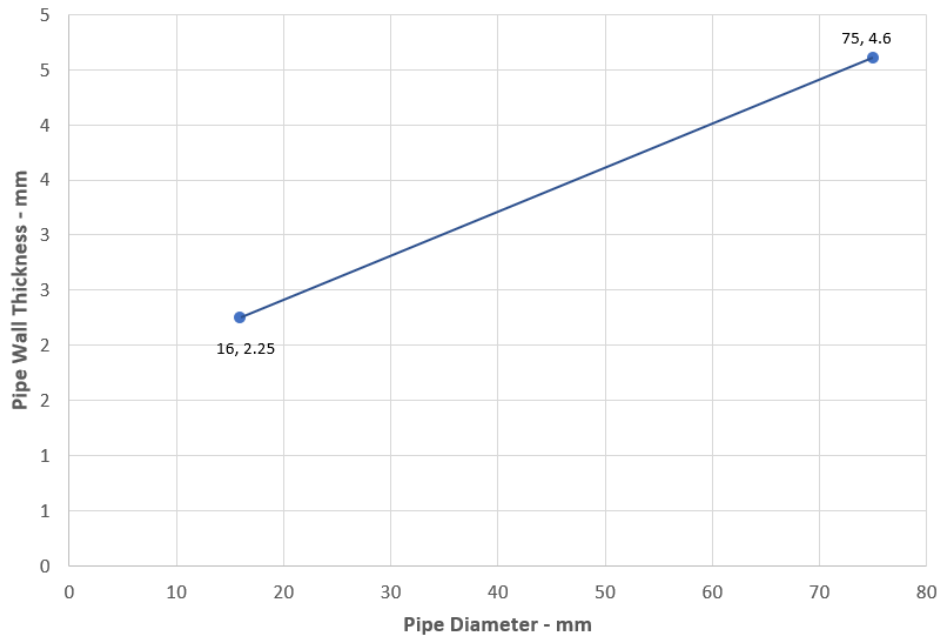
Steel Pipes with Glass Wool or Mineral Wool Insulation - C/C



Copper or Steel Pipes with Glass Wool or Mineral Wool Insulation - C/C



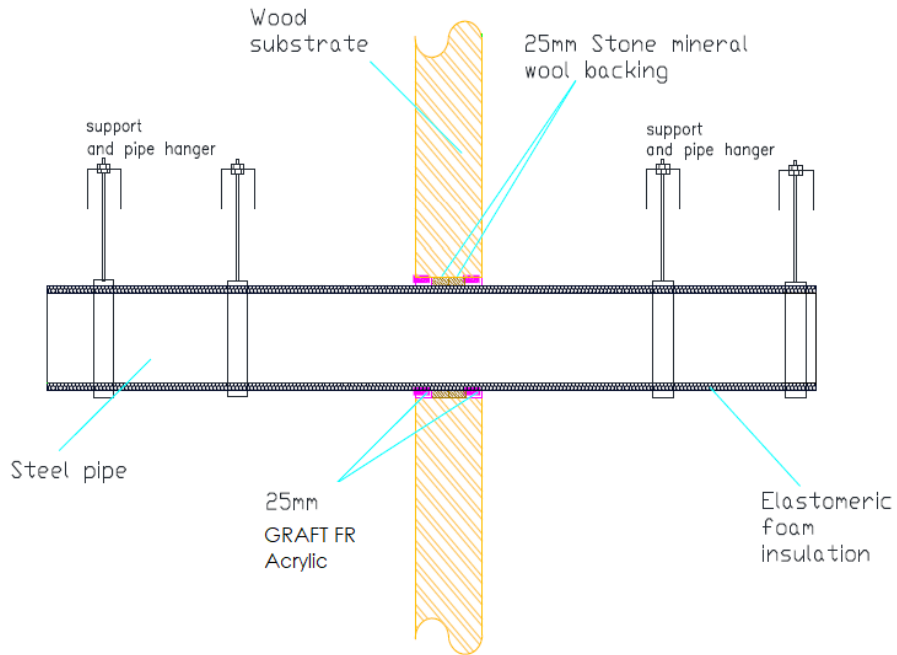
Alupex Pipes with Glass Wool or Mineral Wool Insulation - C/C



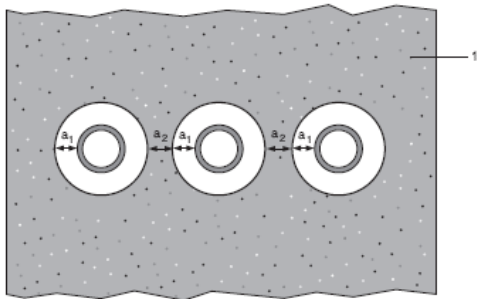
A.5.4 Double side penetration seal with metallic pipes

Penetration Seal: CS (Continuous Sustained) insulated metallic pipes (single) fitted at any position within the aperture, with Graft FR Acrylic to both sides of the wall, min. 10 mm seal width around service, backed with stone, mineral wool min. 33 kg/m³. Minimum annular space 10 mm and maximum 30 mm (a1), and minimum separation between penetration seals 0 mm (a2).

Construction details:



Configuration 1



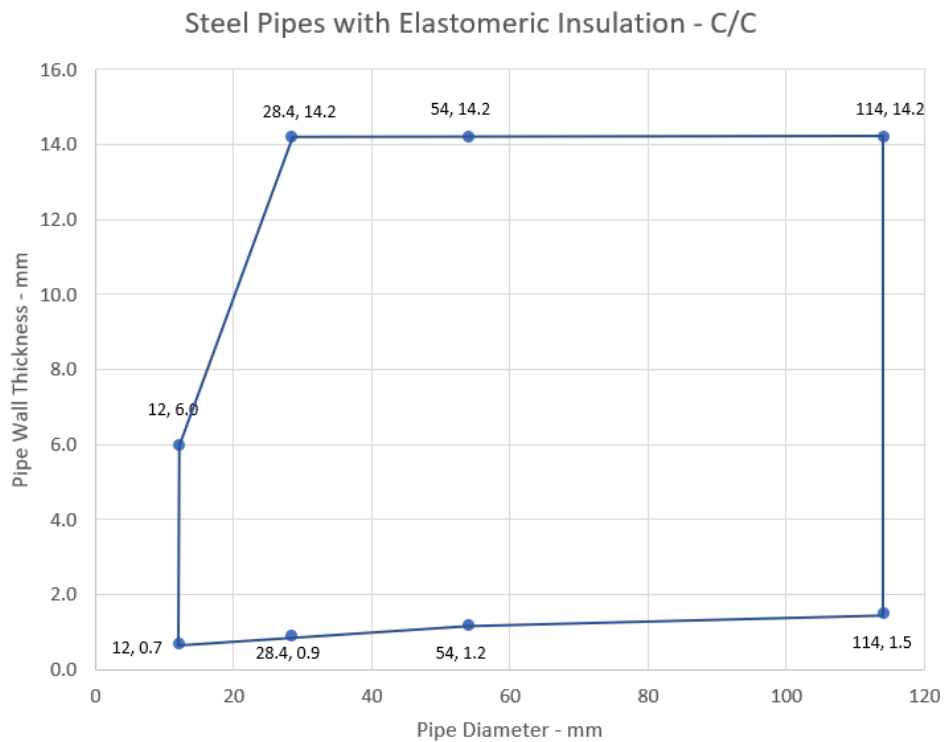
Key

- 1 Supporting construction
- a1 Pipe / edge of seal separation (annular space)
- a2 Separation between penetration seals

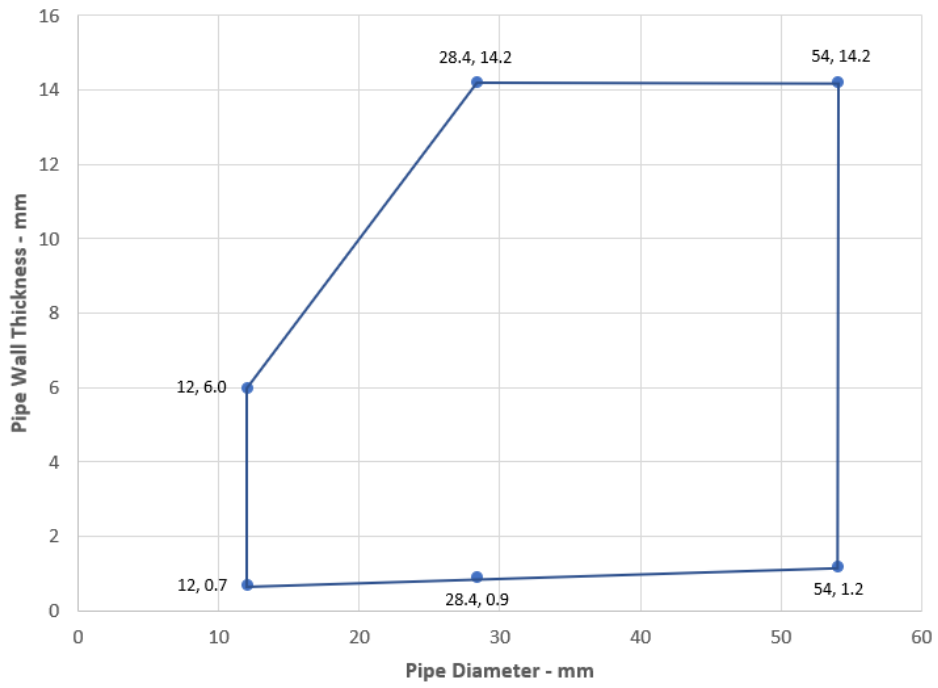
A.5.4.1

Services	Sealant depth	Backing	Insulation, minimum	Classification
Mild or stainless steel pipe				
Maximum 114 mm diameter /1.5-14.2 mm wall*	25 mm	Stone wool 25 mm deep min. 33kg/m ³	9-25 mm Elastomeric insulation minimum class D-s3, d0	EI 30 C/U
Copper or steel pipe				
Maximum 12 mm diameter /0.7-6 mm wall*	25 mm	Stone wool 25 mm deep min. 33kg/m ³	9 mm Elastomeric insulation minimum class D-s3, d0	E 90 C/C, EI 60 C/C
Maximum 54 mm diameter /1.2-14.2 mm wall*			10-25 mm Elastomeric insulation minimum class D-s3, d0	E 60 C/C, EI 30 C/C
Maximum 54 mm diameter /1.2-14.2 mm wall*				E 30 C/C, EI 20 C/C
Alupex Pipe				
Maximum 16 mm diameter/wall 2.25 mm wall*	25 mm	Stone wool 25 mm deep min. 33kg/m ³	9 mm Elastomeric insulation minimum class D-s3, d0	EI 90 C/C
Maximum 75 mm diameter/wall 4.6 mm wall*			10-25 mm Elastomeric insulation minimum class D-s3, d0	E 60 C/C, EI 45 C/C
Maximum 75 mm diameter/wall 4.6 mm wall*				EI 45 C/C

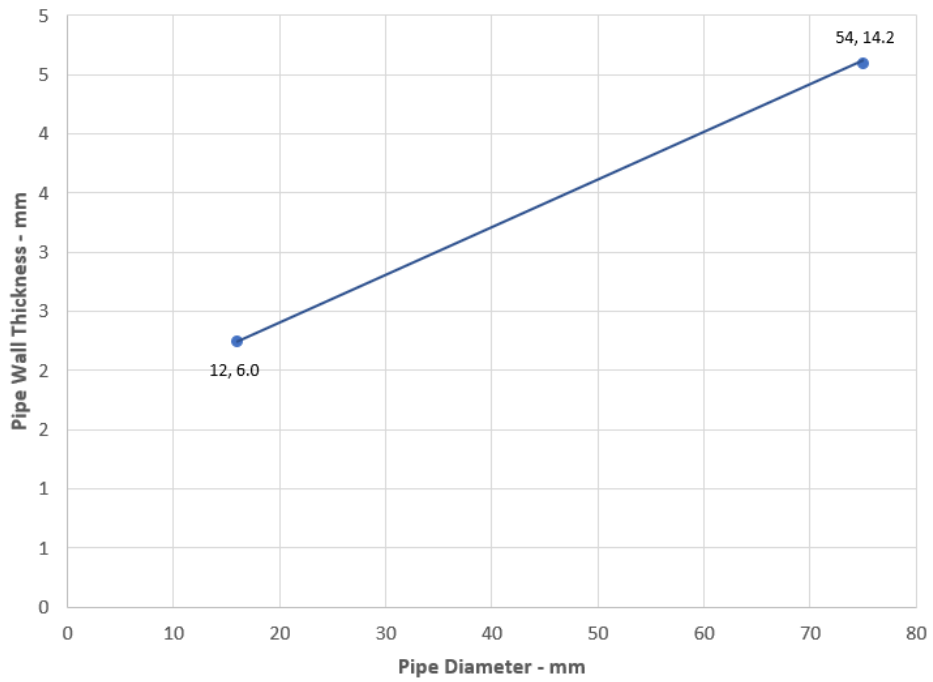
* Typical pipe diameters shown, see below graph for intermediate sizes



Copper or Steel Pipes with Elastomeric Insulation - C/C



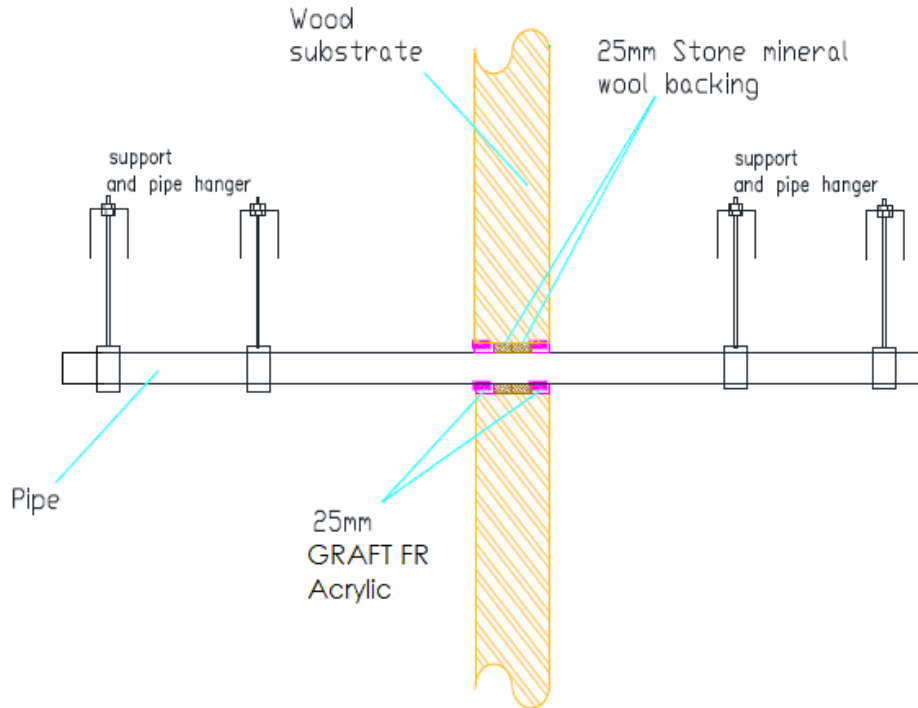
Alupex Pipes with Elastomeric Insulation - C/C



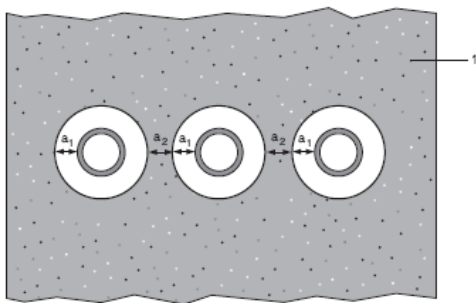
A.5.5 Double side penetration seal with plastic pipes and composite pipes

Penetration Seal: Plastic and composite pipes (single) fitted at any position within the aperture, with Graft FR Acrylic to both sides of the wall, backed with stone, mineral wool min. 33 kg/m³. Minimum annular space 10 mm and maximum 30 mm (a1) and minimum separation between penetration seals 0 mm (a2).

Construction details:



Configuration 1



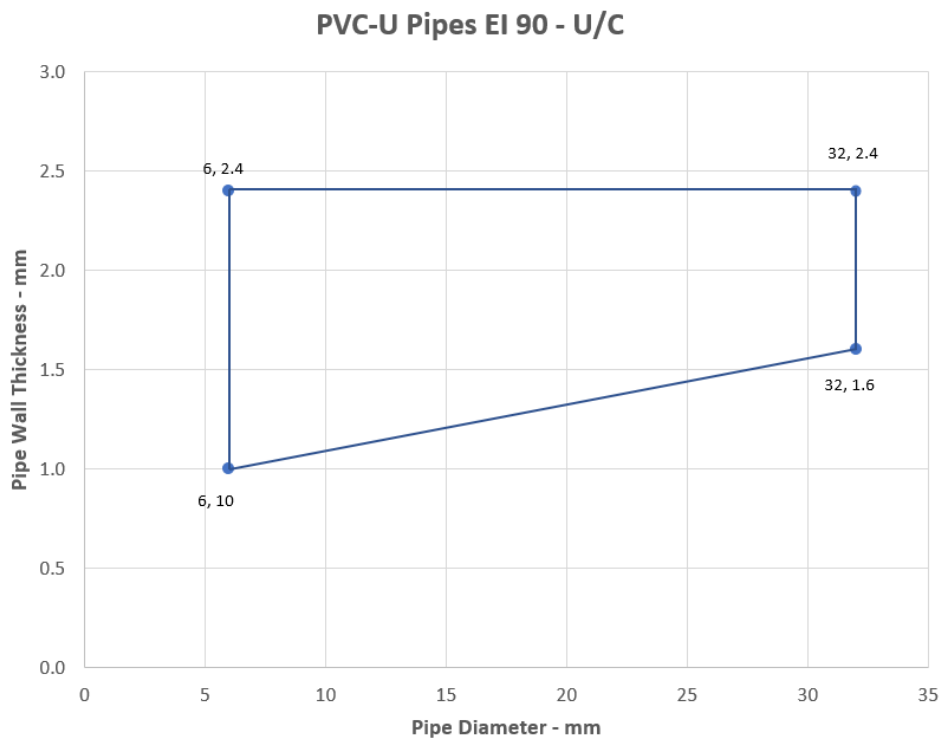
Key

- 1 Supporting construction
- a1 Pipe / edge of seal separation (annular space)
- a2 Separation between penetration seals

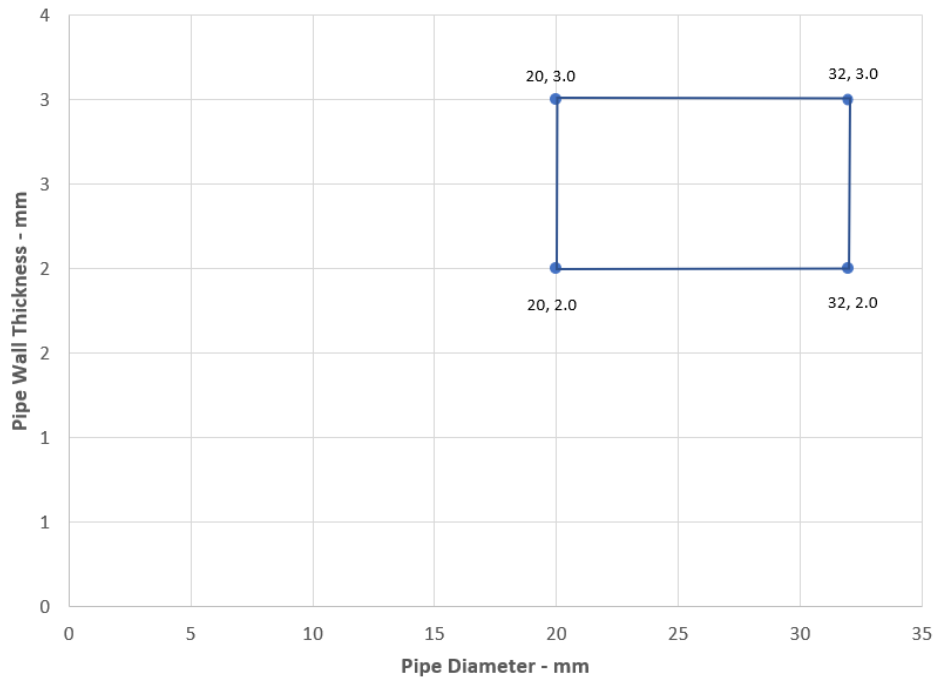
A.5.5.1

Services	Sealant depth	Backing	Classification
PVC-U pipe according to EN 1329-1, EN 1452-1 and EN 1453-1, PVC-C according to EN 1566-1			
Maximum 32 mm diameter/1.0-2.4 mm wall*	25 mm	Stone wool 25 mm deep min. 33kg/m ³	EI 90 U/C
PE pipe according to EN 1519-1, EN 12201-2 and EN 12666-1, ABS according to EN 1455-1 and pipes made from SAN+PVC according to EN 1565-1			
Maximum 32 mm diameter/2.0-3.0 mm wall*	25 mm	Stone wool 25 mm deep min. 33kg/m ³	EI 90 U/C
PP pipe according to EN 1451-1 or DIN 8077/8078			
Maximum 32 mm diameter/1.8-4.4 mm wall*	25 mm	Stone wool 25 mm deep min. 33kg/m ³	EI 90 U/C
PEX pipe in pipe system			
25 mm diameter outer /15 mm diameter x 2.5 mm wall inner	25 mm	Stone wool 25 mm deep min. 33kg/m ³	EI 90 C/C

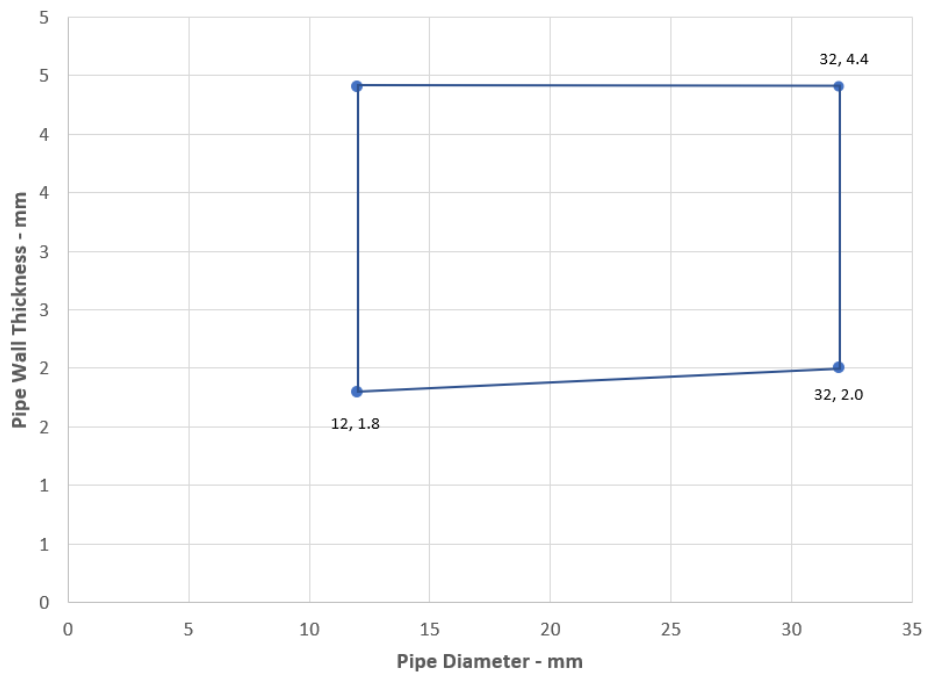
* Typical pipe diameters shown, see below graph for intermediate sizes



PE Pipes EI 90 - U/C



PP Pipes EI 90 - U/C

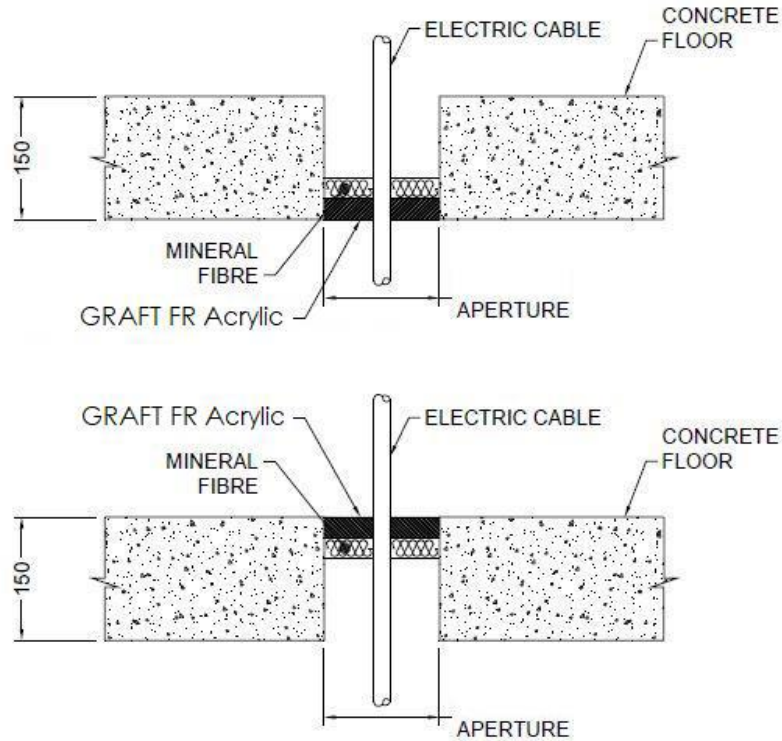


A.6 Rigid floor constructions according to 1.2.1 with floor thickness of minimum 150 mm

A.6.1 Single side penetration seal with cables

Penetration Seal: Cables (single) fitted at any position within the aperture, min. 10 mm from the edges, with Graft FR Acrylic to either side of the floor (or at any position in between), backed with 'Graft Mineral Fibre BIO'.

Construction details:



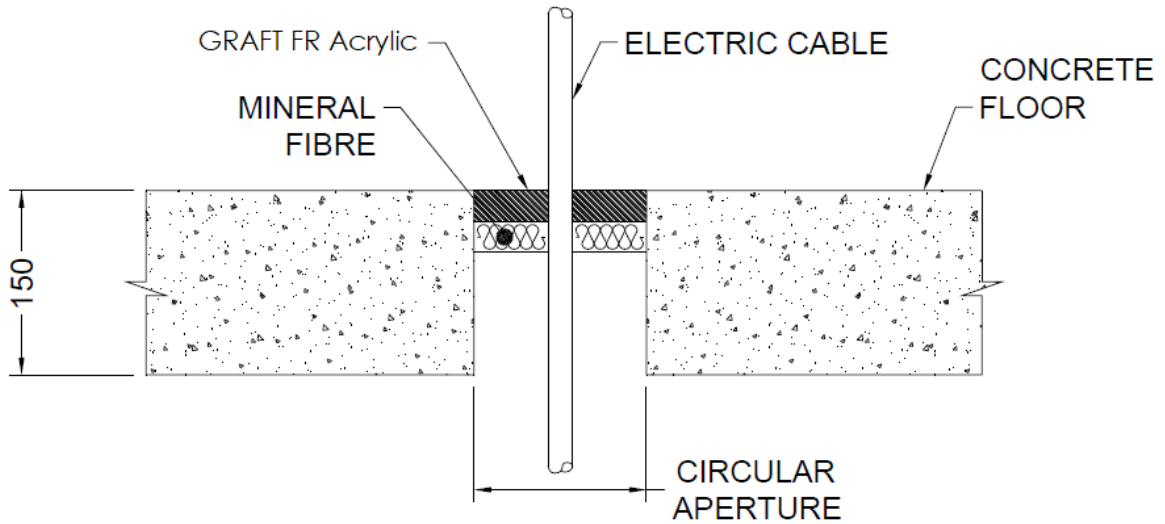
A.6.1.1

Services	Sealant depth	Backing (minimum)	Aperture (maximum)	Classification
Single electrical cables up to 21 mm Ø	25 mm	Graft Mineral Fibre BIO 25 mm deep	82 mm Ø or 100 x 1000 mm	E 120, EI 60

A.6.2 Single side penetration seal with cables

Penetration Seal: Cables fitted with Graft FR Acrylic to the top side of the floor, backed with stone wool insulation minimum 35kg/m³ or Graft Mineral Fibre BIO. Maximum seal size of 300 x 300 mm and minimum separation between cables and the edge of the seal of 10 mm.

Construction details:



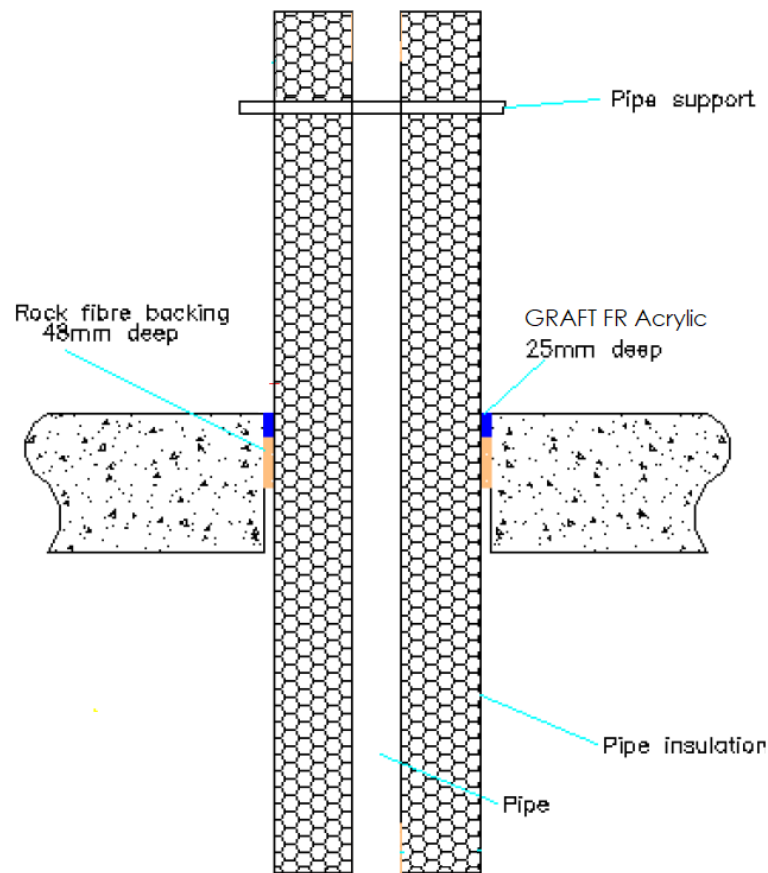
A.6.2.1

Services	Sealant depth	Backing (minimum)	Insulation	Classification
Blank seals	15 mm	20 mm Stone wool 35 kg/m ³	None	E 90, EI 60
		25 mm Stone wool 35 kg/m ³		EI 120
	25 mm	48 mm Mineral Fibre BIO		EI 240
Electric cables up to 21 mm diameter, single.				E 120, EI 90
23-27 mm diameter, 1 mm × 185 mm ² core, PVC sheath and insulation electrical cable, single				EI 240

A.6.3 Single side penetration seal with pipes

Penetration Seal: Pipes fitted at any position within the aperture, with Graft FR Acrylic to the top face of the floor, backed with 48 mm stone wool minimum 33kg/m³. Minimum annular space 10 mm (A1) and minimum separation between penetration seals 30 mm (A2), maximum seal size 300 x 300 mm / 300 mm diameter.

Construction details:

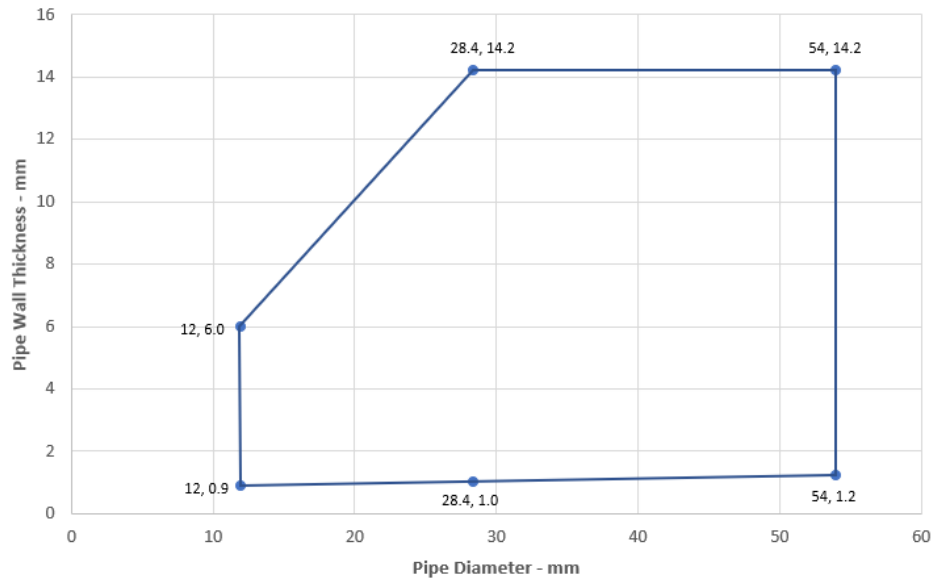


A.6.3.1

Services	Sealant depth	Backing	Classification
Mild or stainless steel pipe			
4 -16 mm diameter /1.0-8.0 mm wall	25 mm	48 mm stone wool	EI 120 C/U
17 -324 mm diameter /1.0-14.2 mm wall			E 120 C/U
Copper or steel pipe			
6 mm diameter /0.7-3.0 mm wall	25 mm	48 mm stone wool	EI 120 C/C
6 -15 mm diameter /0.7-7.5 mm wall			E 120 C/C, EI 60 C/C
16 - 54 mm diameter /0.7-14.2mm wall			E 120 C/C
Copper or steel pipe with minimum 80 kg/m ³ density stone wool insulation Continuous Sustained (CS)			
12 mm diameter/0.9-6 mm wall, 20-80 mm insulation	25 mm	48 mm stone wool	EI 240 C/C
13-54 mm diameter/0.9-14.2 mm wall, 20-80 mm insulation*			E 240 C/C, EI 180 C/C
Alupex Pipe			
16 -20 mm diameter/2.0 mm wall	25 mm	48 mm stone wool	EI 120 C/C
21-75 mm diameter/2.0-4.6 mm wall			E 120 C/C, EI 90 C/C
16-75 mm diameter/2.25-4.6 mm wall with 20-50 mm thick glass wool or stone, mineral wool min. 75 kg/m ³ insulation Continuous Sustained (CS)	25 mm	48 mm stone wool	E 180 C/C, EI 120 C/C

*See below graphs for interpolated pipe sizes

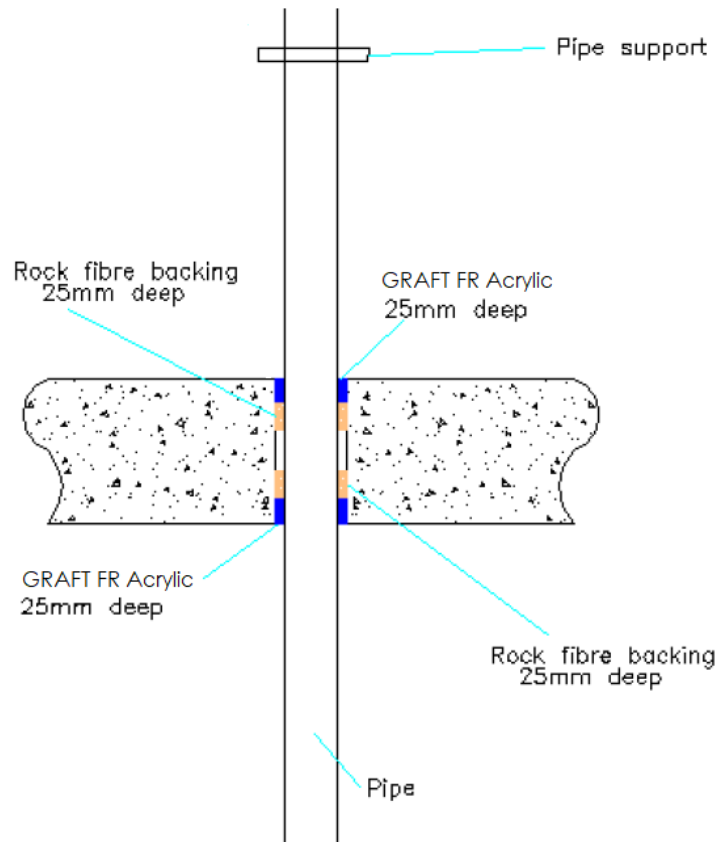
**Copper or Steel Pipes with 20-80 mm stone wool Insulation CS
E 240 C/C, EI 180 C**



A.6.4 Double side penetration seal with pipes

Penetration Seal: Pipes fitted at any position within the aperture, with Graft FR Acrylic to the both faces of the floor, backed with 25 mm stone wool minimum 33kg/m³. Minimum annular space 10 mm (A1) and minimum separation between penetration seals 30 mm (A2), maximum seal size 300 x 300 mm / 300 mm diameter.

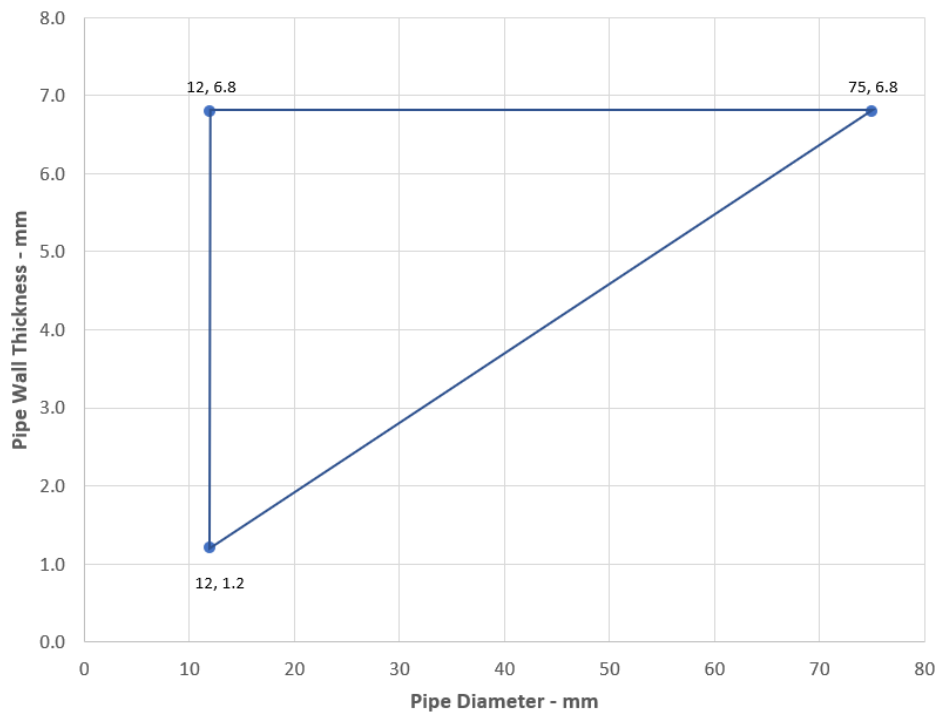
Construction details:

**A.6.4.1**

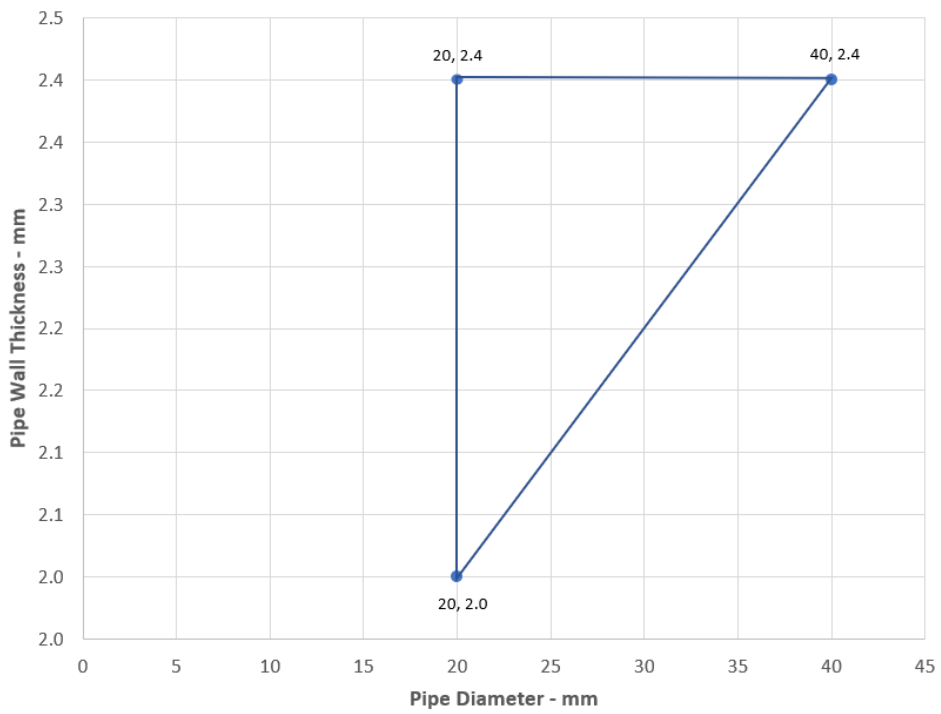
Services	Sealant depth	Backing	Classification
PVC-U pipe according to EN 1329-1, EN 1452-1 and EN 1453-1, PVC-C according to EN 1566-1			
Up to 50 mm \varnothing /1.6-3.7 mm wall	25 mm	25 mm Stone wool	EI 240 U/C
Up to 40 mm \varnothing /1.6-3.7 mm wall, with bundle of cables up to 21 mm diameter			
PP pipe according to EN 1451-1 or DIN 8077/8078			
12 mm \varnothing /1.2 mm wall	25 mm	25 mm Stone wool	EI 240 U/C
13-75 mm \varnothing /1.2-6.8 mm wall*			EI 90 U/C
Up to 40 mm \varnothing /1.2-1.8 mm wall, with bundle of cables up to 21 mm diameter			EI 180 U/C
PE pipe according to EN 1519-1, EN 12201-2 and EN 12666-1, ABS according to EN 1455-1 and pipes made from SAN+PVC according to EN 1565-1			
20-40 mm \varnothing /2.0-2.4 mm wall*	25 mm	25 mm Stone wool	EI 240 U/C
Up to 40 mm \varnothing /2.0-2.4 mm wall, with bundle of cables up to 21 mm diameter			EI 180 U/C

*See below graphs for interpolated pipe sizes

PP Pipes - EI 190 U/C



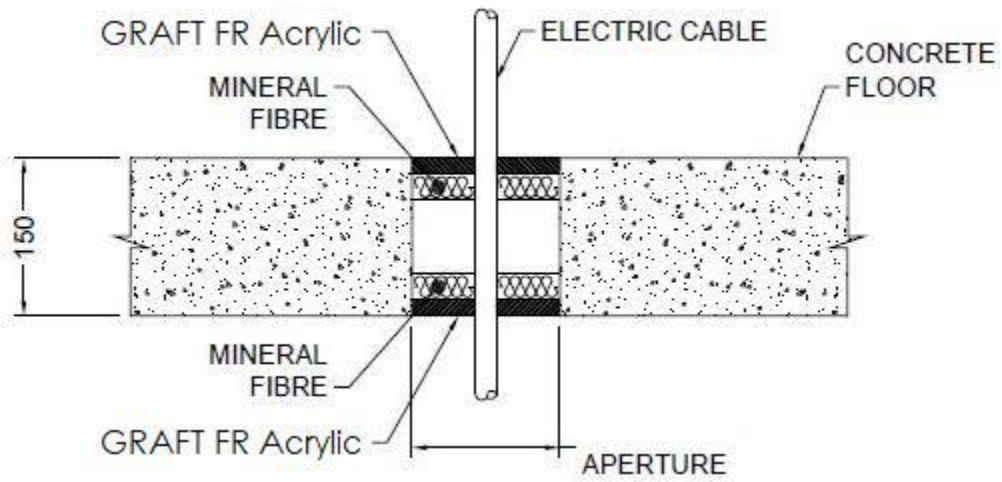
PE Pipes - U/C



A.6.5 Double side penetration seal with cables

Penetration Seal: Cables fitted circular apertures or min. 7 mm from the edges of rectilinear apertures, with Graft FR Acrylic to both sides of the floor, backed with stone wool insulation minimum 35kg/m³.

Construction details:

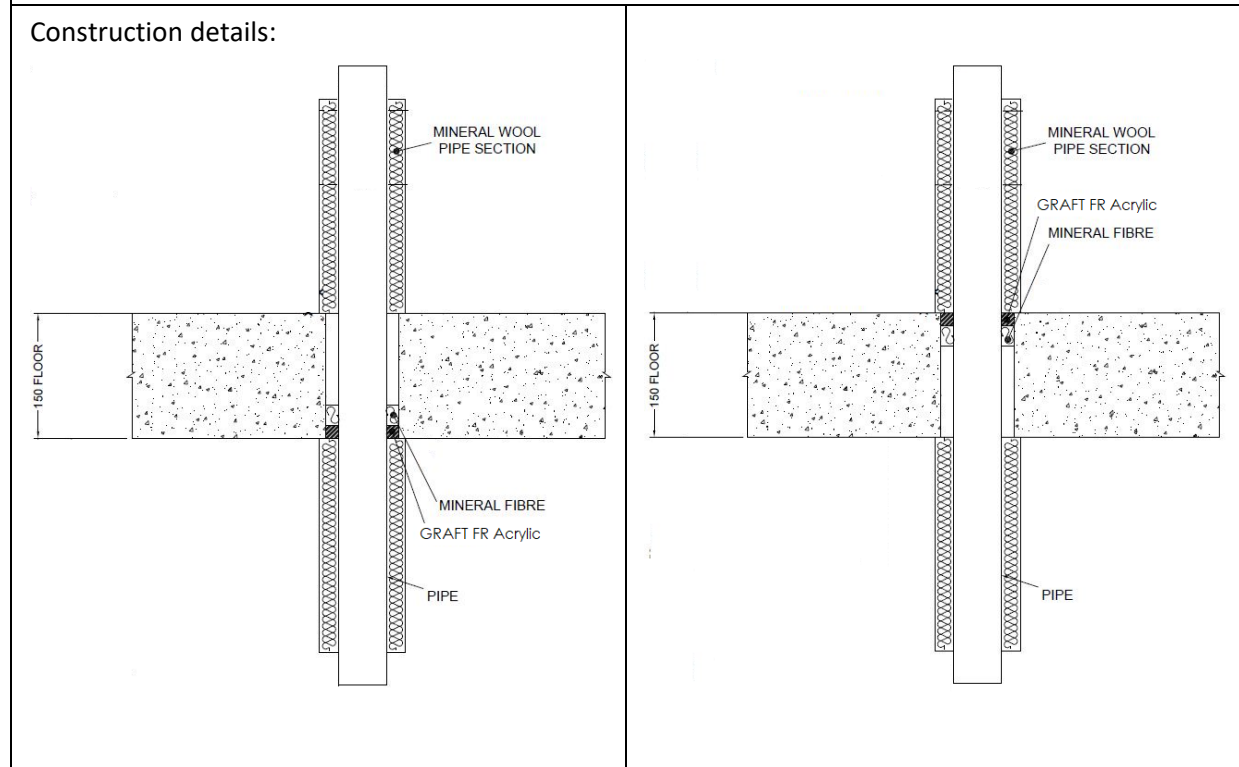


A.6.5.1

Services	Sealant depth	Backing	Maximum Aperture	Classification
Blank seals	15 mm	25 mm Stone wool 35 kg/m ³	300 x 300 mm	EI 240
Electric cables up to 21 mm diameter, single or in a bundle.				EI 120
Electric cables 22-50 mm diameter, single or in a bundle.				E 120, EI 90
Electric cables 51-80 mm diameter, single or in a bundle.				E 120, EI 60

A.6.6 Single side penetration seal with metallic pipes

Penetration Seal: 1000 mm (min.) LI (Local Interrupted) or CI (Continuous Interrupted) insulated metallic pipes (single) fitted at any position within the aperture, with 15 or 25 mm deep Graft FR Acrylic to either side of the floor (or at any position between), backed with minimum 40 kg/m³ stone wool insulation or Graft Mineral Fibre BIO.

**A.6.6.1**

Services	Max. seal size	Insulation (min)	Sealant depth	Classification
Copper or steel pipe up to 54 mm diameter/0.9-14.2 mm wall	10 mm width around pipe	20 mm Stone wool insulation 80 kg/m ³	15 mm	E 240 C/U, EI 180 C/U
Copper or steel pipe up to 12 mm diameter/0.9-5 mm wall				EI 240 C/U
Copper or steel pipe up to 54 mm diameter/0.9-14.2 mm wall	Up to 100 x 1000 mm		25 mm	EI 120 C/U
Copper or steel pipe up to 54 mm diameter/0.9-14.2 mm wall	300 x 300 mm	20 mm Stone wool insulation 80 kg/m ³	15 mm	E 90 C/U, EI 60 C/U
Copper or steel pipe up to 12 mm diameter/0.9-5 mm wall				
Copper or steel pipe up to 54 mm diameter/0.9-14.2 mm wall			25 mm	EI 120 C/U

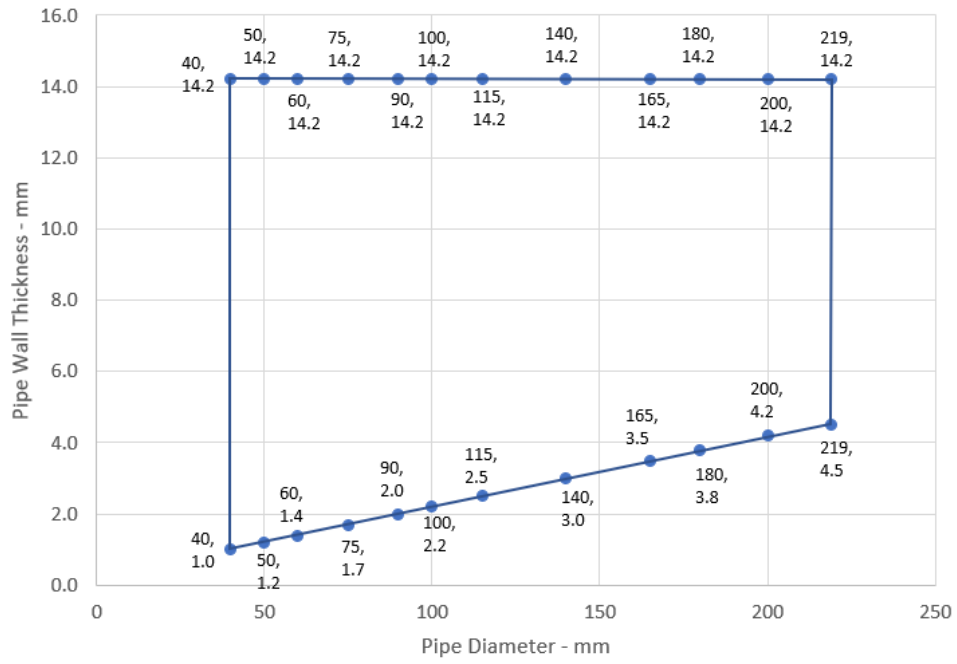
Services	Max. Seal Size	Insulation (min)	Sealant Depth	Classification
Mild or stainless steel pipe				
40 mm diameter/1-14.2 mm wall	10 mm width around pipe	20 mm Stone wool insulation 80 kg/m ³	15 mm	EI 240 C/U
40 mm diameter/1-14.2 mm wall*		30 mm Stone wool insulation 80 kg/m ³		E 240 C/U, EI 90 C/U
50 mm diameter/1.2-14.2 mm wall*				
60 mm diameter/1.4-14.2 mm wall*				
75 mm diameter/1.7-14.2 mm wall*				
90 mm diameter/2-14.2 mm wall*				
100 mm diameter/2.2-14.2 mm wall*				
115 mm diameter/2.5-14.2 mm wall*				
140 mm diameter/3-14.2 mm wall*				
165 mm diameter/3.5-14.2 mm wall*				
180 mm diameter/3.8-14.2 mm wall*				
200 mm diameter/4.2-14.2 mm wall*				
219 mm diameter/4.5-14.2 mm wall*				
40 mm diameter/1-14.2 mm wall*	Up to 100 x 1000 mm	20 mm Stone wool insulation 80 kg/m ³	25 mm	E120 C/U, EI 90 C/U
50 mm diameter/1.2-14.2 mm wall*		30 mm Stone wool insulation 80 kg/m ³		
60 mm diameter/1.4-14.2 mm wall*				
75 mm diameter/1.7-14.2 mm wall*				
90 mm diameter/2-14.2 mm wall*				
100 mm diameter/2.2-14.2 mm wall*				
115 mm diameter/2.5-14.2 mm wall*				
140 mm diameter/3-14.2 mm wall*				
165 mm diameter/3.5-14.2 mm wall*				
180 mm diameter/3.8-14.2 mm wall*				
200 mm diameter/4.2-14.2 mm wall*				
219 mm diameter/4.5-14.2 mm wall*				

* Typical pipe diameters shown, see below graph for intermediate sizes

Services	Max. Seal Size	Insulation (minimum)	Sealant Depth	Classification
Mild or stainless steel pipe				
40 mm diameter/1-14.2 mm wall	300 x 300 mm	20 mm Stone wool insulation 80 kg/m ³	15 mm	E 90 C/U, EI 60 C/U
40 mm diameter/1-14.2 mm wall*		30 mm Stone wool insulation 80 kg/m ³		
50 mm diameter/1.2-14.2 mm wall*				
60 mm diameter/1.4-14.2 mm wall*				
75 mm diameter/1.7-14.2 mm wall*				
90 mm diameter/2-14.2 mm wall*				
100 mm diameter/2.2-14.2 mm wall*				
115 mm diameter/2.5-14.2 mm wall*				
140 mm diameter/3-14.2 mm wall*				
165 mm diameter/3.5-14.2 mm wall*				
180 mm diameter/3.8-14.2 mm wall*				
200 mm diameter/4.2-14.2 mm wall*				
219 mm diameter/4.5-14.2 mm wall*				
40 mm diameter/1-14.2 mm wall*				
50 mm diameter/1.2-14.2 mm wall*				
60 mm diameter/1.4-14.2 mm wall*				
75 mm diameter/1.7-14.2 mm wall*				
90 mm diameter/2-14.2 mm wall*				
100 mm diameter/2.2-14.2 mm wall*				
115 mm diameter/2.5-14.2 mm wall*				
140 mm diameter/3-14.2 mm wall*				
165 mm diameter/3.5-14.2 mm wall*				
180 mm diameter/3.8-14.2 mm wall*				
200 mm diameter/4.2-14.2 mm wall*				
219 mm diameter/4.5-14.2 mm wall*				

* Typical pipe diameters shown, see below graph for intermediate sizes

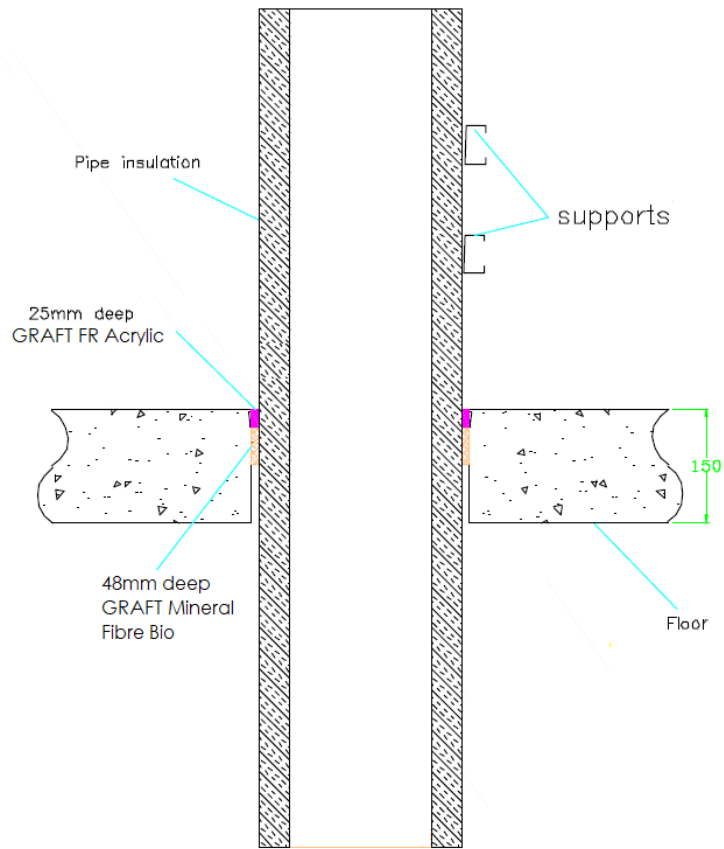
Steel Pipes with Stone Wool Insulation - C/U



A.6.7 Single side penetration seal with metallic pipes

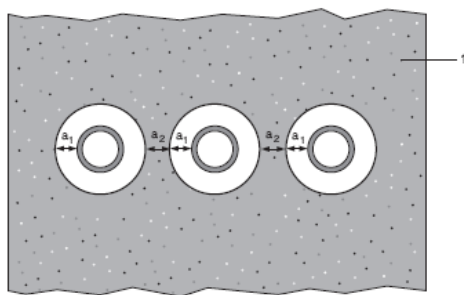
Penetration Seal: CS (Continuous Sustained) insulated metallic pipes (single) fitted at any position within the aperture, with 25 mm Graft FR Acrylic to the top of the floor, backed with 48 mm deep Graft Mineral Fibre BIO insulation. Minimum annular space 10 mm (A1) and minimum separation between penetration seals 30 mm (A2). Maximum seal size 300 x 300 mm / 504 mm \varnothing

Construction details:



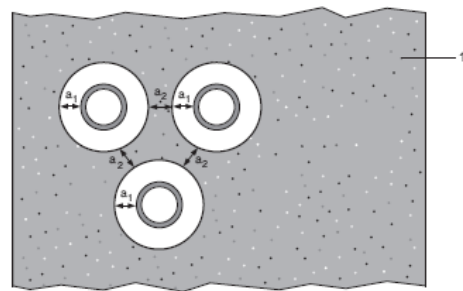
Configuration 1

Option 1



Configuration 2

Option 2



Key

1 Supporting construction

a1 Pipe / top edge of seal separation

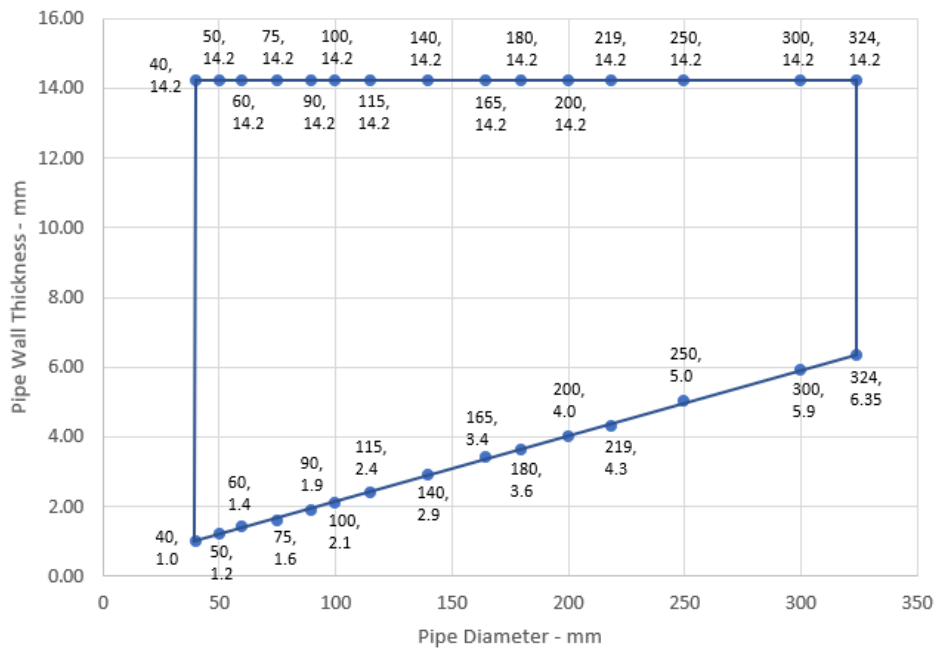
a2 Pipe / side edge of seal separation

a3 Pipe / pipe separation

A.6.7.1 Single side penetration seal with pipes

Services	Insulation	Classification
Mild or stainless steel pipe		
40 mm diameter/1-14.2 mm wall	20 mm thick stone, mineral wool min. 80 kg/m ³	EI 240 C/U
40 mm diameter/1-14.2 mm wall*	30-80 mm thick stone, mineral wool min. 80 kg/m ³	
50 mm diameter/1.2-14.2 mm wall*		
60 mm diameter/1.4-14.2 mm wall*		
75 mm diameter/1.6-14.2 mm wall*		
90 mm diameter/1.9-14.2 mm wall*		
100 mm diameter/2.1-14.2 mm wall*		
115 mm diameter/2.4-14.2 mm wall*		
140 mm diameter/2.9-14.2 mm wall*		
165 mm diameter/ 3.4-14.2 mm wall*		
180 mm diameter/ 3.6-14.2 mm wall*		
200 mm diameter/ 4.0-14.2 mm wall*		
219 mm diameter/ 4.3-14.2 mm wall*		
250 mm diameter/ 5.0-14.2 mm wall*		
300 mm diameter/ 5.9-14.2 mm wall*		
324 mm diameter/ 6.35-14.2 mm wall*		
PEX pipe in pipe system		
15 mm diameter x 2.5 mm wall inner /25mm diameter outer	None	EI 90 C/C

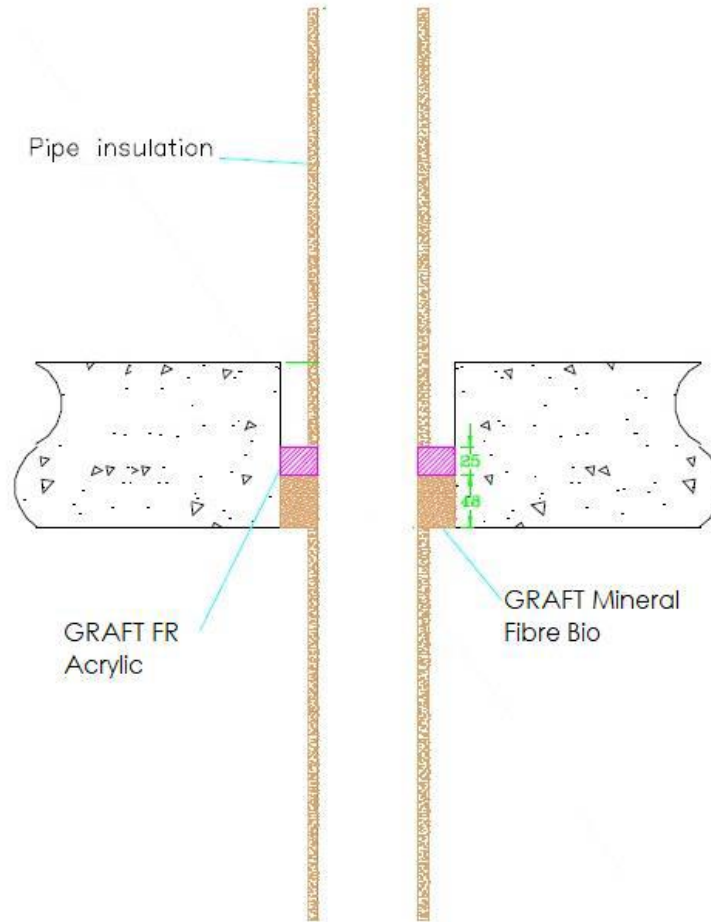
Steel Pipes with Mineral Wool Insulation - C/U



A.6.8 Single side penetration seal with composite pipes

Penetration Seal: CI (Continuous Interrupted) insulated composite pipes (single) fitted at any position within the aperture, with Graft FR Acrylic, minimum 10 mm seal width around service and maximum 300 x 300 mm seal, backed with 'Graft Mineral Fibre BIO'.

Construction details:



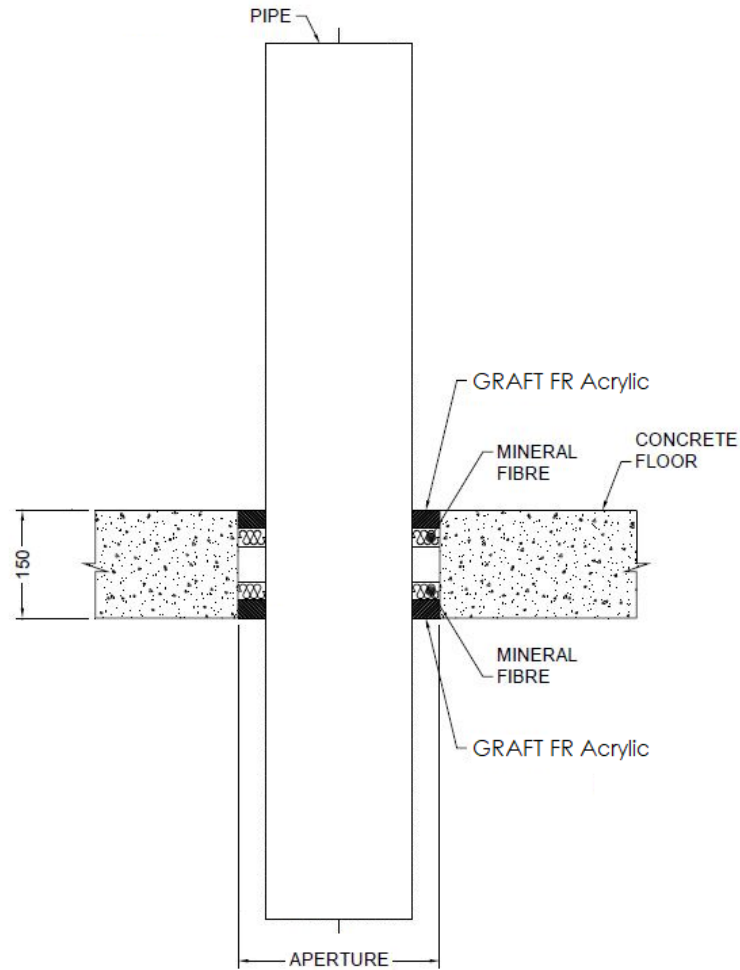
A.6.8.1

Services	Sealant depth	Backing	Insulation (minimums)	Classification
Alupex Composite Pipe	25 mm	48 mm Graft Mineral Fibre BIO	20 mm stonewool 80 kg/m ³ , 500 mm length from both sides of the seal	EI 240 C/C
16 mm diameter/2.25 mm wall				
20 mm diameter/2.5 mm wall				
26 mm diameter/3 mm wall				
32 mm diameter/3 mm wall				
40 mm diameter/3.5 mm wall				
50 mm diameter/4 mm wall				
63 mm diameter/4.5 mm wall				
75 mm diameter/4.7 mm wall				

A.6.9 Double side penetration seal with metallic pipes

Penetration Seal: Non-insulated metallic pipes (single) fitted at any position within the aperture, with Graft FR Acrylic to both sides of the floor, backed with stone wool or mineral fibre insulation.

Construction details:

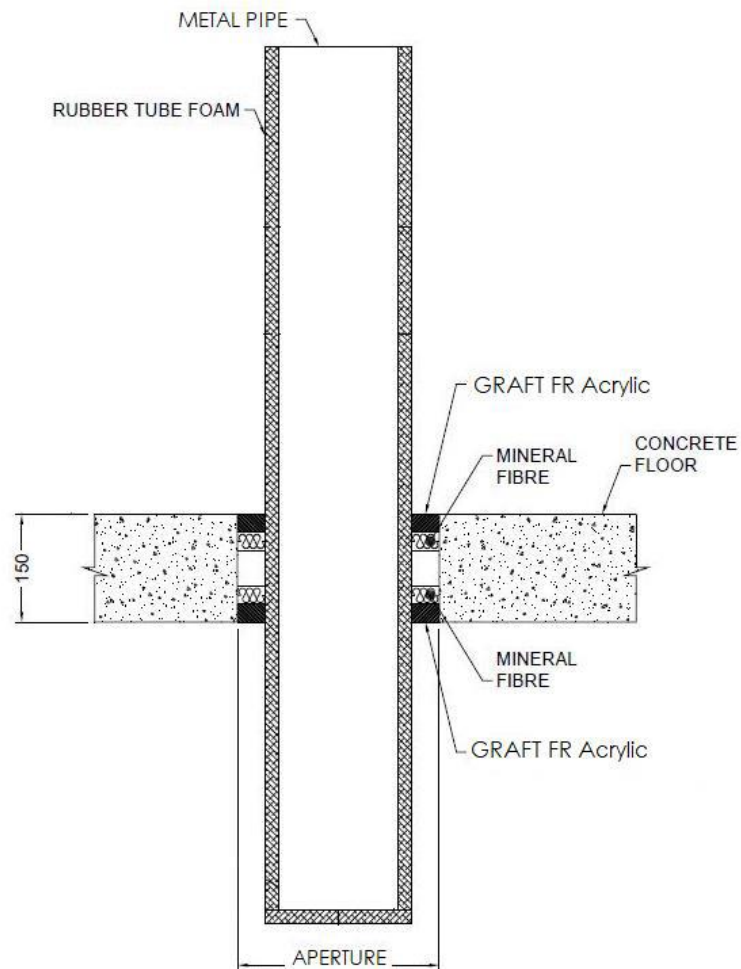
**A.6.9.1**

Services	Max. Seal Size	Insulation	Sealant depth	Backing (minimum)	Classification
Copper or steel pipe 54 mm diameter/2-14.2 mm wall	300 x 300 mm	None	25 mm	25 mm deep 140 kg/m ³ stone wool	E 120 C/U, EI 20 C/U
Mild steel pipe 16 mm diameter/1.5-7.5 mm wall			25 mm		EI 240 C/U
Mild steel pipe maximum 63 mm diameter/1.5-14.2 mm wall			15 mm	25 mm deep 35 kg/m ³ stone wool	E 240 C/U EI 30 C/U
Mild steel pipe 16 mm diameter/1.5-7.5 mm wall	Up to 100 x 1000 mm		25 mm	Graft Mineral Fibre BIO 25 mm deep	EI 120 C/U

A.6.10 Double side penetration seal with metallic pipes

Penetration Seal: CS (Continuous Sustained) insulated metallic pipes (single) fitted at any position within the aperture, with Graft FR Acrylic to both sides of the floor, maximum 300 x 300 mm seal width around service, backed with stone wool insulation or 'Graft Mineral Fibre BIO'.

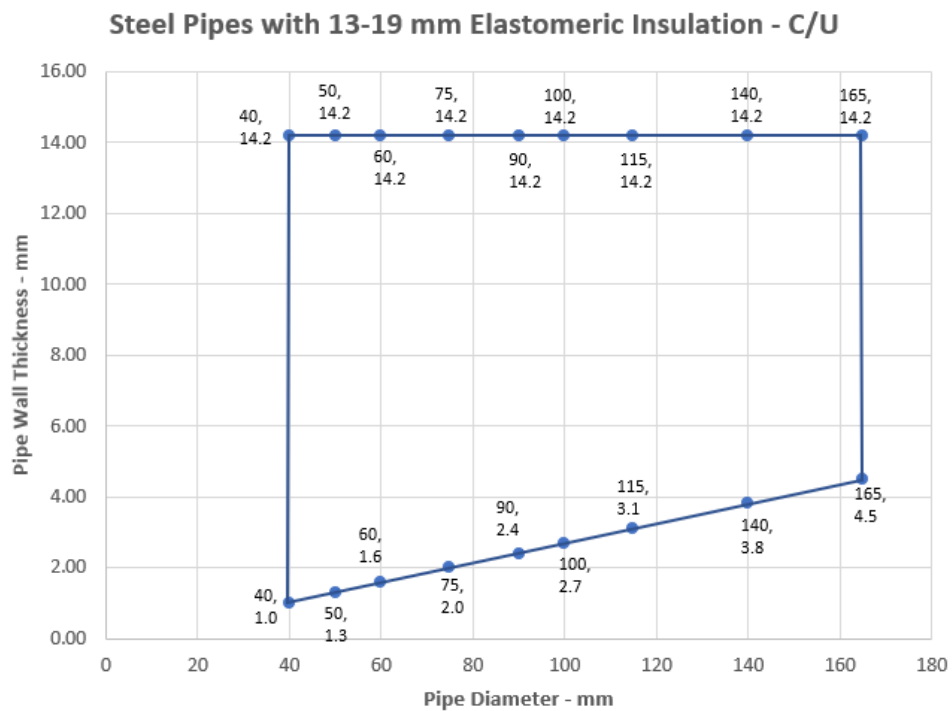
Construction details:



A.6.10.1

Services	Sealant depth	Backing (minimum)	Insulation	Classification
Mild or stainless steel pipe				
40 mm diameter/1-14.2 mm wall	25 mm	20 mm Stone wool 40 kg/m ³	13 -19 mm Elastomeric insulation minimum class B-s3,d0 or phenolic foam insulation	EI 180 C/U
40 mm diameter/1-14.2 mm wall*	25 mm	25 mm Graft Mineral Fibre BIO		EI 60 C/U
50 mm diameter/1.3-14.2 mm wall*				
60 mm diameter/1.6-14.2 mm wall*				
75 mm diameter/2-14.2 mm wall*				
90 mm diameter/2.4-14.2 mm wall*				
100 mm diameter/2.7-14.2 mm wall*				
115 mm diameter/3.1-14.2 mm wall*				
140 mm diameter/3.8-14.2 mm wall*				
165 mm diameter/4.5-14.2 mm wall*				

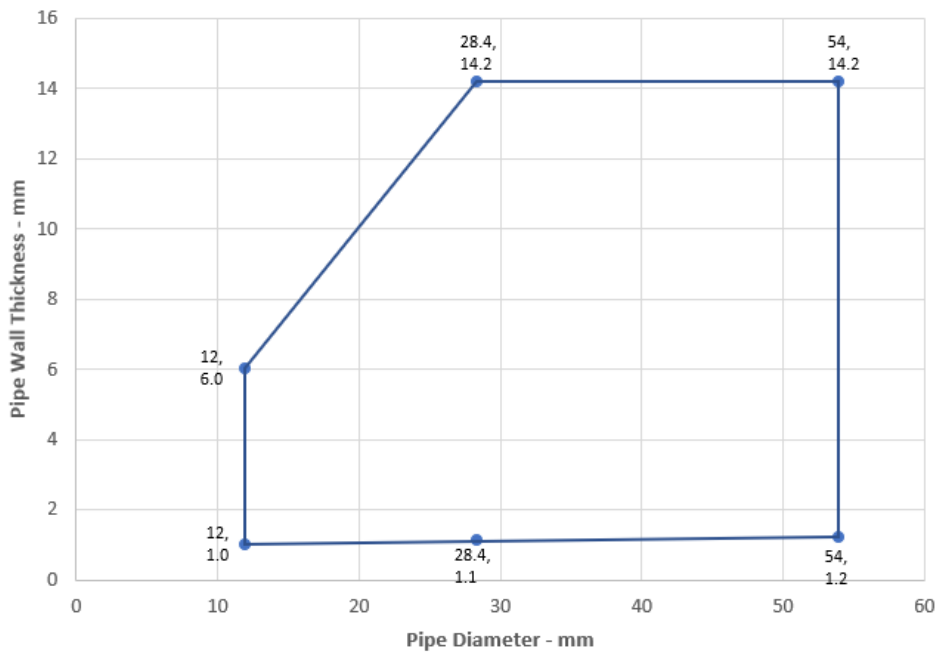
* Typical pipe diameters shown, see below graph for intermediate sizes



Services	Sealant depth	Backing (minimum)	Insulation	Classification
Copper or steel pipe				
12 mm diameter/1-6 mm wall	25 mm	25 mm Graft Mineral Fibre BIO	9 mm Elastomeric insulation minimum class B-s3,d0 or phenolic foam insulation	E 240 C/C, EI 180 C/C
12-54 mm diameter/1-14.2 mm wall*			9-13 mm Elastomeric insulation minimum class B-s3,d0 or phenolic foam insulation	E 180 C/C, EI 120 C/C
12-54 mm diameter/1-14.2 mm wall*			13-25 mm Elastomeric insulation minimum class B-s3,d0 or phenolic foam insulation	E 90 C/C, EI 60 C/C

* Typical pipe diameters shown, see below graph for intermediate sizes

Copper or Steel Pipes with Elastomeric Insulation - C/C



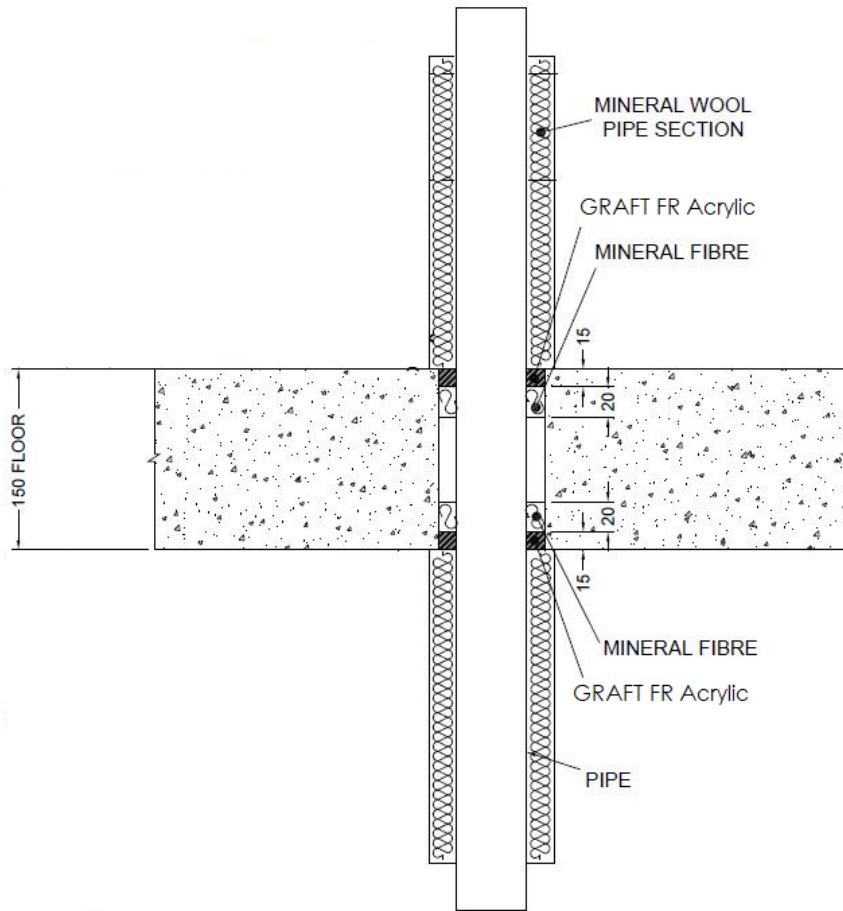
Services	Sealant depth	Backing	Insulation	Classification
----------	---------------	---------	------------	----------------

Alupex Composite Pipe	Sealant depth	(minimum)		
16 mm diameter/2.25 mm wall	25 mm	25 mm Graft Mineral Fibre BIO	9 mm Elastomeric insulation minimum class B-s3,d0 or phenolic foam insulation	EI 180 C/C
16 mm diameter/2.25 mm wall			9-13 mm Elastomeric insulation minimum class B-s3,d0 or phenolic foam insulation	E 120 C/C, EI 60 C/C
20 mm diameter/2.5 mm wall				
26 mm diameter/3 mm wall				
32 mm diameter/3 mm wall				
40 mm diameter/3.5 mm wall				
50 mm diameter/4 mm wall				
63 mm diameter/4.5 mm wall				
75 mm diameter/4.7 mm wall				
16 mm diameter/2.25 mm wall			13-25 mm Elastomeric insulation minimum class B-s3,d0 or phenolic foam insulation	EI 60 C/C
20 mm diameter/2.5 mm wall				
26 mm diameter/3 mm wall				
32 mm diameter/3 mm wall				
40 mm diameter/3.5 mm wall				
50 mm diameter/4 mm wall				
63 mm diameter/4.5 mm wall				
75 mm diameter/4.7 mm wall				

A.6.11 Double side penetration seal with metallic pipes

Penetration Seal: 1000 mm (min.) LI (Local Interrupted) or CI (Continuous Interrupted) insulated metallic pipes (single) fitted at any position within the aperture, with 15 mm deep Graft FR Acrylic to both sides of the floor (or at any position between), backed with 20 mm deep minimum 40 kg/m³ stone wool insulation*.

Construction details:

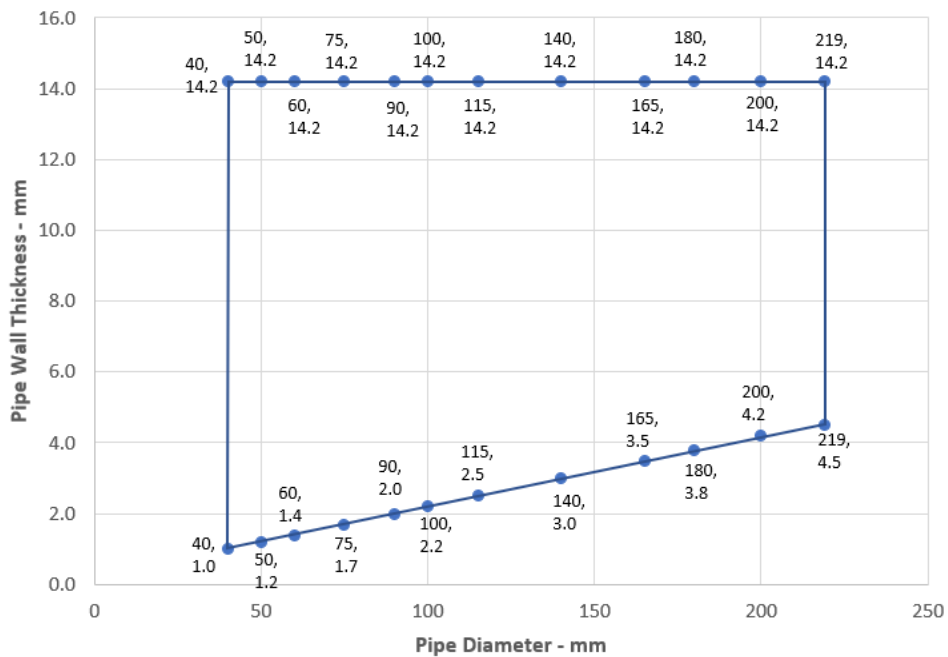


A.6.11.1

Services	Maximum seal size	Insulation (minimum)	Classification
Mild or stainless steel pipe			
40 mm diameter/1-14.2 mm wall	300 x 300 mm or 100 x 1000 mm	20 mm Stone wool insulation 80 kg/m ³	EI 240 C/U
40 mm diameter/1-14.2 mm wall*			
50 mm diameter/1.2-14.2 mm wall*			
60 mm diameter/1.4-14.2 mm wall*			
75 mm diameter/1.7-14.2 mm wall*			
90 mm diameter/2-14.2 mm wall*			
100 mm diameter/2.2-14.2 mm wall*		30 mm Stone wool insulation 80 kg/m ³	E 240 C/U, EI 120 C/U
115 mm diameter/2.5-14.2 mm wall*			
140 mm diameter/3-14.2 mm wall*			
165 mm diameter/3.5-14.2 mm wall*			
180 mm diameter/3.8-14.2 mm wall*			
200 mm diameter/4.2-14.2 mm wall*			
219 mm diameter/4.5-14.2 mm wall*			

* Typical pipe diameters shown, see below graph for intermediate sizes

Steel Pipes with Stone Wool Insulation - C/U

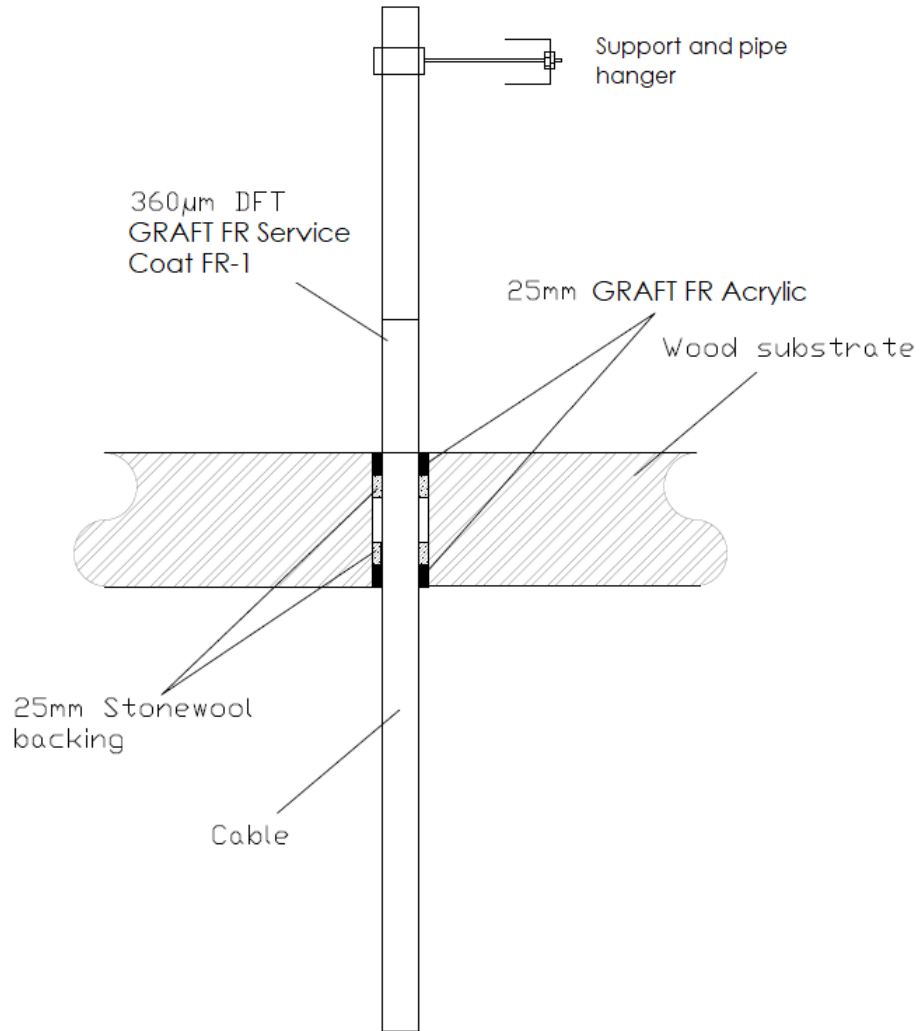


A.7 Timber floor constructions with floor thickness of minimum 150 mm

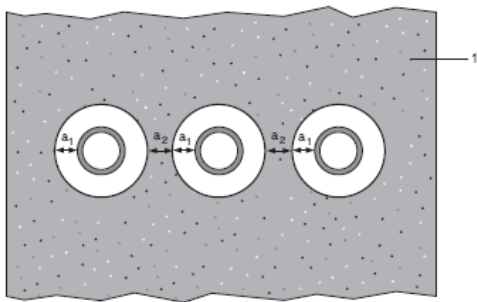
A.7.1 Double sided penetration seal with cables

Penetration Seal: Cables fitted at any position within the aperture, sealed with Graft FR Acrylic, minimum 25 mm deep to both sides of the floor and backed with stone wool insulation (minimum 33kg/m³), minimum 25 mm deep. Minimum annular space 10 mm (a1) and minimum separation between penetration seals 0 mm (a2).

Construction details:



Configuration 1



Key

- 1 Supporting construction
- a1 Pipe / edge of seal separation (annular space)
- a2 Separation between penetration seals

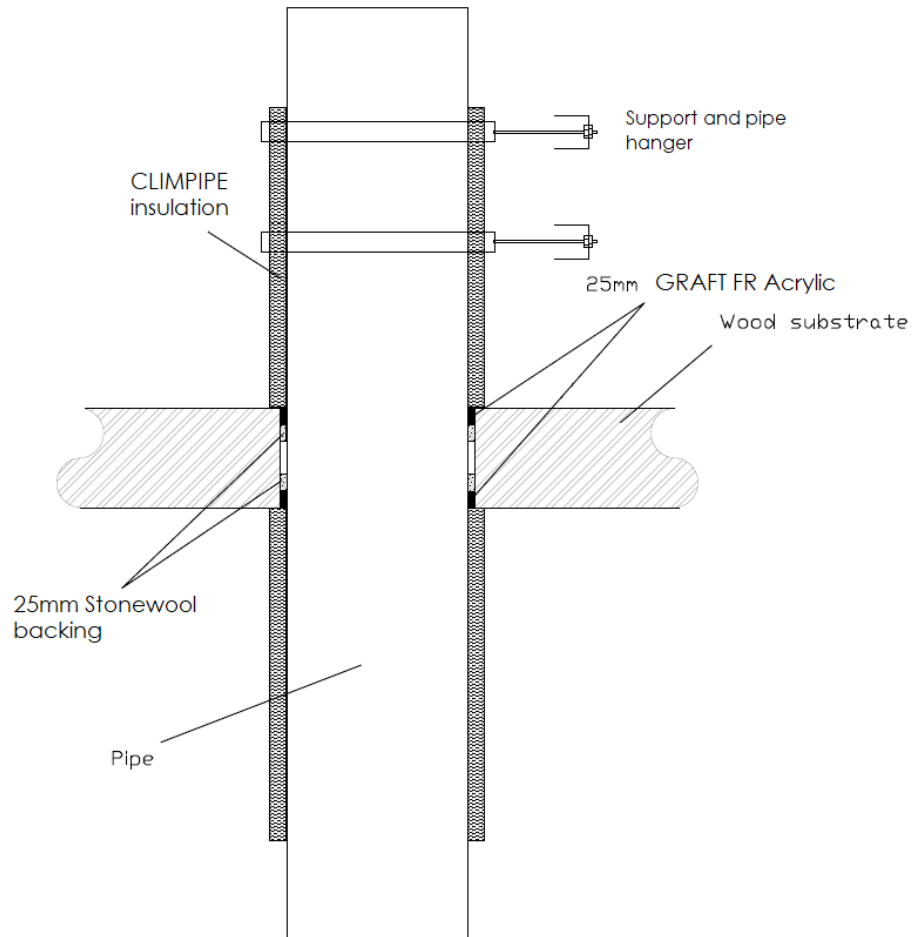
A.7.1.1

Services	Sealant depth	Backing	Maximum aperture	Insulation, minimum	Classification
None (blank)	25 mm	Stone wool 25 mm deep min. 33kg/m ³	Ø 220 mm	None	EI 120
Cables up to 14 mm Ø, single or in bundles up to 100 mm Ø					EI 120
Cables up to 21 mm Ø, single or in bundles up to 100 mm Ø				Graft Service Coat FR-1, 260-micron DFT extending 150 mm from top side of the seal	E 120, EI 90
Cables up to 50 mm Ø, single or in bundles up to 100 mm Ø					E 120, EI 90
Telecom cables up to 14 mm Ø, single or in bundles up to 100 mm Ø					E 120, EI 90

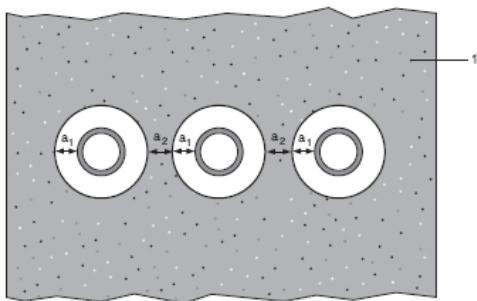
A.7.2 Double side penetration seal with metallic pipes

Penetration Seal: 500 mm (min.) LI (Local Interrupted) or CI (Continuous Interrupted) insulated metallic pipes and composite pipes (single) with glass wool or stone, mineral wool min. 75 kg/m³, fitted at any position within the aperture, with Graft FR Acrylic to both sides of the floor, backed with stone wool insulation (minimum 33kg/m³), minimum 25 mm deep. Minimum annular space 10 mm (a1) and minimum separation between penetration seals 0 mm (a2).

Construction details:



Configuration 1



Key

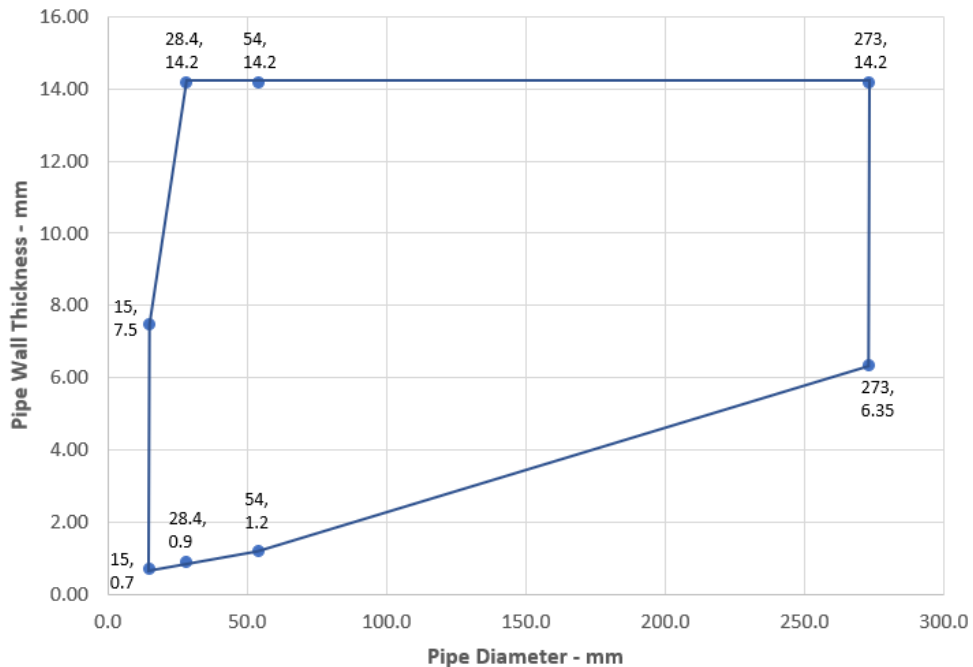
- 1 Supporting construction
- a1 Pipe / edge of seal separation (annular space)
- a2 Separation between penetration seals

A.7.2.1

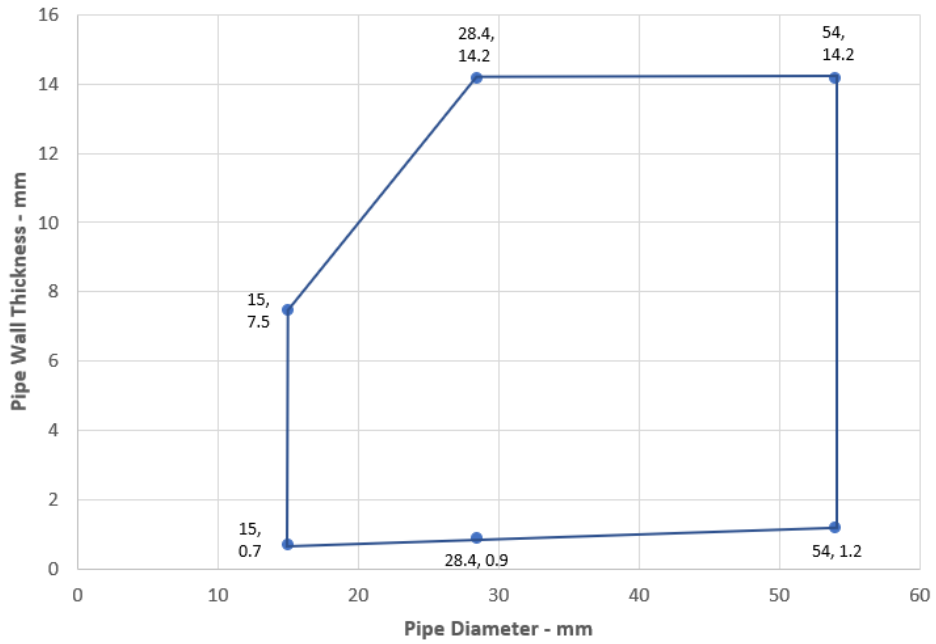
Services	Maximum aperture	Sealant depth	Backing	Insulation, minimum	Classification
Mild or stainless steel pipe					
Maximum 273 mm diameter /6.35-14.2 mm wall*	∅ 293 mm	25 mm	Stone wool 25 mm deep min. 33kg/m ³	25 mm glass wool or stone, mineral wool min. 75 kg/m ³ , 500 mm length from both sides of the seal	E 120 C/C, EI 60 C/C
Copper or steel pipe					
Maximum 15 mm diameter /0.7-7.5 mm wall*	∅ 220 mm	25 mm	Stone wool 25 mm deep min. 33kg/m ³	20 mm glass wool or stone, mineral wool min. 75 kg/m ³ , 500 mm length from both sides of the seal	EI 120 C/C
Maximum 54 mm diameter /1.2-14.2 mm wall*					E 120 C/C, EI 90 C/C
Alupex Pipe					
Maximum 16 mm diameter/ 2.25 mm wall*	∅ 220 mm	25 mm	Stone wool 25 mm deep min. 33kg/m ³	20 mm glass wool or stone, mineral wool min. 75 kg/m ³ , 500 mm length from both sides of the seal	EI 120 C/C
Maximum 75 mm diameter/ 4.6 mm wall*					E 120 C/C, EI 90 C/C

* Typical pipe diameters shown, see below graph for intermediate sizes

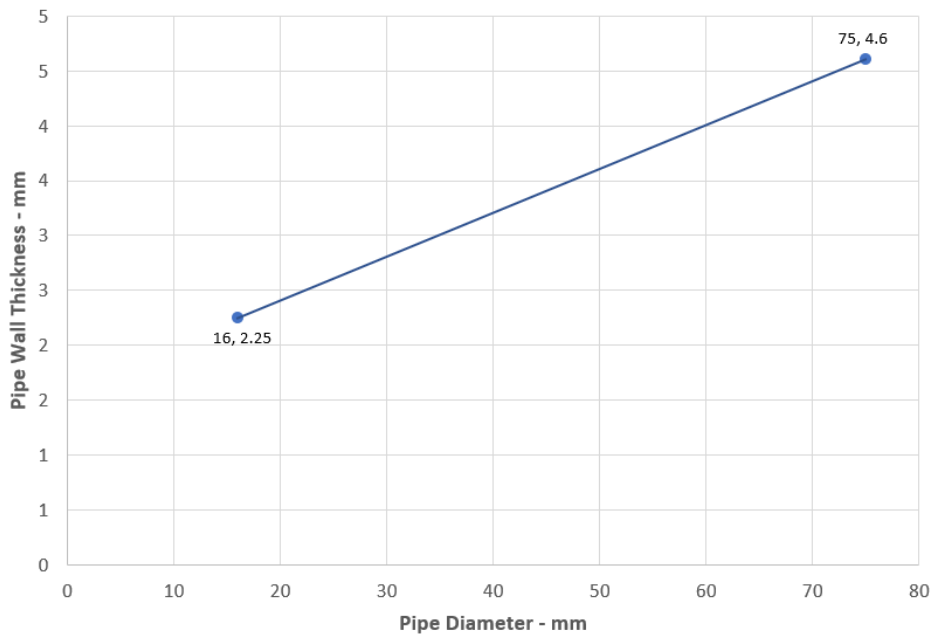
Steel Pipes with Glass Wool or Mineral Wool Insulation - C/C



Copper or Steel Pipes with Glass Wool or Mineral Wool Insulation - C/C



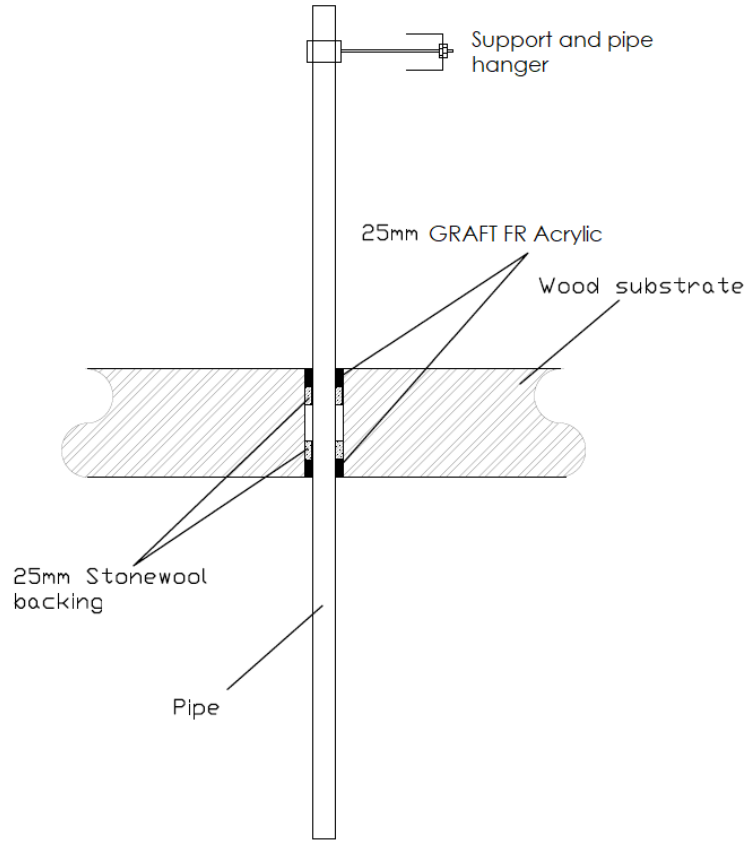
Alupex Pipes with Glass Wool or Mineral Wool Insulation - C/C



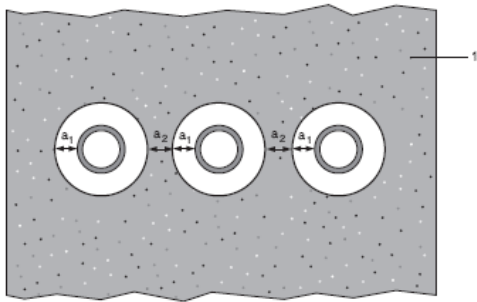
A.7.3 Double side penetration seal with plastic pipes and composite pipes

Penetration Seal: Plastic and composite pipes (single) fitted at any position within the aperture, with Graft FR Acrylic to both sides of the floor, backed with stone, mineral wool min. 33 kg/m³. Minimum annular space 10 mm and maximum 30 mm (a1) and minimum separation between penetration seals 0 mm (a2).

Construction details:



Configuration 1



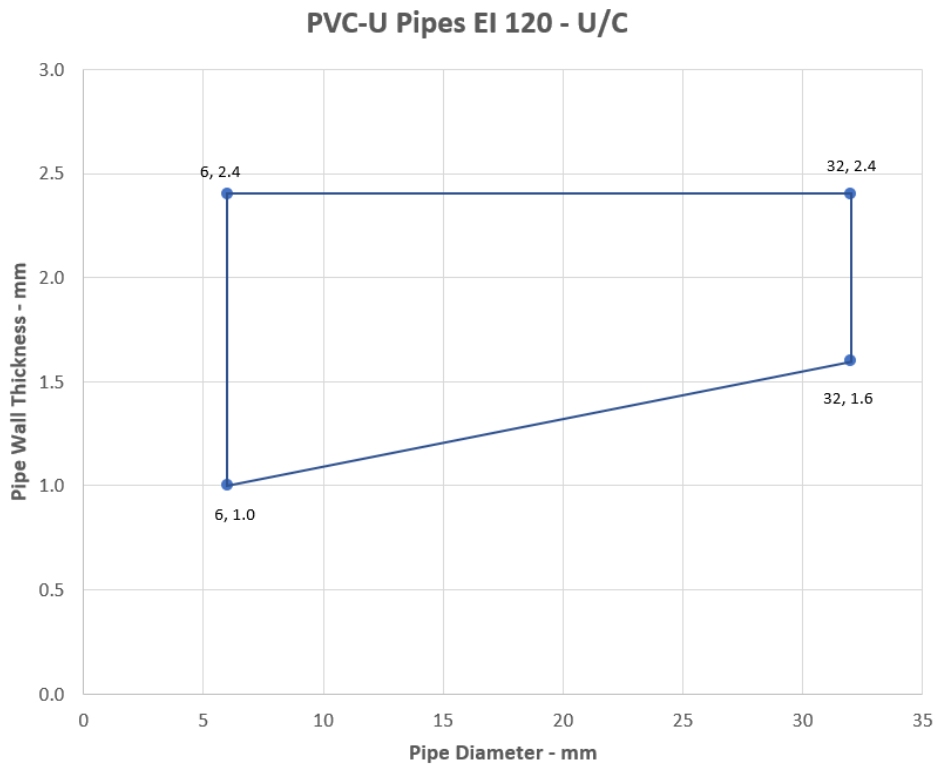
Key

- 1 Supporting construction
- a1 Pipe / edge of seal separation (annular space)
- a2 Separation between penetration seals

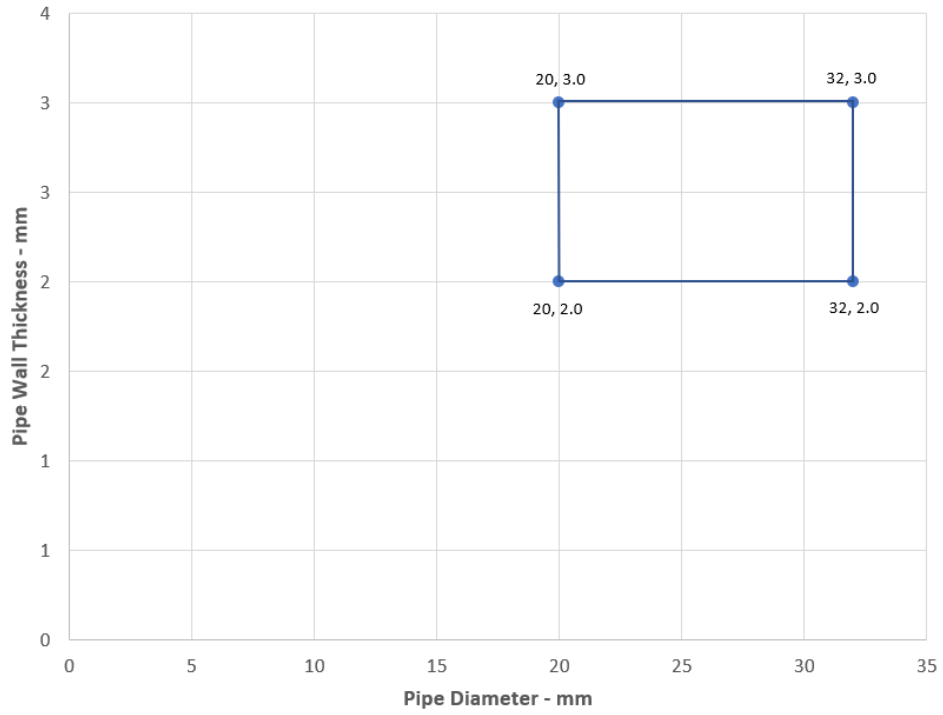
A.7.3.1

Services	Sealant depth	Backing	Classification
PVC-U pipe according to EN 1329-1, EN 1452-1 and EN 1453-1, PVC-C according to EN 1566-1			
Maximum 32 mm diameter/1.0-2.4 mm wall*	25 mm	Stone wool 25 mm deep min. 33kg/m ³	EI 120 U/C
PE pipe according to EN 1519-1, EN 12201-2 and EN 12666-1, ABS according to EN 1455-1 and pipes made from SAN+PVC according to EN 1565-1			
Maximum 32 mm diameter/2.0-3.0 mm wall*	25 mm	Stone wool 25 mm deep min. 33kg/m ³	EI 120 U/C
PP pipe according to EN 1451-1 or DIN 8077/8078			
Maximum 32 mm diameter/1.8-4.4 mm wall*	25 mm	Stone wool 25 mm deep min. 33kg/m ³	EI 120 U/C
PEX pipe in pipe system			
25 mm diameter outer /15 mm diameter x 2.5 mm wall inner	25 mm	Stone wool 25 mm deep min. 33kg/m ³	EI 120 C/C

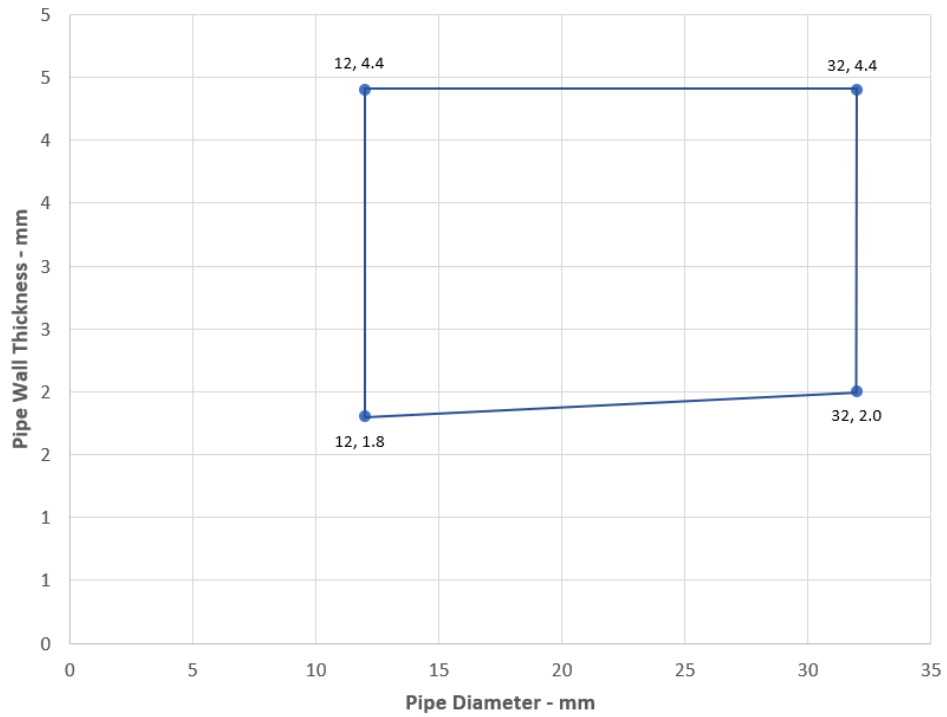
* Typical pipe diameters shown, see below graph for intermediate sizes



PE Pipes EI 120 - U/C



PP Pipes EI 120 - U/C



ANNEX B – Air Permeability – Graft FR Acrylic

Product tested	10mm deep x 30mm wide Graft FR Acrylic		
Summary of testing procedure		Result	
	Pressure (Pa)	Leakage (m ³ /h)	Leakage (m ³ /m ² /h)
Results under negative chamber pressure	25	0.00	0.00
	50	0.00	0.00
	100	0.00	0.00
	200	0.00	0.00
	300	0.02	0.56
	450	0.06	1.67
	600	0.22	6.11
Results under positive chamber pressure	25	0.00	0.00
	50	0.00	0.00
	100	0.00	0.00
	200	0.00	0.00
	300	0.00	0.00
	450	0.04	1.11
	600	0.25	6.94

