

SIMPLAY WOOD



2577 White Vintage Wood 185 x 1505mm



2574 White Ash 177.8 x 1219.2mm



2513 White Rustic Pine 177.8 x 1219.2mm



2578 Beige Vintage Wood 185 x 1505mm



2571 Natural Wild Oak 177.8 x 1219.2mm



2506 Grey Country Oak 177.8 x 1219.2mm



2575 Natural Weathered Wood 185 x 1505mm



2507 Blond Country Oak 177.8 x 1219.2mm



2503 American Oak 177.8 x 1219.2mm



2572 Honey Wild Oak 177.8 x 1219.2mm



2501 Light Cherry 177.8 x 1219.2mm



2511 Natural Ash 177.8 x 1219.2mm



2521 Medium Classic Oak 185 x 1505mm


SIMPLAY WOOD



2520 Light Classic Oak 185 x 1505mm



2576 Grey Weathered Wood 185 x 1505mm



2512 Grey Ash 177.8 x 1219.2mm



2514 Natural Rustic Pine 177.8 x 1219.2mm



2509 Light Grey Finline 177.8 x 1219.2mm



2570 Brown Wild Oak 177.8 x 1219.2mm




2510 Dark Grey Finline 177.8 x 1219.2mm



2505 Dark Country Oak 177.8 x 1219.2mm



2518 Grey Mystique Wood 185 x 1505mm



2519 Brown Mystique Wood 185 x 1505mm



2573 Black Ash 177.8 x 1219.2mm



2504 Rich Walnut 177.8 x 1219.2mm

Bevelled edges Pattern and/or colour variation


SIMPLAY CONCRETE



2567 Light Grey Concrete 600 x 600mm




2585 Cold Cracked Concrete 177.8 x 1219.2mm



2568 Warm Grey Concrete 600 x 600mm



2584 Warm Cracked Concrete 177.8 x 1219.2mm




2566 Cold Grey Concrete 600 x 600mm



2586 Light Grey Ornamental 600 x 600mm



2569 Dark Grey Concrete 600 x 600mm




2587 Dark Grey Ornamental 600 x 600mm

Decoration and shade may vary from the sample shown. For final colour selection a larger sample should be used which Polyflor can provide.

SIMPLAY STONE/EFFECT



2583 Light Marble 304.8 x 609.6mm



2582 Black Slate 304.8 x 609.6mm



2579 Light Mono 914.4 x 914.4mm




2588 Taupe Textile 177.8 x 1219.2mm



2580 Beige Mono 914.4 x 914.4mm



2589 Blue Textile 177.8 x 1219.2mm



2581 Charcoal Mono 914.4 x 914.4mm

Bevelled edges Pattern and/or colour variation

The R values shown denote a ramp test result, which is an ex-factory measure of slip resistance. For safety flooring with sustainable wet slip resistance, refer to Expona Control PUR or the Polysafe ranges.