

*EXPONA*<sup>®</sup> FLOW

DESIGN LED CONTINUOUS VINYL FLOORING

---



# A unique addition to the Expona Family

Flooring has the ability to greatly influence and bring together an interior scheme, whether it is selected to provide a subtle neutral base, allowing other fixtures and furnishing within the space to shine, or chosen to make a bold statement with strong colours, lines and textures.

Expona Flow is a unique collection of vinyl sheet designs within the Expona family, historically recognised internationally as offering the highest quality, design led luxury vinyl flooring. Incorporating 50 heavy commercial floor covering options, Expona Flow includes an assortment of floor finishes, textures and colours to suit any interior style.

Authentically replicating natural wood planks from a diverse range of tree species and wood treatments, combined with innovative abstract and fantastical materials, the variety of different colour and pattern combinations is vast.


Combining over 20 years of technical, design and development experience, the Expona Flow collection has been expertly created and exhibits high quality, passion and resilience, all traits expected from an Expona collection.



## Wood


Sympathetically portraying the natural beauty of timber planks, the Expona Flow wood collection offers a mixture of tones, grains and treatments including weathered, painted and limed effects. The subtle surface textures accentuate the many cracks and veins found in the natural wood designs, whilst giving the floor finish an authentic feel.

# Wood



9820 Blond Oak

Plank w/l: 167 x 1500mm  
w/r: 9820



9821 Honey Oak

Plank w/l: 167 x 1500mm  
w/r: 9821



9822 Toasted Oak

Plank w/l: 167 x 1500mm  
w/r: 9822

Offering a classic design and familiar colour palette, oak continues to be a strong favourite in commercial interiors. These three oak plank shades incorporate warm and inviting wood tones, whilst the gentle uniform grain blends beautifully with a variety of interior design schemes.

# Wood



Beautifully demonstrating the bold character that oak can offer an interior, these rustic plank designs suggest a strong, aged timber that give real character and a sense of history to a space. The wider plank and textured surface further accentuates this and adds weight to the traditional nature of the design.



9826 Silver Oak


Plank w/l: 200 x 1500mm  
w/r: 9826



9827 Smoked Oak

Plank w/l: 200 x 1500mm  
w/r: 9827

# Wood




9824 Aged Oak

Unlike the colour palette on the previous page, Sun Bleached and English Oak, though rustic in grain texture and cracks, are more traditional shades of this popular timber. For those interiors looking to achieve a rustic appearance without making a bold statement, these warm subtle tones are more fitting.




9825 Sun Bleached Oak

Plank w/l: 200 x 1500mm  
w/r: 9825



9824 Aged Oak

Plank w/l: 200 x 1500mm  
w/r: 9824



9823 English Oak

Plank w/l: 200 x 1500mm  
w/r: 9823

# Wood




9828 Painted Chevron

Plank w/l: 120 x 700mm  
w/r: 9828



9829 Grey Weathered Chevron

Plank w/l: 120 x 700mm  
w/r: 9829



9830 Reclaimed Chevron

Plank w/l: 120 x 700mm  
w/r: 9830

This featured range of Chevron wood effects helps to create a dramatic statement within an interior whilst retaining the beauty of natural oak planks. By adding further surface textures such as a painted or reclaimed wood effect, each design gains subtle depth and unique detailing that is suitable for both traditional and contemporary interiors.

# Wood





# Wood



9833 Classic Limed Ash



9833 Classic Limed Ash

Plank w/l: 166 x 1500mm  
w/r: 9833



9832 Warm Limed Ash

Plank w/l: 166 x 1500mm  
w/r: 9832



9831 Roasted Limed Ash

Plank w/l: 166 x 1500mm  
w/r: 9831

Simple clean lines and subtle tonal variations are just some of the characteristics that make ash planks so appealing to interior designers, all of which are beautifully captured in these three floor coverings. The use of warming beige, taupe and grey shades further emphasises the delicate structure of the grain, for an elegant effect.

# Wood



9835 Bronzed Pine

The distinctive grain pattern of pine is instantly recognisable due to its wide use in interior schemes over the years. The strong plank characteristics of the Blond, Golden and Bronzed designs featured here complement beautifully with the deep, golden tones and warm highlights within each plank.



9839 Blond Pine

Plank w/l: 166 x 1500mm  
w/r: 9839



9835 Bronzed Pine

Plank w/l: 166 x 1500mm  
w/r: 9835



9838 Golden Pine

Plank w/l: 166 x 1500mm  
w/r: 9838

# Wood



9834 White Pine

Plank w/l: 166 x 1500mm  
w/r: 9834



9836 Silvered Pine

Plank w/l: 166 x 1500mm  
w/r: 9836



9837 Charcoal Pine

Plank w/l: 166 x 1500mm  
w/r: 9837

Incorporating striking tonal variations for an eye-catching effect, the White, Silvered and Charcoal Pine designs are intended to make a statement. Differing from those on the previous spread, these monochrome floor finishes give the traditional pine design a fresh contemporary twist.

## Effects

Taking a more creative and abstract direction, the Expona Flow effects collection includes a variety of graphic patterns and industrial materials designed to excite the imagination. The mix of neutral shades and attractive brights within the **Cosmos** collection of continuous flooring provides a smooth finish with subtle pearlescent detailing, whilst the **Infinity** collection with its striking linear design and contrasting colours creates a bolder effect. For those interiors seeking a contemporary, industrial feel, the **Concrete** collection includes both polished and textured designs that can be used individually or in combination to create eye-catching installations.

# Infinity



9863 Auburn

Drawing influence from traditional textiles and woven floor coverings, each of these linear patterns is composed of harmonious beige, gold and brown shades all blended together, eliminating the use of hard lines to create a softer, more organic appearance.




9869 Honey Beige

w/r: 9869



9863 Auburn


w/r: 9863



9867 Espresso

w/r: 9867

# Infinity



9866 Raven



9864 Autumn Rain

w/r: 9864




9868 Firelight

w/r: 9868



9866 Raven

w/r: 9866



9865 Night Sky

w/r: 9865

Developed as a more graphic representation of the same linear design, the use of complimentary and contrasting shades within the flooring pattern makes a bold interior design statement, accentuated by the linear surface texture.

# Cosmos




9840 Oatmeal




9844 Luna

w/r: 9844



9840 Oatmeal

w/r: 9840




9845 Storm

w/r: 9845




9841 Moleskin

w/r: 9841



9842 Jet

w/r: 9842



9843 Taupe

w/r: 9843

The minimal effect created by these smooth, neutral floor coverings marries beautifully with both traditional and contemporary interiors. The subtle highlights created by the pearlescent fragments within the design give the floor added depth and movement that changes with the light in the room.

# Cosmos




9851 Teal




9852 Steel Blue

w/r: 9852




9854 Midnight

w/r: 9854



9851 Teal

w/r: 9851



9853 Woodland

w/r: 9853

For those interior schemes that desire a more dramatic impact from the floor covering, the bold character of Teal, Steel Blue, Midnight and Woodland are extremely effective in creating an eye-catching base, without dominating the room.




# Cosmos



9849 Flaxen

w/r: 9849



9848 Burnt Orange

w/r: 9848



9847 Plum

w/r: 9847



9846 Mulberry

w/r: 9846



9850 Meadow

w/r: 9850


Presenting a lively and daring effect that heightens the visual senses, these intense shades work well together in creating an appealing floor covering that is both fun and functional. Ideally placed in interiors designed to be engaging, inspiring and stimulating, the subtle pearlescent highlights further enhance the effect and gives the floor added depth.



# Concrete




Combining subtle tonal variations to add depth and detailing with a polished surface effect, these designs give the appearance of continuous poured concrete, ideal for interiors seeking a seamless floor finish.



9858 Light Grey Concrete

w/r: 9858



9855 Warm Concrete

w/r: 9855

# Concrete



# Concrete




In contrast to the warmer concrete designs, the cooler effect of Dark Grey and Cool Concrete continue to appear in contemporary stylised interiors, providing a fresh neutral base for fixtures and furniture. The smooth surface gives the floor a clean, high-end polished appearance.



9856 Cool Concrete

w/r: 9856



9857 Dark Grey Concrete

w/r: 9857

# Concrete




Accurately recreating the appearance of weathered concrete with the addition of fine cracks and a sandy surface decoration, these industrial concrete floors satisfy the trend for unfinished, reclaimed textures within modern interiors.



9860 Light Industrial Concrete

w/r: 9860



9859 Dark Industrial Concrete

w/r: 9859

# Concrete



Providing a creative twist to an otherwise traditional polished concrete floor, these two ornamental designs bridge the gap between neutral and decorative flooring. The irregular stencil work gives the appearance of an aged floor that has been worn down over many years.



9861 Copper Ornamental

w/r: 9861



9862 Onyx Ornamental

w/r: 9862




## Collections

Providing a snapshot of the entire Expona Flow collection of continuous floorcoverings, the following pages also feature the relevant plank sizes and page number where you can view specific product information, larger format scans and example installations.




# Wood


Gauge: 2.0mm  
Wear Layer: 0.7mm



9834 White Pine *page 21*  
Plank w/l: 166 x 1500mm w/r: 9834




9828 Painted Chevron *page 13*  
Plank w/l: 120 x 700mm w/r: 9828




9829 Grey Weathered Chevron *page 13*  
Plank w/l: 120 x 700mm w/r: 9829




9826 Silver Oak *page 9*  
Plank w/l: 200 x 1500mm w/r: 9826




9830 Reclaimed Chevron *page 13*  
Plank w/l: 120 x 700mm w/r: 9830




9821 Honey Oak *page 7*  
Plank w/l: 167 x 1500mm w/r: 9821




9822 Toasted Oak *page 7*  
Plank w/l: 167 x 1500mm w/r: 9822




9835 Bronzed Pine *page 18*  
Plank w/l: 166 x 1500mm w/r: 9835




9825 Sun Bleached Oak *page 11*  
Plank w/l: 200 x 1500mm w/r: 9825




9833 Classic Limed Ash *page 17*  
Plank w/l: 166 x 1500mm w/r: 9833




9832 Warm Limed Ash *page 17*  
Plank w/l: 166 x 1500mm w/r: 9832




9839 Blond Pine *page 19*  
Plank w/l: 166 x 1500mm w/r: 9839




9824 Aged Oak *page 10*  
Plank w/l: 200 x 1500mm w/r: 9824




9827 Smoked Oak *page 9*  
Plank w/l: 200 x 1500mm w/r: 9827




9836 Silvered Pine *page 21*  
Plank w/l: 166 x 1500mm w/r: 9836



9837 Charcoal Pine *page 21*  
Plank w/l: 166 x 1500mm w/r: 9837



9820 Blond Oak *page 7*  
Plank w/l: 167 x 1500mm w/r: 9820



9823 English Oak *page 11*  
Plank w/l: 200 x 1500mm w/r: 9823



9831 Roasted Limed Ash *page 17*  
Plank w/l: 166 x 1500mm w/r: 9831



9838 Golden Pine *page 19*  
Plank w/l: 166 x 1500mm w/r: 9838

All of the designs featured are supplied as 2 x 20m vinyl rolls.

To ensure that each of the Expona Flow wood designs is accurately replicated, the products may contain knots and markings as part of their design.

Although we endeavour to ensure the brochure represents the true colour of each product, we recommend you view an actual sample which we shall be pleased to supply, free of charge. Visit [www.polyflor.com](http://www.polyflor.com) and follow the samples link for further details.

plank w/l - plank width / length  
w/r - recommended weld rod

# Infinity

Gauge: 2.0mm  
Wear Layer: 0.7mm



9869 Honey Beige *page 25*  
w/r: 9869



9863 Auburn *page 24*  
w/r: 9863



9864 Autumn Rain *page 27*  
w/r: 9864




9868 Firelight *page 27*  
w/r: 9868



9865 Night Sky *page 27*  
w/r: 9865



9866 Raven *page 26*  
w/r: 9866



9867 Espresso *page 25*  
w/r: 9867



9864 Autumn Rain

# Cosmos

Gauge: 2.0mm  
Wear Layer: 0.7mm



9844 Luna *See page 29*  
w/r: 9844



9845 Storm *page 29*  
w/r: 9845



9842 Jet *page 29*  
w/r: 9842



9852 Steel Blue *page 31*  
w/r: 9852



9840 Oatmeal *page 29*  
w/r: 9840



9841 Moleskin *page 29*  
w/r: 9841



9843 Taupe *page 29*  
w/r: 9843




9854 Midnight *page 31*  
w/r: 9854




9849 Flaxen *page 33*  
w/r: 9849



9850 Meadow *page 33*  
w/r: 9850




9851 Teal *page 30*  
w/r: 9851




9853 Woodland *page 31*  
w/r: 9853



9848 Burnt Orange *page 33*  
w/r: 9848



9847 Plum *page 33*  
w/r: 9847



9846 Mulberry *page 33*  
w/r: 9846

All of the designs featured are supplied as 2 x 20m vinyl rolls.

Although we endeavour to ensure the brochure represents the true colour of each product, we recommend you view an actual sample which we shall be pleased to supply, free of charge. Visit [www.polyflor.com](http://www.polyflor.com) and follow the samples link for further details.


w/r - recommended weld rod

# Concrete

Gauge: 2.0mm  
Wear Layer: 0.7mm




9858 Light Grey Concrete *See page 37*  
w/r: 9858



9855 Warm Concrete *page 37*  
w/r: 9855



9856 Cool Concrete *page 41*  
w/r: 9856



9857 Dark Grey Concrete *page 41*  
w/r: 9857



9860 Light Industrial Concrete *page 43*  
w/r: 9860



9859 Dark Industrial Concrete *page 43*  
w/r: 9859



9861 Copper Ornamental *page 45*  
w/r: 9861



9862 Onyx Ornamental *page 45*  
w/r: 9862

All of the designs featured are supplied as 2 x 20m vinyl rolls.

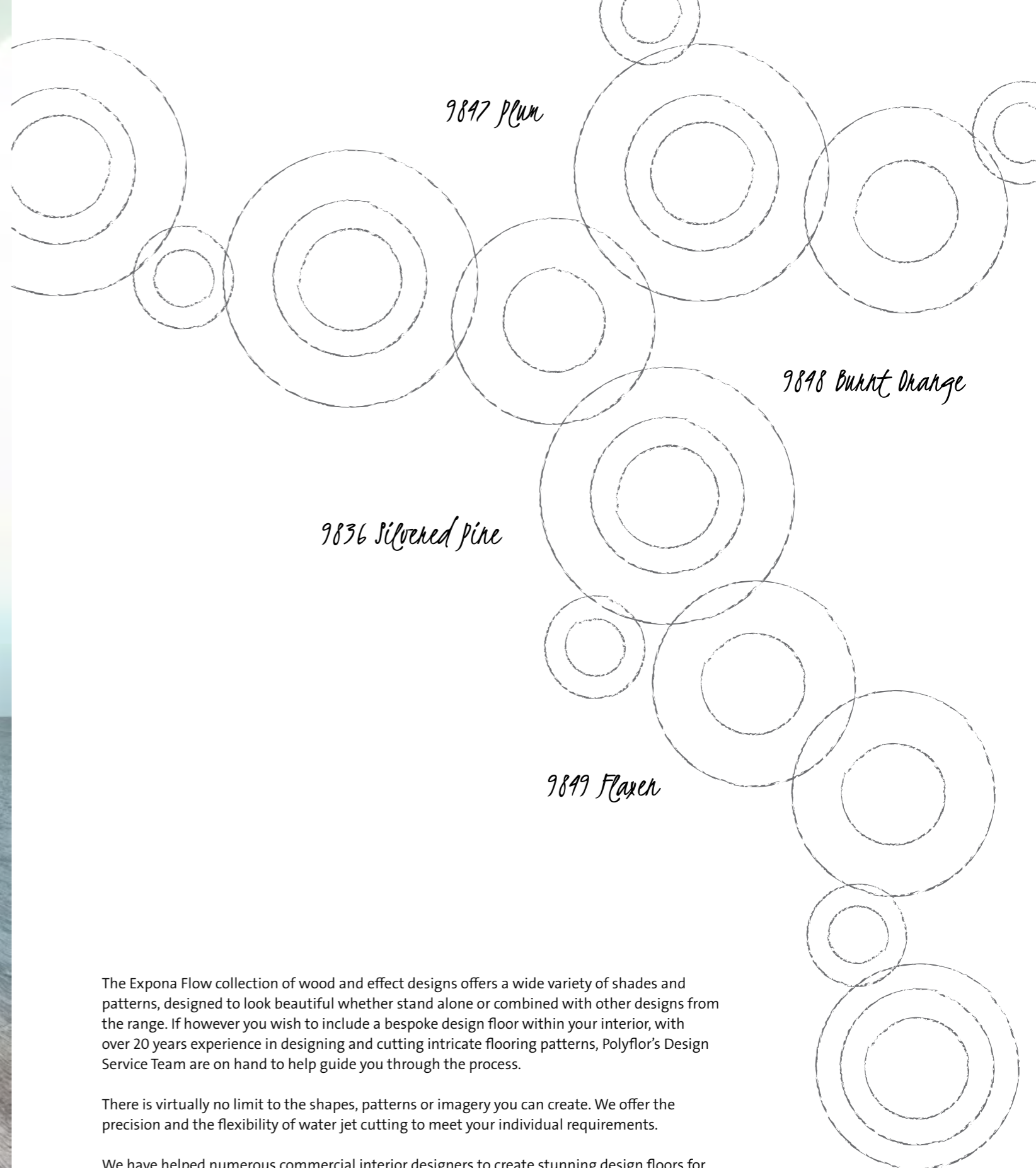
Although we endeavour to ensure the brochure represents the true colour of each product, we recommend you view an actual sample which we shall be pleased to supply, free of charge. Visit [www.polyflor.com](http://www.polyflor.com) and follow the samples link for further details.

w/r - recommended weld rod

9858 Light Grey Concrete, 9856 Cool Concrete



# Design Floors



9847 Plum

9848 Bunt Orange

9836 Silvered Pine

9849 Flaxen

The Expona Flow collection of wood and effect designs offers a wide variety of shades and patterns, designed to look beautiful whether stand alone or combined with other designs from the range. If however you wish to include a bespoke design floor within your interior, with over 20 years experience in designing and cutting intricate flooring patterns, Polyflor's Design Service Team are on hand to help guide you through the process.

There is virtually no limit to the shapes, patterns or imagery you can create. We offer the precision and the flexibility of water jet cutting to meet your individual requirements.

We have helped numerous commercial interior designers to create stunning design floors for hundreds of installations, and our designers provide support throughout the project offering visuals, colour and product advice.

# Information & Sustainability

## Environment

Polyflor have for many decades been recognised as a leading global manufacturer of high quality, high performance floor coverings. We have demonstrated a high level of commitment and endeavour to minimise the impact our products have on the environment without compromising their performance benefits.

There can be few materials better suited to recycling than vinyl flooring. Expona Flow is **100% recyclable**, and can be recycled many times without losing any of its performance properties.

All our Expona Flow flooring has the prescribed CE mark, as a European declaration of performance and is regularly tested to ensure the exceptional standards are continually met. In specific global markets Expona meets stringent technical requirements. If further information is required, contact Polyflor Customer Technical Services.

Expona Flow has achieved the **Indoor Air Comfort Gold** rating. This certificate, issued by Eurofins, is awarded to products with VOC emissions below any globally determined VOC limits.

## Maintenance

The incorporation of a **polyurethane reinforcement** into the Expona Flow collection helps to protect the floor covering by resisting soiling and scuffing. Combined with the superior closed surface finish, this enhanced protection allows the use of a polish-free maintenance regime for the lifetime of the flooring.

This leads to an overall maintenance cost saving of 48% over a 20+ year life when compared to untreated heterogeneous flooring, and fewer cleaning chemicals and reduced power requirements mean reduced environmental impact.



## Website

To view details on the Expona Flow range online, visit [www.polyflor.com](http://www.polyflor.com) and follow the links to the Expona Flow product page. Here you will find product details, additional technical data and the option to view installations.

## Samples

When making your colour selection, we recommend you view an original sample which we will be happy to supply.

To request individual product samples of any design within the Expona Flow collection, visit [www.polyflor.com](http://www.polyflor.com). Alternatively, call the dedicated **Polyflor Samples Hotline** on **+44 (0) 161 767 2551**.

## Contact Us

For general information on your specific project, either speak with your local Polyflor provider or contact us directly. If you require additional detailed technical data, either visit [www.polyflor.com](http://www.polyflor.com), following links to the technical pages or contact **Polyflor Customer Technical Services** on: **Tel: +44 (0)161 767 1912** or **Email: [tech@polyflor.com](mailto:tech@polyflor.com)**

For details of international Expona availability see the back cover of this brochure for global contacts or visit [www.polyflor.com](http://www.polyflor.com) and follow the Contact Us link.

Specifications	Standards	Expona Flow
Type of Floorcovering	EN 649 EN ISO 10582	Heterogeneous Heterogeneous
Product Enhancement		PUR
Gauge	EN 428 EN ISO 24346	2.0mm
Wear Layer	EN 429 EN ISO 24340	0.7mm
Performance Classification	EN 685 EN ISO 10874	23, 34, 43
Roll Size	EN 427 EN ISO 24341	2m x 20m = 40m <sup>2</sup>
Total Weight	EN 430 EN ISO 23997	2,700g/m <sup>2</sup>
Residual Indentation	EN 433 EN ISO 24343-1	≤ 0.1mm
Abrasion Resistance	EN 649 EN ISO 10582	Group T Type 1
Dimensional Stability	EN 434 EN ISO 23999	≤ 0.40%
Behaviour to Fire	EN 13501-1	Bfl-S1
Slip Resistance	DIN 51130  EN 13893	R10 For safety flooring with sustainable wet slip resistance, refer to the Expona Control or Polysafe ranges. DS (Dry Slip)
Light Fastness	ISO 105-B02(Method3)	≥ 6
Resistance to Chemicals	EN 423 (ASTM F 1303-99)	Excellent
Underfloor Heating Suitability		Suitable, Max 27°C
Castor Chair Suitability	EN 425 ISO 4918	Yes, type W, EN 12 529
VOC Test	Indoor Air Comfort Gold AgBB FloorScore Swedish B.P.D. (FLEC test) GBCA/NZGBC Green Star IEQ-VOC	Eurofins certified product Very low emissions Certified product Best class  Compliant
Electrical Behaviour (body voltage)	EN1815	This product does not accumulate static charges above 2kV and is classified as 'antistatic'. For specialist applications where there is requirement to dissipate the electrostatic charge, see the Polyflor ESD product range.
Hygiene	All Polyflor commercial sheet vinyl ranges provide a continuous, impervious and hygienic flooring solution which can be confidently cleaned in accordance with recommended maintenance procedures and approved maintenance products. The implementation of an effective cleaning regime is the most important defence against infection.	
Environmentally Preferable Flooring	Polyflor Expona Flow PUR achieves a BRE Global Environmental A+ Rating (Certificate No: ENP 415) in major use areas such as education and healthcare. Polyflor Expona Flow PUR is 100% recyclable. A full Environmental Report detailing Polyflor's achievements in areas such as recycling, energy reduction and waste avoidance can be found at <a href="http://www.polyflor.com/environment">www.polyflor.com/environment</a> .	

# EXPONA<sup>®</sup> FLOW

## POLYFLOR™ INTERNATIONAL

### Australia

Polyflor Australia  
Tel: +61 3 9215 4400  
Tel: 1800 777 425  
E-mail: sales@polyflor.com.au

### Canada

Polyflor Canada Inc.  
Tel: +1 905 364 3000  
E-mail: sales@polyflor.ca

### China

Polyflor Hong Kong  
Tel: +(852) 2865 0101  
E-mail: info@polyflor.com.hk

### France

James Halstead France SAS  
Tel: +33 (0) 8 20 20 32 11  
E-mail: info@jhfrance.fr

### Germany

objectflor Art und Design Belags GmbH  
Tel: +49 (0) 2236 966 330  
E-mail: info@objectflor.de

### India

Polyflor India Pvt Ltd  
Tel: +91 22 4476 4567  
E-mail: info@polyflor.co.in

### Ireland

Polyflor Ireland  
Tel: +353 (1) 864 9304  
E-mail: salesireland@polyflor.com

### New Zealand

Polyflor New Zealand  
Tel: +64 9 269 1111  
Tel: 0800 765 935  
E-mail: sales@polyflor.co.nz

### Norway

Polyflor Nordic  
Tel: +47 23 00 84 00  
E-mail: firmapost@polyflor.no

### Poland

Polflor Sp. Z o.o.  
Tel: +48 (0) 61 820 3155  
E-mail: polyflor@polflor.com.pl

### Russia

Polyflor Contract Ltd  
Tel: +7 (812) 332 42 02  
E-mail: info@polyflor.ru

### South Africa

Poly Sales Africa (Pty.) Ltd  
Tel: +27 11 609 3500  
E-mail: info@polyflor.co.za

### Sweden

FalckDesign AB  
Tel: +46 (0) 300 15820  
E-mail: info@falckdesign.com

### United Arab Emirates

Polyflor Middle East  
Tel: +971 4 349 1078  
E-mail: espm@eim.ae

[www.polyflor.com](http://www.polyflor.com)



## POLYFLOR™ HEAD OFFICE

POLYFLOR LTD. PO BOX 3 RADCLIFFE NEW ROAD WHITEFIELD MANCHESTER M45 7NR UK

UK SALES DIRECT: +44 (0)161 767 1122

UK SAMPLE REQUESTS: +44 (0)161 767 2551

EXPORT SALES DIRECT: +44 (0)161 767 1913

UK FAX: +44 (0)161 767 1128

EXPORT FAX: +44 (0)161 767 1166

TECHNICAL SUPPORT: +44 (0)161 767 1912

RECEPTION: +44 (0)161 767 1111

E-MAIL: INFO@POLYFLOR.COM

WEBSITE: WWW.POLYFLOR.COM