



A SIKA BRAND

# Casco<sup>®</sup> Fire Acrylic

## YTELSESERKLÆRING

Nr. 17357322

<b>1</b>	<b>PRODUKTYPENS ENTYDIGE IDENTIFIKASJONSKODE:</b>	17357322
<b>2</b>	<b>TILSIKTET BRUKSOMRÅDE:</b>	ETA 19/0854/ EAD 350141-00-1106:2017 Fire stopping and fire sealing products, linear joint and gap seals
<b>3</b>	<b>FABRIKANT:</b>	Sika Services AG Tüffenwies 16-22 8064 Zürich
<b>4</b>	<b>OPPNEVNT REPRESENTANT:</b>	
<b>5</b>	<b>SYSTEM FOR VURDERING OG KONTROLL AV YTEEVNE:</b>	System 1
<b>6b</b>	<b>EUROPEISK BEDØMMELSESDOKUMENT:</b>	EAD 350141-00-1106 Edition 2017 Fire stopping and fire sealing products, linear joint and gap seals
	Europeisk Teknisk Bedømmelse:	ETA 19/0854 of 2019/12/20
	Teknisk bedømmelsesorgan:	Warrington Fire Testing and Certification Limited
	Teknisk kontrollorgan (hEN) / vurderingsorgan (ETA):	1121, 2812

## 7 ANGITT YTELSE

The assessment of fitness for use has been made in accordance with EAD 350141-00-1106

Product Type: Sealant		Intended use: Linear Joint Seal
Basic requirement for construction work	Basic Requirement	Performance
<b>BWR 1 Mechanical resistance and stability</b>		
	None	Not relevant
<b>BWR 2 Safety in case of fire</b>		
EN 13501-1	Reaction to fire	No performance determined
EN 13501-2	Resistance to fire	Annex A
<b>BWR 3 Hygiene, Health and the Environment</b>		
EN 1026:2000	Air permeability	See section 3.3
EAD 350141-00-1106	Water permeability	No performance determined
Declaration by manufacturer	Release of dangerous substances	Use category IA3, S/W3 Declaration of manufacturer
<b>BWR 4 Safety in use</b>		
EOTA TR 001:2003	Mechanical resistance and stability	No performance determined
EOTA TR 001:2003	Resistance to impact/movement	No performance determined
EOTA TR 001:2003	Adhesion	No performance determined
<b>BWR 5 Protection against noise</b>		
EN 10140-2/ EN ISO 717-1	Airborne sound insulation	BS EN 10142-2: Rw (C;Ctr)= 38(-2;-7)
<b>BWR 6 Energy, Economy and Heat Retention</b>		
EN 12664, EN 12667 or EN 12939	Thermal properties	No performance determined
EN ISO 12572 EN12086	Water vapour permeability	No performance determined
<b>General aspects relating to fitness for use</b>		
EOTA TR 024:2009	Durability and serviceability	Z <sub>1</sub>
<b>BWR 7 Sustainable use of natural resources</b>		
		No performance determined

### Ytelseserklæring

17357322  
2020.04 , ver. 1

### FOR NÆRMERE INFORMASJON:

Sika Norge AS  
Sanitetsveien 1,  
NO-2013 SKJETTEN, Norge

tlf. +47 67 06 79 00  
[www.sika.no](http://www.sika.no)



### 3.3 Air permeability

System Casco Fire Acrylic has been tested in accordance with BS EN 1314-1 to provide the following results:

Product tested			Casco Fire Acrylic	
	Results under positive chamber pressure		Results under negative chamber pressure	
Pressure (Pa)	Leakage (m <sup>3</sup> /h)	Leakage (m <sup>3</sup> /m <sup>3</sup> /h)	Leakage (m <sup>3</sup> /h)	Leakage (m <sup>3</sup> /m <sup>3</sup> /h)
50	0,0	0,0	0,0	0,0
100	0,0	0,0	0,0	0,0
150	0,0	0,0	0,1	2,8
200	0,0	0,0	0,1	2,8
250	0,0	0,0	0,1	2,8
300	0,0	0,0	0,0	0,0
450	0,1	2,8	0,1	2,8
600	0,1	2,8	0,1	2,8

#### Ytelseserklæring

17357322  
2020.04 , ver. 1

#### FOR NÆRMERE INFORMASJON:

Sika Norge AS  
Sanitetsveien 1,  
NO-2013 SKJETTEN, Norge

tlf. +47 67 06 79 00  
[www.sika.no](http://www.sika.no)



**Annex A**  
**Resistance to Fire Classification of Casco Fire Acrylic**

**Orientation**

The field of application regarding the orientation of the linear joint is given in Table 1.

**Table 1**

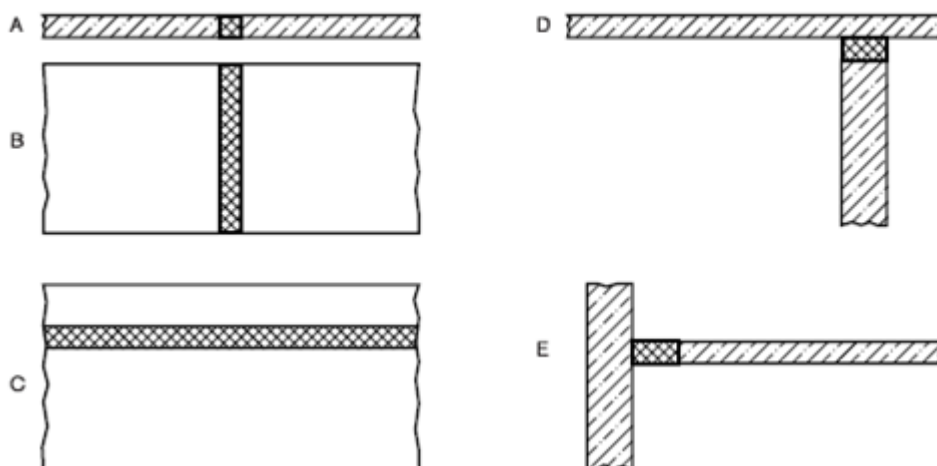
Tested orientation	Application
A	A, D, E <sup>a</sup>
B	B
C	C, D <sup>b</sup>

<sup>a</sup> Orientation E will only be covered by test orientation A if shear movement was chosen and one face of the joint was fixed and the other was moved.




<sup>b</sup> Orientation D will only be covered by test orientation C if shear movement was chosen and one face of the joint was fixed and the other face was moved.

**Key**

- A** linear joint in a horizontal test construction
- B** vertical linear joint in a vertical test construction
- C** horizontal linear joint in a vertical test construction
- D** horizontal wall joint abutting a floor, ceiling or roof
- E** horizontal floor joint abutting a wall



**Key**

-  joint seal
-  wall – front view
-  wall or floor – section

- A** linear joint in a horizontal test construction
- B** vertical linear joint in a vertical test construction
- C** horizontal linear joint in a vertical test construction
- D** horizontal wall joint abutting a floor, ceiling or roof
- E** horizontal floor joint abutting a wall

**Ytelseserklæring**

17357322  
2020.04 , ver. 1

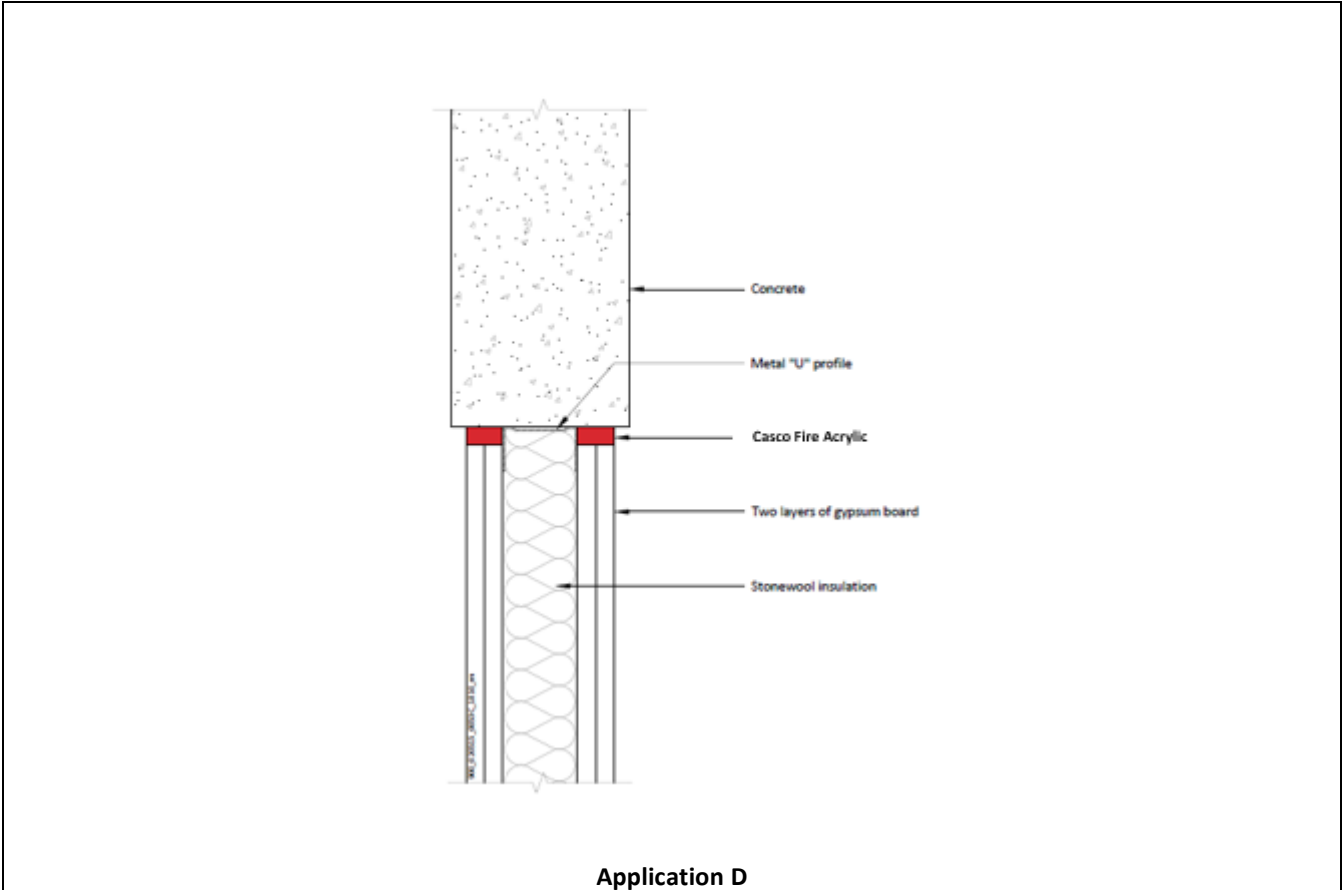
**FOR NÆRMERE INFORMASJON:**

Sika Norge AS  
Sanitetsveien 1,  
NO-2013 SKJETTEN, Norge

tlf. +47 67 06 79 00  
[www.sika.no](http://www.sika.no)



A1.1 Casco Fire Acrylic. Min 120 mm Thick – Sealing of Drywall Head Track-Sealant Flush To Both Faces Of The Wall



**Application D**

Substrate	Depth (mm)	Classification
Gypsum board/Steel head track	25mm. (Both Sides)	EI120-T - X - F - W 00 to 20
		EI120-V - X - F - W 00 to 20

**Ytelseserklæring**

17357322  
2020.04 , ver. 1

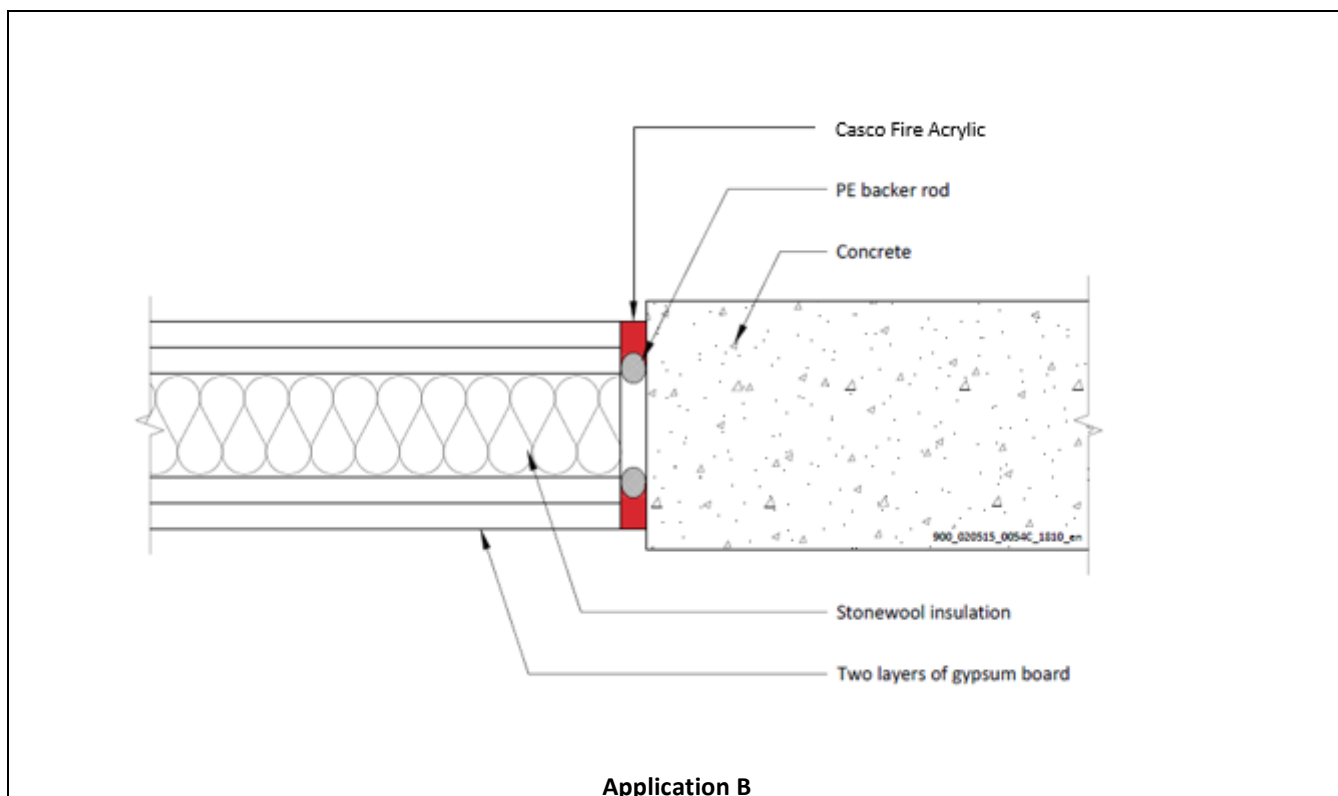
**FOR NÆRMERE INFORMASJON:**

Sika Norge AS  
Sanitetsveien 1,  
NO-2013 SKJETTEN, Norge

tlf. +47 67 06 79 00  
[www.sika.no](http://www.sika.no)



A1.2 Casco Fire Acrylic. Min 120 mm Thick Flexible or Rigid Wall.



Substrate	Depth (mm)	Backing Material	Classification
Flexible Wall to Rigid Wall	12.5mm. (Both Sides)	PE backing Rod	<b>EI120-V - X - F - W 00 to 20</b>

**Ytelseserklæring**

17357322  
2020.04 , ver. 1

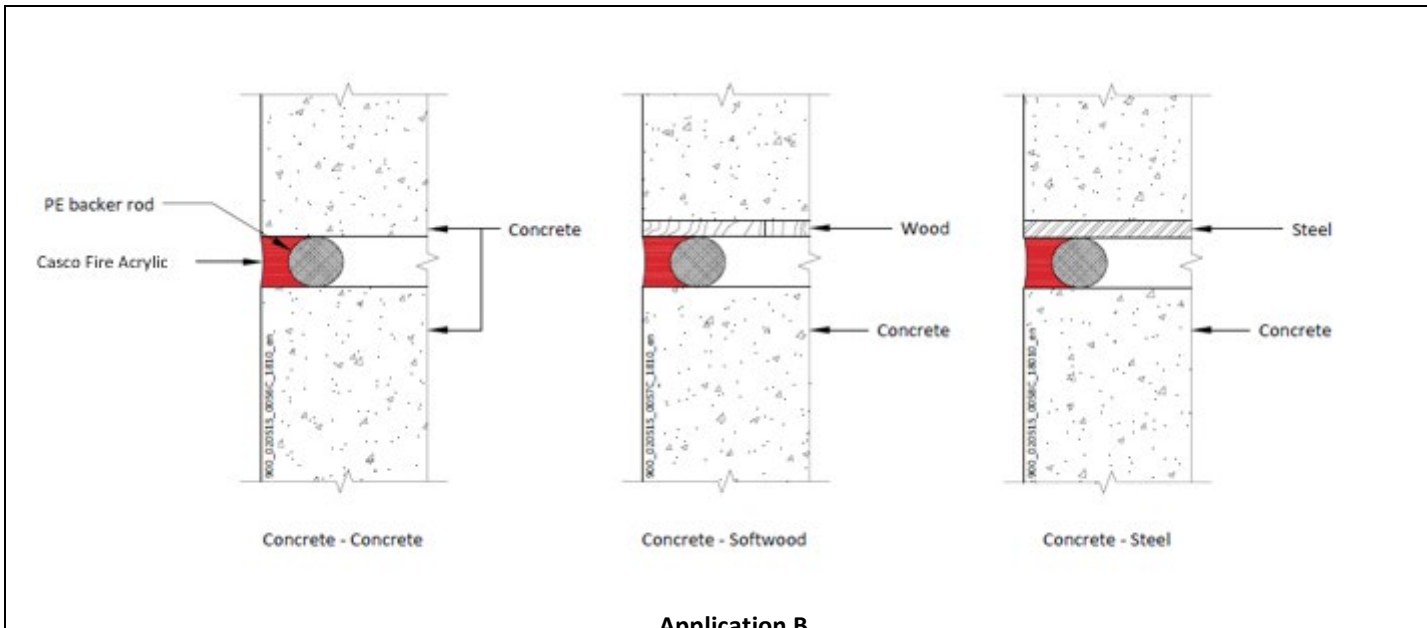
**FOR NÆRMERE INFORMASJON:**

Sika Norge AS  
Sanitetsveien 1,  
NO-2013 SKJETTEN, Norge

tlf. +47 67 06 79 00  
[www.sika.no](http://www.sika.no)



A1.3 Casco Fire Acrylic. Min 100 mm Thick Rigid Wall.



Application B

Substrate	Depth (mm)	Backing Material	Classification
Concrete-Concrete	10 (Single Side)	PE backing Rod	E120 EI45-V - X - F - W 00 to 20
Concrete-Concrete	25 (Single Side)		E120 EI60-V - X - F - W 00 to 50
Concrete-Steel	10 (Single Side)		E120 EI20-V - X - F - W 00 to 20
Concrete-Steel	50 (Single Side)		E45 EI30-V - X - F - W 00 to 50
Concrete-Softwood	10 (Single Side)		E30 EI20-V - X - F - W 00 to 20
Concrete-Softwood	50 (Single Side)		EI45-V - X - F - W 00 to 50

Ytelseserklæring

17357322  
2020.04 , ver. 1

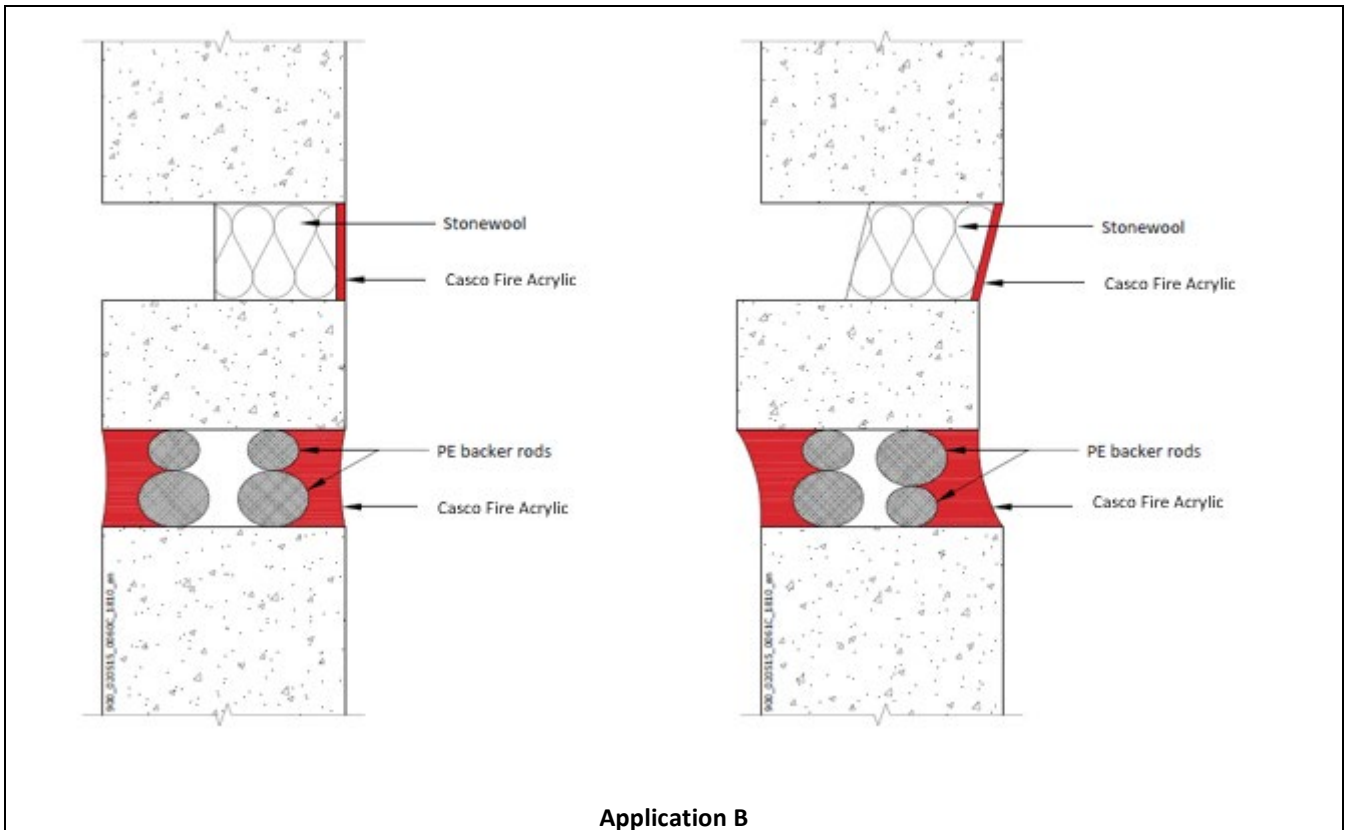
FOR NÆRMERE INFORMASJON:

Sika Norge AS  
Sanitetsveien 1,  
NO-2013 SKJETTEN, Norge

tlf. +47 67 06 79 00  
[www.sika.no](http://www.sika.no)



A1.4 Casco Fire Acrylic. Min 150 mm Thick Rigid Wall.



Application B

Substrate	Depth (mm)	Backing Material	Classification
Concrete-Concrete	20 (Double Side)	PE backing rod	E240 EI120-V - 25 - F - W 00 to 60
Concrete-Concrete	5 (Non fireside Side)	Stonewool 75mm deep, 60kg/m <sup>3</sup>	E240 EI120-V - 25 - F - W 00 to 60

Ytelseserklæring

17357322  
2020.04 , ver. 1

FOR NÆRMERE INFORMASJON:

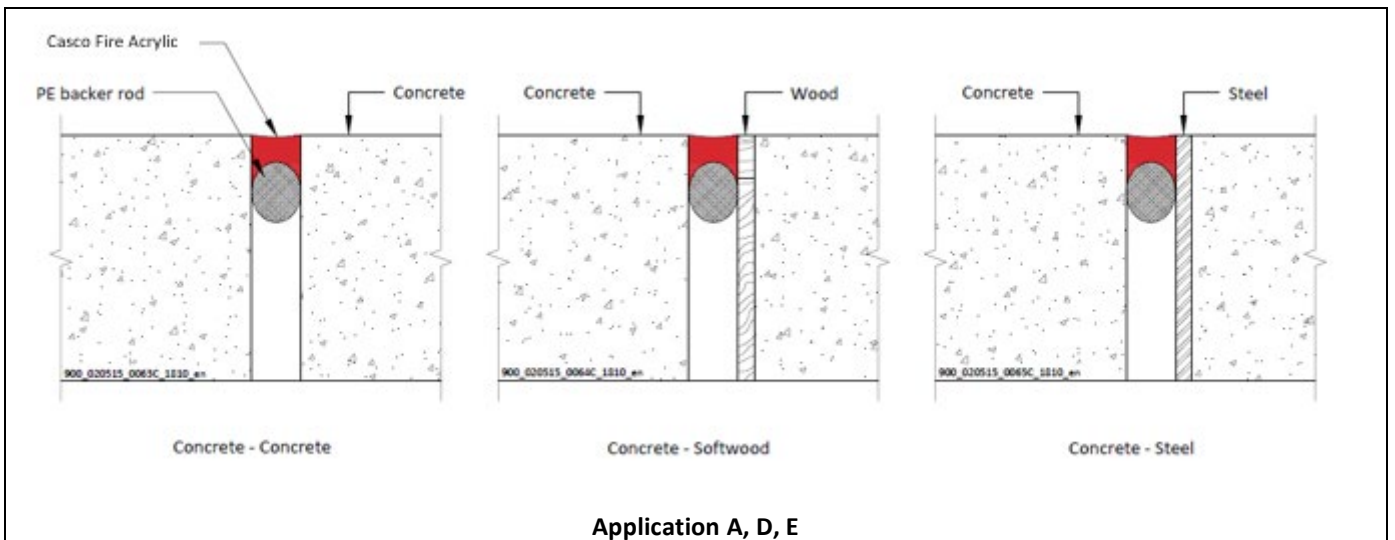
Sika Norge AS  
Sanitetsveien 1,  
NO-2013 SKJETTEN, Norge

tlf. +47 67 06 79 00  
[www.sika.no](http://www.sika.no)





A1.5 Casco Fire Acrylic. Min 150 mm Thick Rigid Floor.



Application A, D, E

Substrate	Depth (mm)	Backing Material	Classification
Concrete-Concrete	10 (Single Side)	PE backing Rod	E240 EI45-H - X - F - W 00 to 20
Concrete-Concrete	25 (Single Side)		E240 EI90-H - X - F - W 00 to 50
Concrete-Steel	10 (Single Side)		E120 EI20-H - X - F - W 00 to 20
Concrete-Steel	50 (Single Side)		E240 EI90-H - X - F - W 00 to 50
Concrete-Softwood	10 (Single Side)		EI30-H - X - F - W 00 to 20
Concrete-Softwood	50 (Single Side)		EI45-H - X - F - W 00 to 50

Ytelseserklæring

17357322  
2020.04 , ver. 1

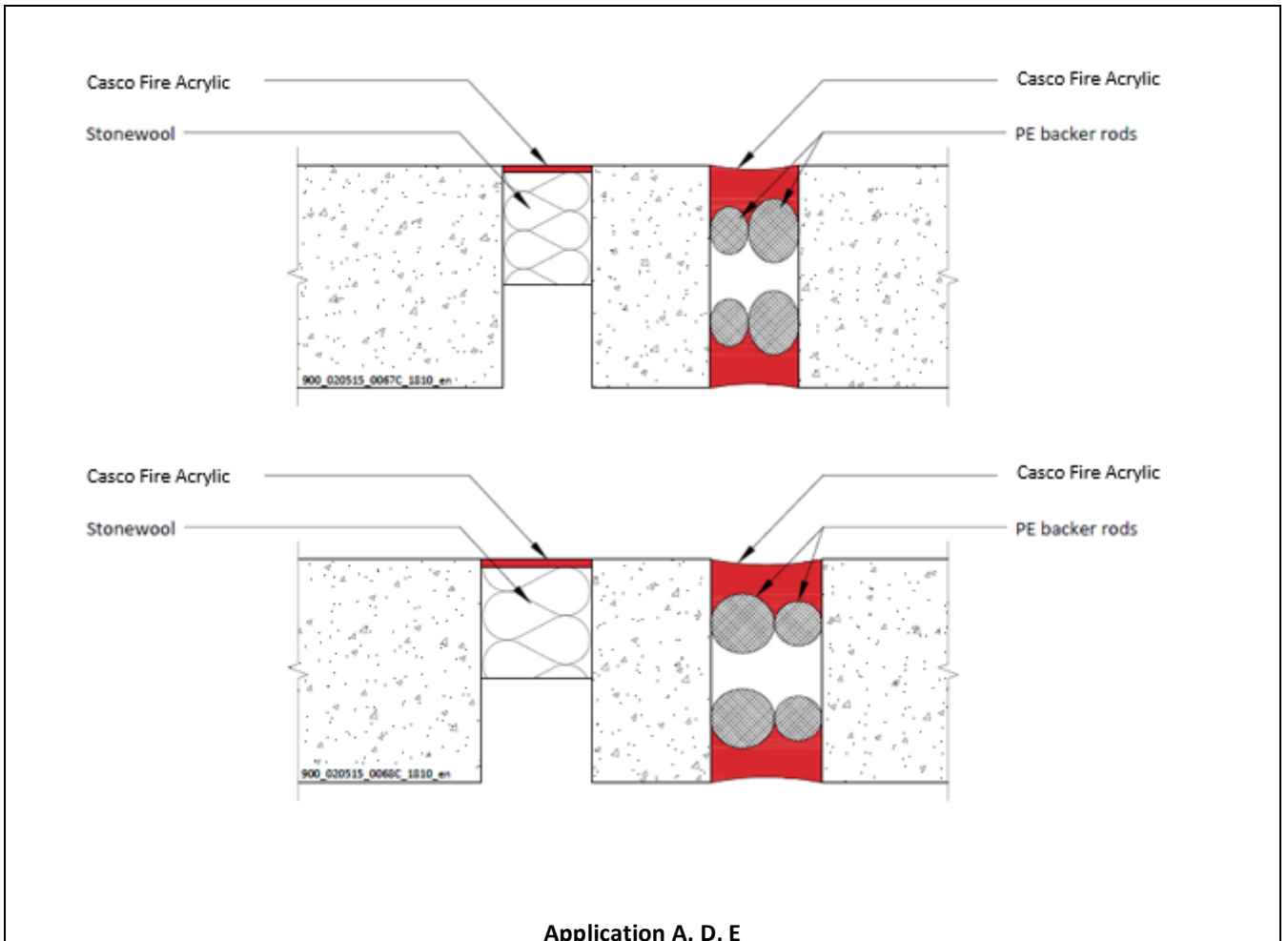
FOR NÆRMERE INFORMASJON:

Sika Norge AS  
Sanitetsveien 1,  
NO-2013 SKJETTEN, Norge

tlf. +47 67 06 79 00  
[www.sika.no](http://www.sika.no)



A1.6 Casco Fire Acrylic. Min 150 mm Thick Rigid Floor



Application A, D, E

Substrate	Depth (mm)	Backing Material	Classification
Concrete-Concrete	20 (Double Side)	Stonewool 75mm deep, 60kg/m <sup>3</sup>	<b>E240 EI120-H - 25 - F - W 00 to 60</b>
Concrete-Concrete	5 (Non fireside Side)	PE Backing rod	<b>E240 EI120-H - 25 - F - W 00 to 60</b>

Ytelseserklæring

17357322  
2020.04 , ver. 1

**FOR NÆRMERE INFORMASJON:**

Sika Norge AS  
Sanitetsveien 1,  
NO-2013 SKJETTEN, Norge

tlf. +47 67 06 79 00  
[www.sika.no](http://www.sika.no)



## 8 RELEVANT TEKNISK DOKUMENTASJON OG/ELLER SPESIFIKK TEKNISK DOKUMENTASJON

Ytelsen for varen som angitt i pkt. 1 og 2, er i samsvar med ytelsen angitt i pkt. 7. Denne ytelseserklæringen er utstedt i samsvar med forskrift (EU) nr. 305/2011 på eget ansvar av produsenten, som angitt i pkt. 3.

Undertegnet for og på vegne av produsenten av:

Navn: Sebastien Godard  
Funksjon: General Manager  
Spånga, 07 Mai 2020

Navn : Marie Rönn  
Funksjon: Product Manager  
Spånga, 07 Mai 2020

.....

.....

Ovenstående informasjon i samsvar med krav i EU-forordning nr. 305/2011

## RELATERT YTELSESERKLÆRING

Produktnavn	Harmonisert Teknisk Spesifikasjon	DoP nummer
Casco® Fire Acrylic	EN 15651-1:2012	87591153
Casco® Fire Acrylic	EAD 350454-00-1104:2017	81661176

### Ytelseserklæring

17357322  
2020.04 , ver. 1


### FOR NÆRMERE INFORMASJON:

Sika Norge AS  
Sanitetsveien 1,  
NO-2013 SKJETTEN, Norge

tlf. +47 67 06 79 00  
[www.sika.no](http://www.sika.no)



## FULL CE- MARKING

 19
Sika Services AG, Zurich, Switzerland
17357322
EAD 350141-00-1106:2017
1121, 2812
Fire stopping and fire sealing products, linear joint and gap seals

### Ytelseserklæring

17357322  
2020.04 , ver. 1

### FOR NÆRMERE INFORMASJON:

Sika Norge AS  
Sanitetsveien 1,  
NO-2013 SKJETTEN, Norge

tlf. +47 67 06 79 00  
[www.sika.no](http://www.sika.no)



The assessment of fitness for use has been made in accordance with EAD 350141-00-1106

Product Type: Sealant		Intended use: Linear Joint Seal
Basic requirement for construction work	Basic Requirement	Performance
<b>BWR 1 Mechanical resistance and stability</b>		
	None	Not relevant
<b>BWR 2 Safety in case of fire</b>		
EN 13501-1	Reaction to fire	No performance determined
EN 13501-2	Resistance to fire	Annex A
<b>BWR 3 Hygiene, Health and the Environment</b>		
EN 1026:2000	Air permeability	See section 3.3
EAD 350141-00-1106	Water permeability	No performance determined
Declaration by manufacturer	Release of dangerous substances	Use category IA3, S/W3 Declaration of manufacturer
<b>BWR 4 Safety in use</b>		
EOTA TR 001:2003	Mechanical resistance and stability	No performance determined
EOTA TR 001:2003	Resistance to impact/movement	No performance determined
EOTA TR 001:2003	Adhesion	No performance determined
<b>BWR 5 Protection against noise</b>		
EN 10140-2/ EN ISO 717-1	Airborne sound insulation	BS EN 10142-2: Rw (C;Ctr)= 38(-2;-7)
<b>BWR 6 Energy, Economy and Heat Retention</b>		
EN 12664, EN 12667 or EN 12939	Thermal properties	No performance determined
EN ISO 12572 EN12086	Water vapour permeability	No performance determined
<b>General aspects relating to fitness for use</b>		
EOTA TR 024:2009	Durability and serviceability	Z <sub>1</sub>
<b>BWR 7 Sustainable use of natural resources</b>		
		No performance determined

#### Ytelseserklæring

17357322  
2020.04 , ver. 1

#### FOR NÆRMERE INFORMASJON:

Sika Norge AS  
Sanitetsveien 1,  
NO-2013 SKJETTEN, Norge

tlf. +47 67 06 79 00  
[www.sika.no](http://www.sika.no)



### 3.3 Air permeability

System Casco Fire Acrylic has been tested in accordance with BS EN 1314-1 to provide the following results:

Product tested			Casco Fire Acrylic	
Pressure (Pa)	Results under positive chamber pressure		Results under negative chamber pressure	
	Leakage (m <sup>3</sup> /h)	Leakage (m <sup>3</sup> /m <sup>3</sup> /h)	Leakage (m <sup>3</sup> /h)	Leakage (m <sup>3</sup> /m <sup>3</sup> /h)
50	0,0	0,0	0,0	0,0
100	0,0	0,0	0,0	0,0
150	0,0	0,0	0,1	2,8
200	0,0	0,0	0,1	2,8
250	0,0	0,0	0,1	2,8
300	0,0	0,0	0,0	0,0
450	0,1	2,8	0,1	2,8
600	0,1	2,8	0,1	2,8

#### Ytelseserklæring

17357322  
2020.04 , ver. 1

#### FOR NÆRMERE INFORMASJON:

Sika Norge AS  
Sanitetsveien 1,  
NO-2013 SKJETTEN, Norge

tlf. +47 67 06 79 00  
[www.sika.no](http://www.sika.no)



**Annex A**  
**Resistance to Fire Classification of Casco Fire Acrylic**

**Orientation**

The field of application regarding the orientation of the linear joint is given in Table 1.

**Table 1**

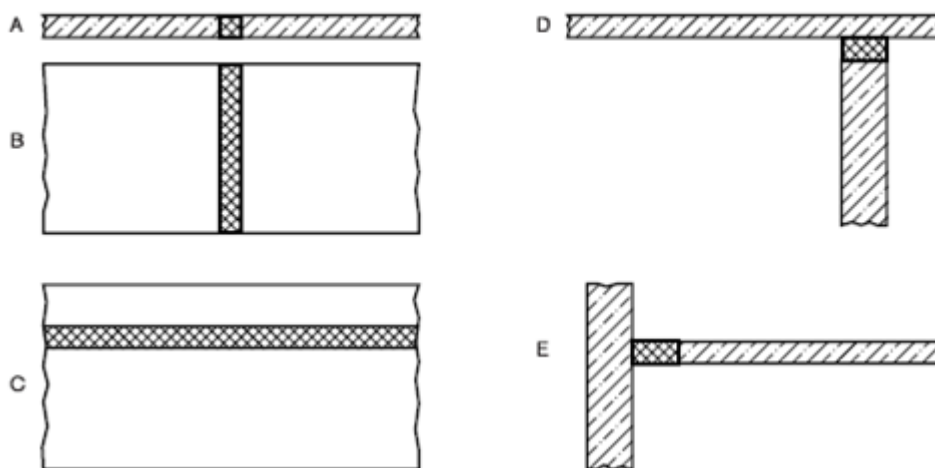
Tested orientation	Application
A	A, D, E <sup>a</sup>
B	B
C	C, D <sup>b</sup>

<sup>a</sup> Orientation E will only be covered by test orientation A if shear movement was chosen and one face of the joint was fixed and the other was moved.




<sup>b</sup> Orientation D will only be covered by test orientation C if shear movement was chosen and one face of the joint was fixed and the other face was moved.

**Key**

- A** linear joint in a horizontal test construction
- B** vertical linear joint in a vertical test construction
- C** horizontal linear joint in a vertical test construction
- D** horizontal wall joint abutting a floor, ceiling or roof
- E** horizontal floor joint abutting a wall



**Key**

-  joint seal
-  wall – front view
-  wall or floor – section

- A** linear joint in a horizontal test construction
- B** vertical linear joint in a vertical test construction
- C** horizontal linear joint in a vertical test construction
- D** horizontal wall joint abutting a floor, ceiling or roof
- E** horizontal floor joint abutting a wall

**Ytelseserklæring**

17357322  
 2020.04 , ver. 1

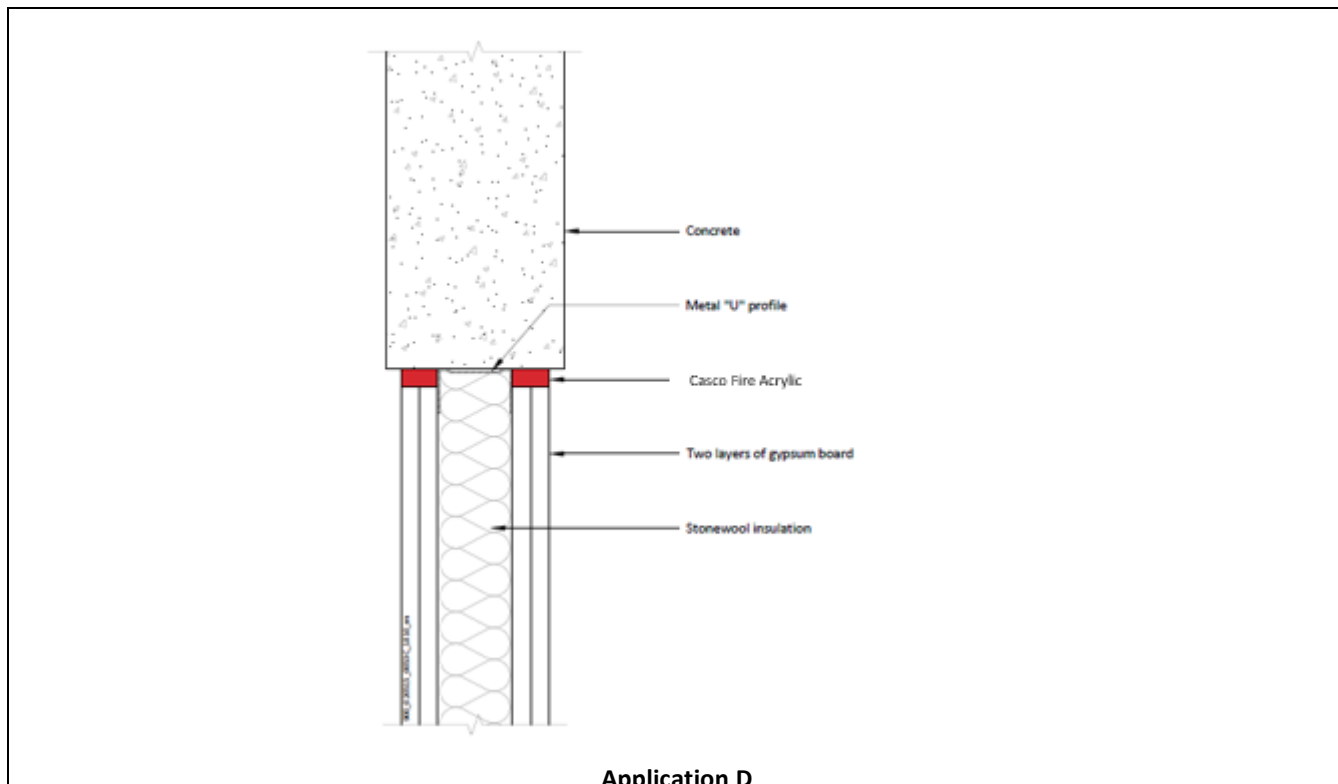
**FOR NÆRMERE INFORMASJON:**

Sika Norge AS  
 Sanitetsveien 1,  
 NO-2013 SKJETTEN, Norge

tlf. +47 67 06 79 00  
[www.sika.no](http://www.sika.no)



A1.1 Casco Fire Acrylic. Min 120 mm Thick – Sealing of Drywall Head Track-Sealant Flush To Both Faces Of The Wall



**Application D**

Substrate	Depth (mm)	Classification
Gypsum board/Steel head track	25mm. (Both Sides)	<b>EI120-T – X – F – W 00 to 20</b>
		<b>EI120-V – X – F – W 00 to 20</b>

**Ytelseserklæring**

17357322  
2020.04 , ver. 1

**FOR NÆRMERE INFORMASJON:**

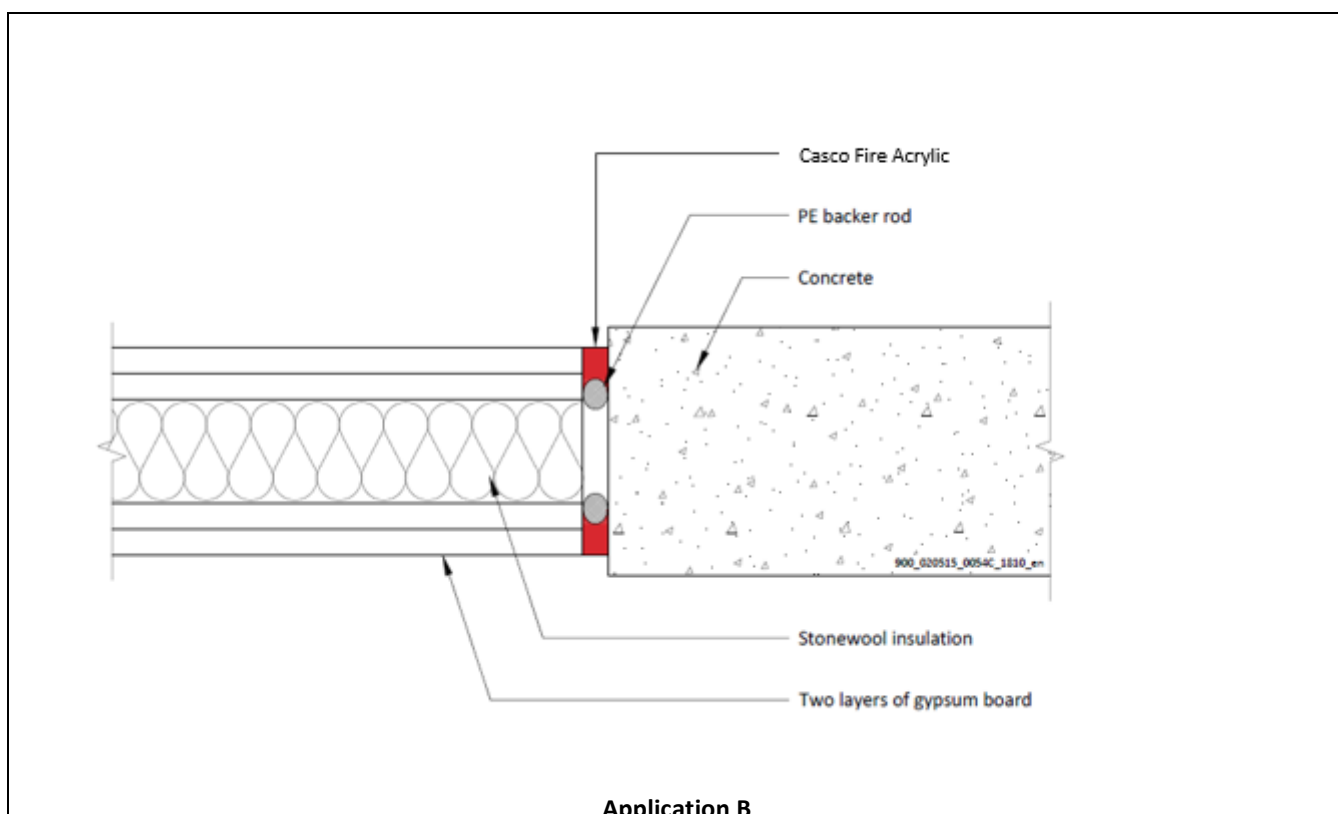
Sika Norge AS  
Sanitetsveien 1,  
NO-2013 SKJETTEN, Norge

tlf. +47 67 06 79 00  
[www.sika.no](http://www.sika.no)





A1.2 Casco Fire Acrylic. Min 120 mm Thick Flexible or Rigid Wall.



**Application B**

Substrate	Depth (mm)	Backing Material	Classification
Flexible Wall to Rigid Wall	12.5mm. (Both Sides)	PE backing Rod	<b>E1120-V - X - F - W 00 to 20</b>

**Ytelseserklæring**

17357322  
2020.04 , ver. 1

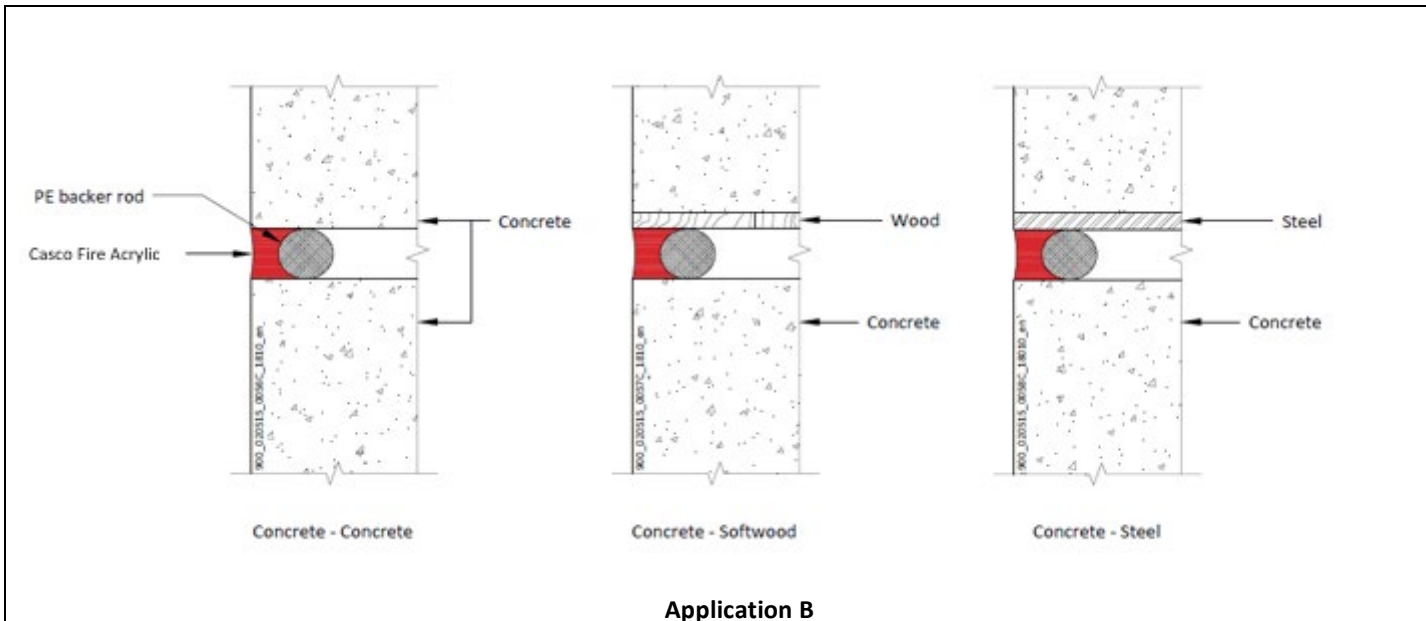
**FOR NÆRMERE INFORMASJON:**

Sika Norge AS  
Sanitetsveien 1,  
NO-2013 SKJETTEN, Norge

tlf. +47 67 06 79 00  
[www.sika.no](http://www.sika.no)



A1.3 Casco Fire Acrylic. Min 100 mm Thick Rigid Wall.



Application B

Substrate	Depth (mm)	Backing Material	Classification
Concrete-Concrete	10 (Single Side)	PE backing Rod	<b>E120 EI45-V - X - F - W 00 to 20</b>
Concrete-Concrete	25 (Single Side)		<b>E120 EI60-V - X - F - W 00 to 50</b>
Concrete-Steel	10 (Single Side)		<b>E120 EI20-V - X - F - W 00 to 20</b>
Concrete-Steel	50 (Single Side)		<b>E45 EI30-V - X - F - W 00 to 50</b>
Concrete-Softwood	10 (Single Side)		<b>E30 EI20-V - X - F - W 00 to 20</b>
Concrete-Softwood	50 (Single Side)		<b>EI45-V - X - F - W 00 to 50</b>

Ytelseserklæring

17357322  
2020.04 , ver. 1

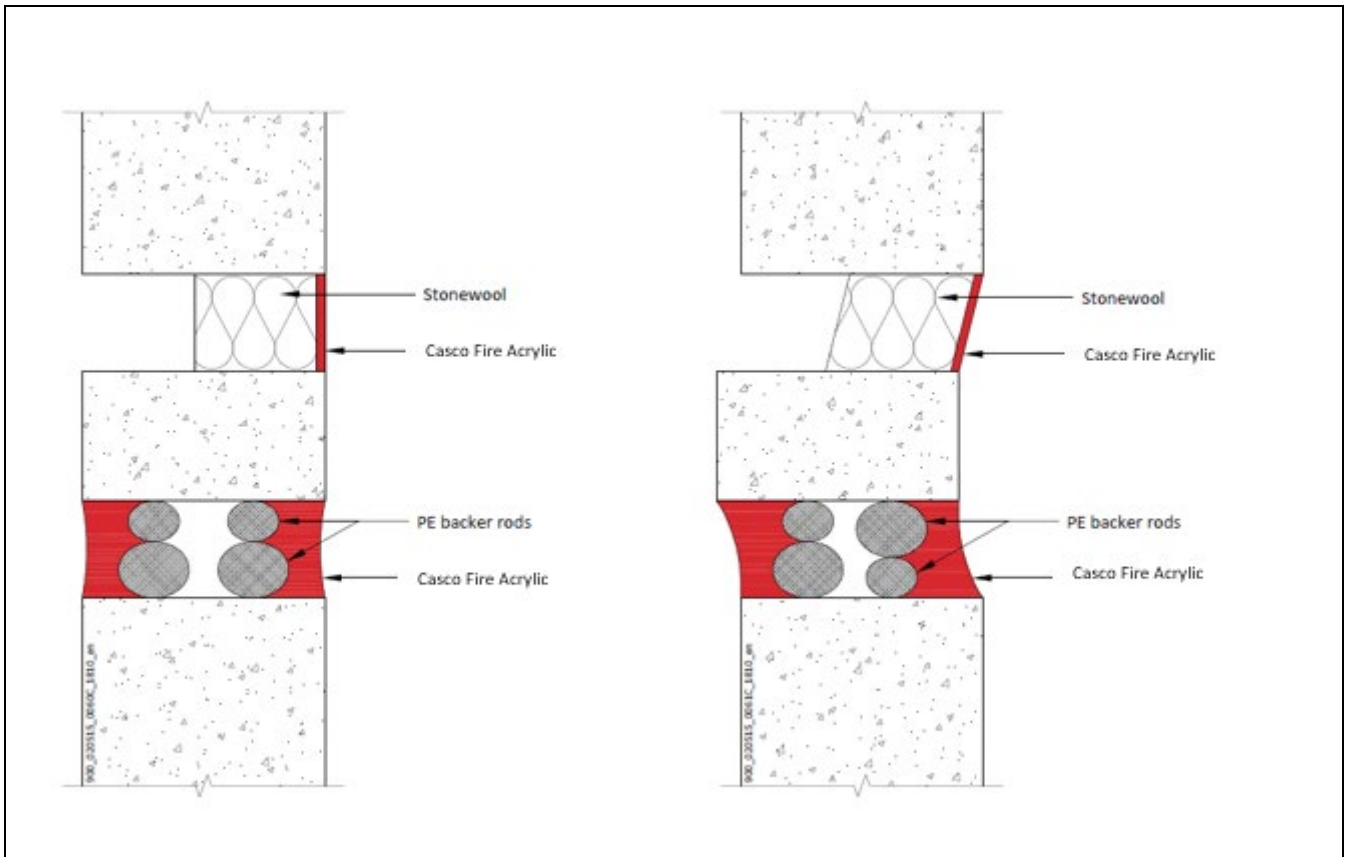
FOR NÆRMERE INFORMASJON:

Sika Norge AS  
Sanitetsveien 1,  
NO-2013 SKJETTEN, Norge

tlf. +47 67 06 79 00  
[www.sika.no](http://www.sika.no)



A1.4 Casco Fire Acrylic. Min 150 mm Thick Rigid Wall.



Application B

Substrate	Depth (mm)	Backing Material	Classification
Concrete-Concrete	20 (Double Side)	PE backing rod	<b>E240 EI120-V – 25 – F – W 00 to 60</b>
Concrete-Concrete	5 (Non fireside Side)	Stonewool 75mm deep, 60kg/m <sup>3</sup>	<b>E240 EI120-V – 25 – F – W 00 to 60</b>

Ytelseserklæring

17357322  
2020.04 , ver. 1

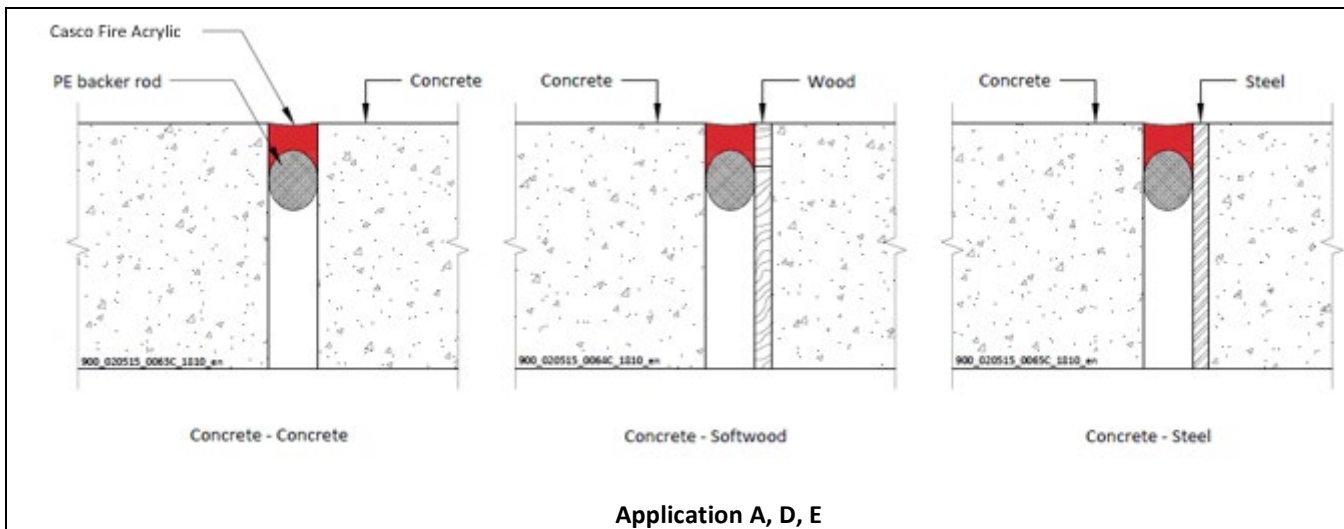
**FOR NÆRMERE INFORMASJON:**

Sika Norge AS  
Sanitetsveien 1,  
NO-2013 SKJETTEN, Norge

tlf. +47 67 06 79 00  
[www.sika.no](http://www.sika.no)



A1.5 Casco Fire Acrylic. Min 150 mm Thick Rigid Floor.



Application A, D, E

Substrate	Depth (mm)	Backing Material	Classification
Concrete-Concrete	10 (Single Side)	PE backing Rod	E240 EI45-H - X - F - W 00 to 20
Concrete-Concrete	25 (Single Side)		E240 EI90-H - X - F - W 00 to 50
Concrete-Steel	10 (Single Side)		E120 EI20-H - X - F - W 00 to 20
Concrete-Steel	50 (Single Side)		E240 EI90-H - X - F - W 00 to 50
Concrete-Softwood	10 (Single Side)		EI30-H - X - F - W 00 to 20
Concrete-Softwood	50 (Single Side)		EI45-H - X - F - W 00 to 50

Ytelseserklæring

17357322  
2020.04 , ver. 1

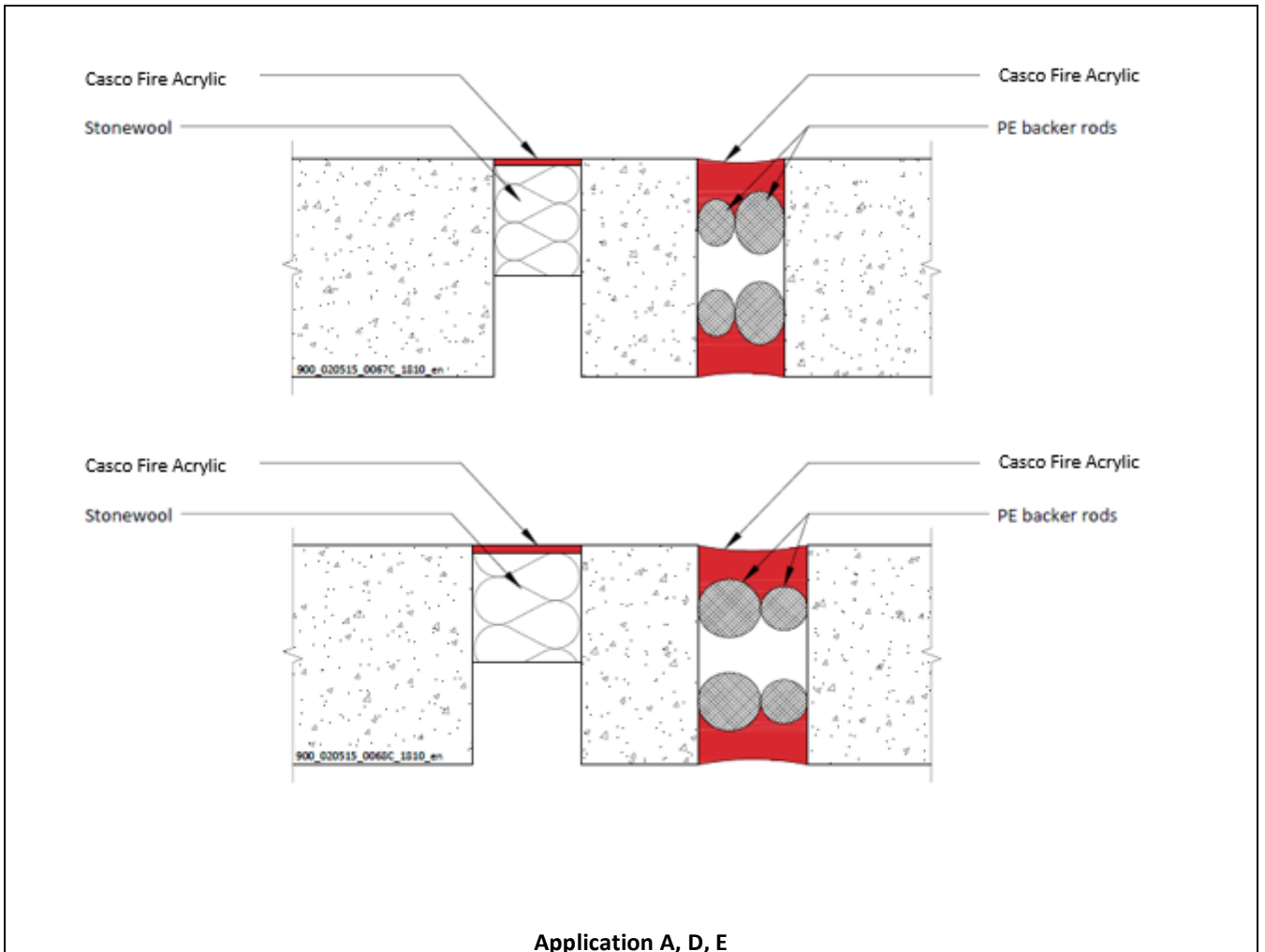
FOR NÆRMERE INFORMASJON:

Sika Norge AS  
Sanitetsveien 1,  
NO-2013 SKJETTEN, Norge

tlf. +47 67 06 79 00  
[www.sika.no](http://www.sika.no)



A1.6 Casco Fire Acrylic. Min 150 mm Thick Rigid Floor



Application A, D, E

Substrate	Depth (mm)	Backing Material	Classification
Concrete-Concrete	20 (Double Side)	Stonewool 75mm deep, 60kg/m <sup>3</sup>	<b>E240 EI120-H - 25 - F - W 00 to 60</b>
Concrete-Concrete	5 (Non fireside Side)	PE Backing rod	<b>E240 EI120-H - 25 - F - W 00 to 60</b>

[dop.sika.com](http://dop.sika.com)

Ytelseserklæring

17357322  
2020.04 , ver. 1

**FOR NÆRMERE INFORMASJON:**

Sika Norge AS  
Sanitetsveien 1,  
NO-2013 SKJETTEN, Norge

tlf. +47 67 06 79 00  
[www.sika.no](http://www.sika.no)



## CE- ETIKETT

 19
Sika Services AG, Zurich, Switzerland
17357322
EAD 350141-00-1106:2017
1121, 2812
Fire stopping and fire sealing products, linear joint and gap seals
For details see accompanying documents
<a href="http://dop.sika.com">dop.sika.com</a>

### HELSE, MILJØ OG SIKKERHETS INFORMASJON (REACH)

Brukere skal alltid forholde seg til sist oppdaterte versjon av produktdatablad og HMS-datablad for det aktuelle produktet. Kopier av gjeldende versjoner finnes på Sika Norges internettsider: [www.sika.no](http://www.sika.no).

### PRODUKTANSVAR

Denne informasjonen og i særdeleshet anbefalingene i forbindelse med anvendelse av Sika-produkter er gitt i god tro, basert på Sikas inneværende kunnskap og erfaring med produktene når de er riktig lagret, behandlet og anvendt under normale forhold. I praksis vil forskjellene i materialer, underlag og lokale forhold være av en slik karakter at verken denne informasjonen, andre skriftlige anbefalinger eller noen annen form for råd kan innebære noen garanti med hensyn til det bearbejdede produktets omsetningspotensial eller egnethet for et bestemt formål, ei heller noen annen form for juridisk ansvar. Tredjeparts eiendomsrett må respekteres. Enhver ordre aksepteres i henhold til Sikas gjeldende salgs- og leverings-betingelser. Brukere skal alltid forholde seg til sist oppdaterte versjon av produktdatablad og HMS-datablad for det aktuelle produktet. Kopier av gjeldende versjoner finnes på Sika Norges internettsider.

#### Ytelseserklæring

17357322  
2020.04 , ver. 1

#### FOR NÆRMERE INFORMASJON:

Sika Norge AS  
Sanitetsveien 1,  
NO-2013 SKJETTEN, Norge

tlf. +47 67 06 79 00  
[www.sika.no](http://www.sika.no)

